

**Wednesday 1<sup>st</sup> July:** Good Morning. Today is a day to be creative. We would like you to put on your creative hats bring your imagination to life. We hope you really enjoy taking the time to be creative and we look forward to seeing where your imagination takes you.

Have a great day,

Mr H, Mr C

**Daily reading**

Today, please read for 30 minutes. If anyone at home has the opportunity to discuss this with you, please ask them to.

Read through the text about '**Oops Dragon's Apology Letter**'. Answer the questions in full.

**Daily times tables**

Please continue to learn your year group times tables: 6x, 7x and 9x

**Tables tennis**

A fun game of speed! You serve the imaginary ball by asking a tables question; your partner returns it by answering as fast as they can.

If they are correct, ask another tables question, keeping the rally going until they get one wrong or get to a target you have set in advance. See how long you can keep the rally going! You can adjust the difficulty of the questions you ask in order to create a challenge.



Times tables website: <https://www.timestables.co.uk/>

**Termly Spellings**

Please take time to learn spellings for future weeks and to re-visit past spellings. These can be found on the school website at <https://www.newbridge.bathnes.sch.uk/> and go to the tab **Classes** and click on your class.

Using the words and writing them down are the best ways to learn them. Activities you could do are:

- Find the meaning of the words
- Put the words into sentences
- If there is a pattern, how many words can you find with the same pattern?
- Draw pictures of the what the words mean with the word in the picture
- Create a word search
- Create a crossword
- Test your parents!

**Daily Maths**

**Angles and shape in art:**

[Andy Goldsworthy inspired art and ideas](#)

Watch this video to discover the work of Andrew Goldsworthy. We would like you to go outside and create some natural art. We would like you to focus on the angles and shapes needed to create your artwork. Take a photo of, or draw, what you have created. Can you list all the different shapes and angles within your piece of natural art?





**Daily English**

**Present your formal letter:**

[How to write a formal letter BBC](#)

Now you have written your letter, it is time to present it and send it. You can do this on paper or via email. Send your letters to the 4C/4H email addresses and we will send them on to Ms Kennaugh.

<p><b>Healthy Me</b></p>	<p>Explore how to create a 'Stop' animation film. Download and explore a free stop animation app such as 'Stop Motion Studio' or 'Stop Animator'.</p> <p><a href="#">How to make a stop frame animation</a></p> <p>If you can't download the app, discover how to make a flick-book animation. Watch this video to find out how:</p> <p><a href="#">How to make a flick book</a></p>	
<p><b>Problem of the Day</b></p>		
<p><b>The activities below are supplementary and can be used to further extend learning opportunities whilst at home.</b></p>		
<p><b>Home Learning</b></p>	<p>Please look at your Home Learning grid. Visit the school website at <a href="https://www.newbridge.bathnes.sch.uk/">https://www.newbridge.bathnes.sch.uk/</a> and go to the tab <b>Classes</b> and click on your class.</p> <p>Please plan and complete these activities throughout the duration of the school closure.</p>	
<p><b>National Curriculum Word Lists</b></p>	<p>Look in your Reading Log and find all of the spellings for your year group. How many of these can you learn? Can you write a sentence using the words?</p>	
<p><b>Curriculum Overview</b></p>	<p>Take time to look at the Curriculum Overview for your year group. This can be found on the school website at <a href="https://www.newbridge.bathnes.sch.uk/">https://www.newbridge.bathnes.sch.uk/</a> Go to the tab <b>Key Information</b>, go down the menu on the left hand side to <b>Curriculum</b>, go to <b>Termly Overview</b> and click on the one for your year group.</p> <p>Talk to a grown up at home and decide on an aspect you would like to find out more about. This means that when you come back to school, you will be able to share something new.</p>	
<p><b>Useful websites</b></p>	<p>Please see the useful websites list.</p>	
<p><i>Well done for trying all of these areas of learning. Please can I ask that your parent sends a few lines in an email to let me know what you have completed today.</i></p> <p style="text-align: center;">4H: <a href="mailto:4h@newbridge.bathnes.sch.uk">4h@newbridge.bathnes.sch.uk</a> 4C: <a href="mailto:4c@newbridge.bathnes.sch.uk">4c@newbridge.bathnes.sch.uk</a></p> <p><i>Please look out for tomorrow's learning, from Mr Hempleman and Mr Cumpson</i></p>		

# Oops Dragon's Apology Letter




Dragon Annexe  
The King's Bakery  
Magical Kingdom

24<sup>th</sup> December 2019

Dear Villagers,

I am writing to say sorry for the problems I have caused you this week. I want you all to know that I did not mean to ruin your fun and hope that you will read this letter, as I try to explain what happened.

Firstly, I had never seen snow before so my friend took me out for a walk. I loved feeling the snow crunching under my feet and catching snowflakes on my tongue. When we arrived back home, I saw some children making a snowman. They were putting stones on his body as buttons and had added a scarf. I ran over to help them add a carrot for a nose, but when I reached them, the snowman had disappeared and all that was left was the scarf and stones. The children were very angry. I didn't understand what had happened until my friend explained that snow melts if it gets warm.



Later on, I saw lots of my friends skidding around on the pond. They were shouting and laughing and I wanted to join in with the fun. As I stepped on to the pond, I slipped. As I was falling, I screamed and some fire accidentally came out of my mouth. I found out that ice can melt too. I am very sorry that the children fell into the water and glad that no one got hurt.

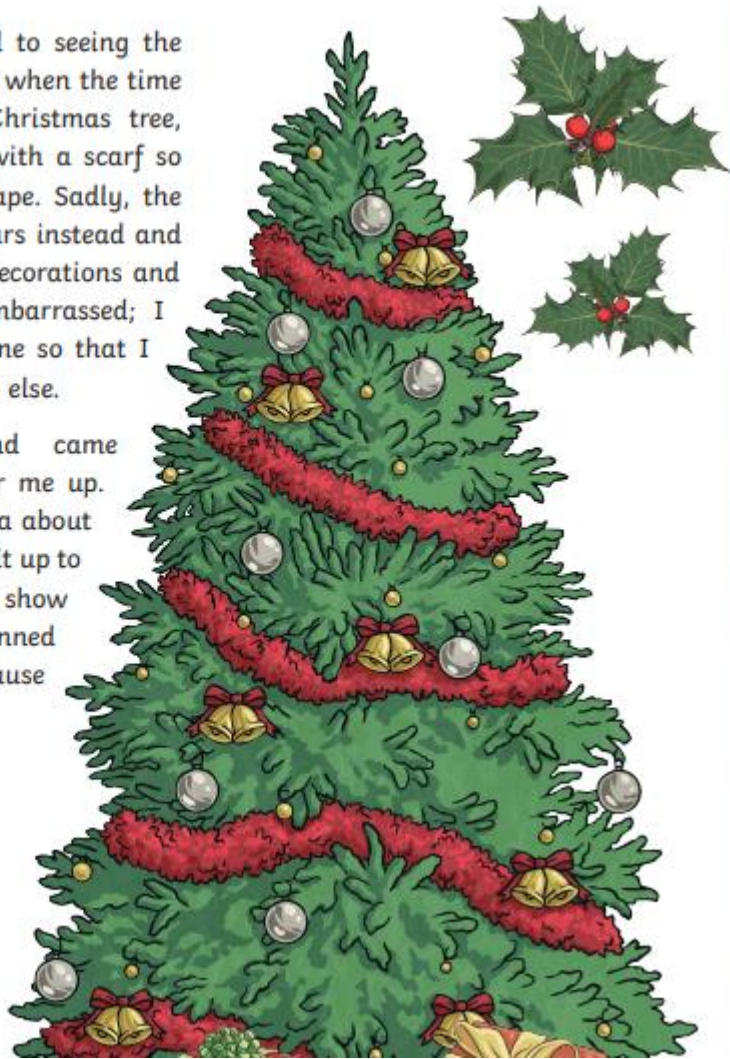
I have learnt to be very careful around snow and ice from now on.

I was looking forward to seeing the castle all decorated, so when the time came to unveil the Christmas tree, I covered my mouth with a scarf so that no fire could escape. Sadly, the fire came out of my ears instead and burned the beautiful decorations and the tree. I felt so embarrassed; I decided to stay at home so that I couldn't spoil anything else.

Yesterday, my friend came around to try to cheer me up. She had a brilliant idea about what I can do to make it up to you all. I can't wait to show you what we have planned and I promise I won't cause any more damage.

Sorry again.

Yours faithfully,  
Oops Dragon



1. Number the events to show the order in which they happened.

- Oops Dragon went for a walk
- Oops Dragon burned the Christmas tree
- Oops Dragon melted the ice rink
- Oops Dragon melted the snowman

2. How did Oops Dragon feel when he burned the Christmas tree? Tick **one**

- |                                  |                                      |
|----------------------------------|--------------------------------------|
| <input type="checkbox"/> excited | <input type="checkbox"/> embarrassed |
| <input type="checkbox"/> nervous | <input type="checkbox"/> unhappy     |

3. What is the purpose of Oops Dragon's letter? Tick **one**

- To say Sorry
- To say thank you
- To boast about what he had done
- To invite villagers to a party

4. Draw lines to show how Oops dragon was feeling in each part of the story.

He saw snow for the first time	sad
He melted the ice on the pond	embarrassed
He saw the children building a snowman	excited
He burned the Christmas decorations	amazed

5. Find and copy the phrase that shows how the children felt when their snowman melted.

---

6. Why did Oops Dragon's friend go to visit him?

---

7. Do you think that villagers will forgive Oops Dragon? Tick **one**

Yes       No

Explain why

---

---