

Wednesday 20th May: Another fun day of daily learning ahead! We love seeing the learning you have been doing at home! Have you shared activities that you have found fun with your friends?

Daily reading

We hope that you were able to access Oxford Owl <https://home.oxfordowl.co.uk/>
Your new story is 'By the Stream' https://www.oxfordowl.co.uk/api/digital_books/1156.html. Listen to the audio or have a go at reading it for yourself.
Please let your class teacher know if you cannot access Oxford Owl and we will make alternative reading provision for you, or you could read your own stories.

Daily counting

Last week, we introduced you to number bonds between 11 and 15. Today, we would like you to practise your number bonds to 13. You could create a song, a dance or just write these down to help you remember.

Tricky words







Please take time to learn your tricky words.
These can be found in your learning pack that we have sent home.
Concentrate on the words that you know you find tricky and choose a few words to practise each day.

Here are some activities you may not have tried yet. Perhaps you could do one a day this week.

- Write the words on plastic bottles and play skittles! Read out the words you knock over.
- Stepping stones. Write the words on large pieces of paper shaped as stones. Every word that you jump on, have a go at reading out loud.
- Make a paper chain of tricky words
- How many times can you use a tricky word in one sentence? For example “**the** dog and **the** cat went to **the** park”
- Make and play your own game of ‘roll it, read it’, as shown below. Use words that your child isn’t sure of yet.

Roll it, Read it, Phase 2 Tricky Words

Roll the die, read the number, choose a word from that column. If you can read it then cover it with a counter.
Who can get the most counters on the board?

					
the	no	go	into	to	I
no	go	into	to	I	the
go	into	to	I	the	no
into	to	I	the	no	go

Daily English/Phonics

Phonics:

This week, we are learning how to read CVCC words (consonant, vowel, consonant, consonant).

Revisit: Play a flashcard game to revise sounds from Phase 2 and Phase 3.

Teach: Make the word 'pot' with sound cards. Find the sound 's' and put it in front of the word 'pot'. Point to the s and say ssss holding the sound, then point to the next consonant and slide them together. Continue soundtalking the rest of the word.

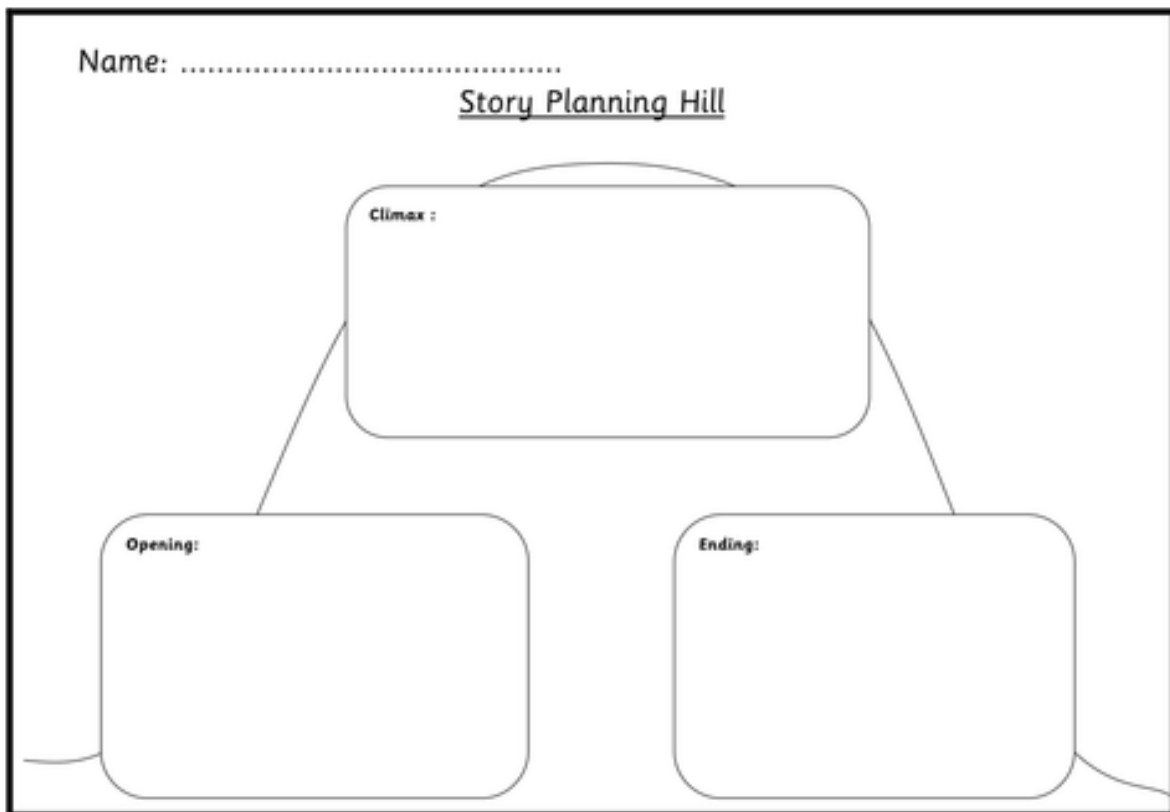
Practise: Ask your child to make these words with sound cards: step, stop, skip, trip, plan, from.

Apply: Can you write these words in a sentence using a tricky word? E.g. "I skip to the shop".

Please do not move on to Phase 4 until your child is completely secure in Phase 2 and 3. You can always refer back to this planning when they are ready to move on.

Writing:

Now you should have your character and setting. Today, we're going to make a Story Hill, as shown below. Really carefully think about what you would like to happen at the beginning, middle and end, ready to start writing your story tomorrow!



Healthy Me

Make a 'feelings' map. Write down/draw emojis of lots of different feelings in different colours. How are you feeling today?

Daily Challenge

Today, we are going to begin getting ready for your Sock Puppet performance on Friday. We would like you to make some tickets to give to your family to come and watch!

The activities below are supplementary and can be used to further extend learning opportunities whilst at home.

EYFS Word Lists

Look in your Reading Log and find all of the spellings for EYFS. How many of these can you learn? Can you write a sentence using the words?

Home Learning	<p>Please look at your Home Learning grid. Visit the school website at https://www.newbridge.bathnes.sch.uk/ and go to the tab Classes and click on your class.</p> <p>Please plan and complete these activities throughout the duration of the school closure.</p>
Useful websites	<p>Please see the useful websites list.</p>
Enquiry Research	<p>Our enquiry this term is 'What is a story?'. You could create your own project book about your favourite stories, research where stories come from, or write a list of books to share with a friend. Perhaps you could even set up a 'book sharing' group between your classmates.</p>

Well done for trying all of these areas of learning. Please can I ask that your parent sends a few lines in an email to let me know what you have completed today.

BEE CLASS: bees@newbridge.bathnes.sch.uk LADYBIRD CLASS: ladybirds@newbridge.bathnes.sch.uk

Please look out for tomorrow's learning. Well done from Miss Keane and Miss Mylan.