

Wednesday 24th June:

Good morning Year 1. Did you manage to guess the answer to yesterday's riddle? The answer was **The President of America**. Did you know that President John Quincy Adams owned a pet Alligator? He kept it in a bathroom in the East Room of the White House. Today is National Writing Day. I wonder what you might write today. A story, a poem or maybe a quiz! Keep working hard and trying your best!

Daily reading

Today, please read a book of your choice for 10 minutes then spend 5 minutes retelling what you have read and answering questions about it. Please ask an adult to help you with this.

Which word best describes your favourite character in the book you're reading?

Optional online book -

Dinosaur Times - <https://www.oxfordowl.co.uk/api/interactives/29306.html>

Daily counting, number bonds or times tables

Take away.

You will need the number cards from a set of playing cards (or 0-10 cards).
Arrange them to make take away number sentences.



Find the answers.

To make it more difficult, double the start number.



Termly Spellings

Please take time to learn spellings for future weeks and to re-visit past spellings.

These can be found on the school website at <https://www.newbridge.bathnes.sch.uk/> and go to the tab **Classes** and click on your class.




You might like to try making up memorable 'silly sentences' containing the word to help you remember them.

Daily Maths

Today, we are turning objects.

Draw the grid below in your books and complete it.

1. Draw 4 copies of a spider.
2. Turn the spider a quarter turn at a time.
2. Stick it on the grid.
3. (Or print from <https://www.twinkl.co.uk/resource/au-n-603-animals-turning-clockwise-and-anticlockwise-activity-sheets>)
4. Repeat with a cat or a duck.

Start position	One-quarter turn anticlockwise	Half turn anticlockwise	Three-quarter turn anticlockwise	Full turn anticlockwise
				
				
				

If you have an 'ink stamp' this works well instead of making 4 copies of the object E.g. the spider.
Print the stamp, turn it, print it, turn etc.

Challenge: Guess what the shape/object will look like before you move the object?

Daily English/Phonics	<p>Writing: Please see the activity under Healthy Me.</p> <p>Dictated sentence: Please read the sentence to your child. Then re-read slowly one word at a time while your child writes the sentence.</p> <p><i>Yesterday they made a cake.</i></p> <p>Extension – Can you extend your sentence using and/because/when?</p> <p>Copy the following real and alien words, then put sound buttons on them. Press the buttons to read the words.</p> <p>jat doom yewn main</p> <p>Play Quick Write. How many times can you write each word in a minute?</p> <p>so by my</p> <p>Optional game – https://www.phonicstracker.com/games/SentenceTreasureHunt/index</p> <p>Or feel free to pick another game from the website.</p>
Healthy Me	<p>Today, we are going to do our Jigsaw Jack work. The theme for our Jigsaw PSHE work this term is 'Changing Me'.</p> <p>Start by doing your Jigsaw Jack calm breathing. Try to ask someone in your family to join in. Today, we'd like you to think about your amazing body. Talk to a grown up about what your body can do.</p> <p>In your book complete the stem sentence - <i>My body is amazing because.....</i> You might like to draw and label a picture too.</p> <p>Game changers - Think about a game you like playing and change the rules to make it different. Play it! Does it work?</p>
Problem of the Day	<p>Challenge – It's your friend's birthday. Can you design them a birthday cake? Use Lego, blocks, recycling objects (make sure you check with an adult if they are clean and safe to use) to create their cake.</p> <p>Riddle - What can you catch but not throw?</p>
The activities below are supplementary and can be used to further extend learning opportunities whilst at home.	
Home Learning	<p>Please look at your Home Learning grid. Visit the school website at https://www.newbridge.bathnes.sch.uk/ and go to the tab Classes and click on your class.</p> <p>Please plan and complete these activities throughout the duration of the school closure.</p>
National Curriculum Word Lists	<p>Look in your Reading Log and find all of the spellings for your year group. How many of these can you learn?</p> <p>Can you write a sentence using the words?</p>

Curriculum Overview	<p>Take time to look at the Curriculum Overview for your year group. This can be found on the school website at https://www.newbridge.bathnes.sch.uk/ Go to the tab Key Information, go down the menu on the left hand side to Curriculum, go to Termly Overview and click on the one for your year group.</p> <p>Talk to a grown up at home and decide on an aspect you would like to find out more about. This means that when you come back to school, you will be able to share something new.</p>
Useful websites	Please see the useful website list.
<p><i>Well done for trying all of these areas of learning. Please can I ask that your parent sends a few lines in an email to let us know what you have completed today.</i></p> <p>1DE: 1de@newbridge.bathnes.sch.uk 1R: 1r@newbridge.bathnes.sch.uk</p> <p><i>Please look out for tomorrow's learning, from Mrs Dinsdale, Mrs Earle and Ms Rhodes.</i></p>	