

**Wednesday 8<sup>th</sup> July:**

Good morning Year 2!

How did you get on with the riddle? - A monkey, a squirrel, and a bird are racing to the top of a coconut tree. Who will get the banana first, the monkey, the squirrel, or the bird? None of them because you cannot get a banana from a coconut tree!

**Fun fact of the day** – Did you know that stretching out to an impressive length of 6696 kilometres (4160 miles) long, the Nile River is the longest river on earth?

Enjoy your day and have a go at these activities.

**Daily reading**

Enjoy reading your book today for 10-15 minutes.

**Questions to support inferencing:**

- Why was..... feeling.....?
- Why did ..... happen?
- Why did ..... say .....?
- Can you explain why.....?
- What do you think the author intended when they said.....?

**Top Tips:**

- Prior to reading, encourage your child to focus on the title of the book, the author, the illustrator and the front cover. Make predictions about what you think will happen in this book based on these factors. Afterwards, read the blurb and see if it gives you any further hints.
- Continue asking your child questions throughout the book but also encourage them to ask questions as this will further their understanding of the text.
- When you have finished the story, is your child able to retell the events in the order in which they happened? If you are reading non-fiction, can they recall any interesting facts that they have read?

**Daily counting, number bonds or times tables**

**Adding more than two numbers:**

Find the missing number to make the number sentences true.

$$4 + 5 + \square = 20$$

$$5 + 2 + \square = 20$$

$$6 + 6 + \square = 20$$

$$7 + 5 + \square = 20$$

**Termly Spellings**

This week's spelling pattern focuses on the 'l' sound spelt 'il'

pencil  
fossil  
nostril  
pupil  
your  
where

Earlier in the week you completed a wordsearch that focussed on the 'l' sound. Can you create your own word search with these spellings?


**Daily Maths**

Remember you can log in to Maths with Parents:

[www.mathswithparents.com](http://www.mathswithparents.com). If you haven't registered before, log in as a parent with your child's details and the class code - **2EO = 717743**    **2G = 633030**

**Measurement: Time:**

Today is about reading and drawing the times 'quarter to' and 'quarter past'. Your child should use their knowledge of fractions and turns to identify quarter past and quarter to. Children should recognise that the 'hour hand' moves along with the 'minute hand'. Therefore, when the time is quarter past the hour, the hour hand will be just past the hour and when the time is quarter to, the hour hand will be just before the hour.

 Look at the clocks.



Discuss how the minute hand has travelled. Identify when the time is quarter past the hour and quarter to the hour. Give the children individual clocks with moveable hands and ask them to make quarter to/past times.

 Match the clocks to the correct time.



Quarter to four  
Quarter past four  
Quarter to three  
Quarter past three



**Time to Talk:**

Where are the hands pointing to? Can we divide the clock face into four equal parts? Can we link this to fractions? If the minute hand is pointing at 3, how many minutes have passed the hour? If the minute hand is pointing at 9, how many minutes until the next hour? Show me quarter past/to....

**Challenge:**



Quarter past is always later than quarter to.

Do you agree with Teddy?  
Explain why.

How many quarters of an hour are between 7 o'clock and 9 o'clock.

Explain how you found the answer.

**Dictated sentence:**

Please read the following sentence to your child. Then re-read slowly one word at a time while your child writes the sentence.

***As the children ran across the field, they were sure they saw a stream.***

Copy the following real and alien words, then put sound buttons on them. Press the buttons to read the words.

**fowstoop    elocution    grouder    elephant**

Put the following common exception words into sentences. Remember your punctuation.

**cold    pass    many    behind**

**Challenge:** See how fast you can put these words into alphabetical order.

**Optional extra:** <https://www.phonicsplay.co.uk/resources/phase/2/dragons-den>

Play this game or choose a different phase and game which is suitable for your child.

**Writing:**

**Memories from this year**

Let's celebrate everything you have achieved in Year 2. Whether it's that you have made new friends or improved your handwriting, everyone has managed to achieve at least one thing. This can be something inside or outside of school that you are proud of. You can use this sheet as a guideline for things you might want to write or draw about.

**My Favourite Memories from This Year!**

My friends:




My favourite moment:




Memories I will treasure:




My favourite activity:



What I love the most about this year: \_\_\_\_\_  
\_\_\_\_\_  
\_\_\_\_\_  
\_\_\_\_\_

<p><b>Healthy Me</b></p>	<p><b>Indoor or outdoor bowling alley:</b> Stack up some plastic cups, plastic bottles, or blocks, and create your own bowling alley. Use a ball to roll down and see how many you can knock over.</p> 
--------------------------	-----------------------------------------------------------------------------------------------------------------------------------------------------------------------------------------------------------------------------------------------------------------------------------------------

<p><b>Problem of the Day</b></p>	<p><b>Draw with Rob:</b></p> <p>Follow this link to learn how to draw a monster: <a href="https://www.youtube.com/watch?v=PedfXGus_K0">https://www.youtube.com/watch?v=PedfXGus_K0</a></p>  <p>#DrawWithRob 19 Monster</p> <p>If you think you can do a better job, create your own monster and don't forget to give it a name!</p> <p><b>Today's riddle</b> – What is the longest word in the dictionary?</p>
----------------------------------	------------------------------------------------------------------------------------------------------------------------------------------------------------------------------------------------------------------------------------------------------------------------------------------------------------------------------------------------------------------------------------------------------------------------------------------------------------------------------------------------------

<p><b>The activities below are supplementary and can be used to further extend learning opportunities whilst at home.</b></p>	
<p><b>Home Learning</b></p>	<p>Please look at your Home Learning grid for Term 6 on the school website at <a href="https://www.newbridge.bathnes.sch.uk/">https://www.newbridge.bathnes.sch.uk/</a> and go to the tab <b>Classes</b> and click on your class.</p> <p>Please plan and complete these activities throughout the duration of the school closure.</p>
<p><b>National Curriculum Word Lists</b></p>	<p>Look in your Reading Log and find all of the spellings for your year group. How many of these can you learn? Can you write a sentence using the words?</p>
<p><b>Curriculum Overview</b></p>	<p>Take time to look at the Curriculum Overview for your year group. This can be found on the school website at <a href="https://www.newbridge.bathnes.sch.uk/">https://www.newbridge.bathnes.sch.uk/</a> Go to the tab <b>Key Information</b>, go down the menu on the left hand side to <b>Curriculum</b>, go to <b>Termly Overview</b> and click on the one for your year group.</p> <p>Talk to a grown up at home and decide on an aspect you would like to find out more about. This means that when you come back to school, you will be able to share something new.</p>
<p><b>Useful websites</b></p>	<p>Please see the useful websites list.</p>

Well done for trying all of these areas of learning. Please can I ask that your parent sends a few lines in an email to let us know what you have completed today?

2EO: [2eo@newbridge.bathnes.sch.uk](mailto:2eo@newbridge.bathnes.sch.uk) 2G: [2g@newbridge.bathnes.sch.uk](mailto:2g@newbridge.bathnes.sch.uk)

*From Miss Gatton and Mrs Titchener*