

Book Bands Explained

Lilac	Pink	Red	Yellow
Lilac books are picture books (although some have words in them). They introduce the skill of story telling and improve use of story language.	Pink books use Phase 2 phonics. Pink books are our first phonics books, enabling your child to practise and apply their segmenting and blending skills. Once they have decoded each word, encourage your child to read the	Red books use Phase 3 phonics. Once your child is confident in their Phase 2 phonics, they will be moved onto red band, Red books begin to get tricky so encourage your child to segment and blend each word carefully.	Yellow books consolidate Phase 2 and Phase 3 phonics. There are no new sounds in Yellow books, but children will revisit sounds that they already know. Sentences are longer and there are more words on each page.
			

Helpful websites

There are plenty of games and apps which can support reading at home!

www.bbc.co.uk/cbeebies - Alpha blocks is a fantastic resource!

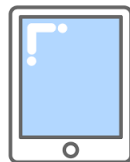
<https://home.oxfordowl.co.uk/> - A library of activities and resources

as well as support for parents.

www.phonicsplay.co.uk/ParentsMenu.htm interactive phonics games and information for parents.

<https://www.topmarks.co.uk/english-games/5-7-years/> Interactive Phonics Games

<https://www.phonicsbloom.com/> - Interactive Phonics Games



Northbrook Primary Academy



Reading in Reception

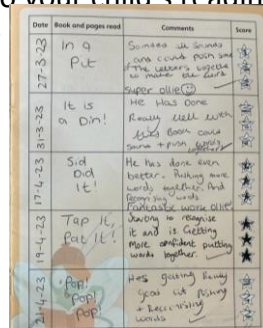
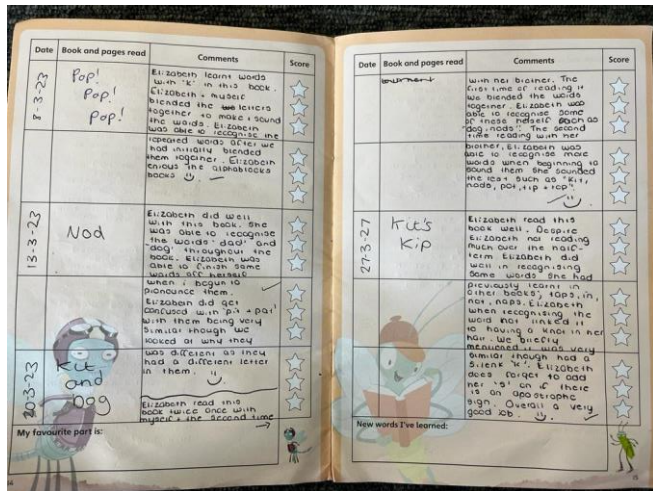
Learning to read - reading to learn!



At Northbrook, our aim is to promote a lifelong love of reading both for work and pleasure. We are here to help you and help your child, so you get the best possible start with this essential skill and enable you to enjoy their magical reading

At the start of Reception, each child will be given a 'reading pack' containing a reading record and a reading book. Please encourage your child to read as often as possible at home and record what they have read in their reading diary. You can also record any books that you read together at home, whether it is a bedtime story that they choose to join in with. It is essential we build a strong home/school partnership to communicate your child's progress with reading so please put as much detail as you can into their reading record! If you need any advice or support with reading at home, you can also use your child's reading record to ask us questions.

It is important to put as much detail as you can into your child's reading record – this will help us to monitor how well they



Phonics

Not long into their Reception journey, your child will begin their Phonics learning. Phonics is a method of teaching children to read by teaching children the relationship between letters and the sounds that they represent. At Northbrook, we use Bug Club phonics which is supported by our home reading books. There are 44 different sounds in the English language. Learning to read with phonics is therefore a bit like learning a code. After learning just a few sounds, you will be able to use this code to read



cat

Sounding out, blending and segmenting.

At Northbrook, we use Bug Club Phonics to support children's early reading. As they begin to learn their sounds, children will be able to build (blend) and take apart (segment) new words. For example, the word 'cat' can be broken into 3 sounds using sound buttons. We would segment the word using the sound buttons and then blend the sounds back together to create a word. We use our robot arms to help us with this!

Reading with your child

Each Bug Club book has questions and activities on the front and back cover to help you dig deeper into what your child is reading. There is a mix of comprehension questions (what is happening in the book), vocabulary questions and follow up activities. You can also ask your own questions throughout the book – encourage your children to talk about what they are

