


Northbrook Primary Academy - Homework



Class: Year 3


Half-term: Autumn 2 (Monday 4th November – Friday 13th December)

Theme: Rock of ages

Instructions:

- Choose and complete at least 6 activities over the course of the half-term.
- Hand in through Seesaw or bring into school.
- Each piece will be worth 1-10 house points.
- We expect you to complete each homework task with care.
- We expect you to complete each homework to the best of your ability.
- Good luck! We can't wait to see your work.

<p style="text-align: center;">A tasty plate.</p> <p>Create your own 'Eat Well Plate', showing the importance of a balanced diet (carbohydrates, protein, dairy, fruit and vegetables & fats/sugars). You could create this using food from around your house or draw pictures!</p>	<p style="text-align: center;">Date calculate</p> <p>Use the dates of birth in your house, and add the first 3 numbers to the last 3 numbers for everybody. E.g. 29/11/82 would be $291 + 182 = 473$</p>	<p style="text-align: center;">3D Model</p> <p>Create a 3D model of a real-life tall structure, e.g. the Eifel tower, the Shard etc. Use whatever materials you have at home.</p>
<p style="text-align: center;">Folk tales and Fairy tales</p> <p>Write your own Folk or Fairy tale with a twist. Imagine the villain wins! How would the story change?</p>	<p style="text-align: center;">Spellings</p> <p>Practice spelling the common exception words. Choose 10 words and describe what they mean. Then use them in a sentence. Write the sentence in your best handwriting!</p>	<p style="text-align: center;">Structure Fact File</p> <p>Create a fact file for the 3D model you have made. Include who designed the structure, when it was built and which country it is in.</p>
<p style="text-align: center;">Time Travellers Tale</p> <p>Imagine you are a time traveller and have travelled back to the Stone age. What might you see? Who might you speak to? Write a scientific journal of discovery about your adventure.</p>	<p style="text-align: center;">Spanish</p> <p>Draw a Christmas scene and label things in it in Spanish. E.g. Papá Noel (Father Christmas)</p>	<p style="text-align: center;">Tables Games</p> <p>Invent a game that uses your times tables. Using your 2,5- and 10-times tables. You could use a dice or have lots of questions and answers cut up that you need to match up!</p>
<p style="text-align: center;">Computing</p> <p>Make a poster about online safety to show why it is important to have passwords and how to be kind online.</p>	<p style="text-align: center;">Empathy</p> <p>Design an activity to raise money for charity at Christmas. What cause would you support and how would you raise money?</p>	<p style="text-align: center;">Children's Choice</p> <p>Create your own piece of homework based on our topic this half term! Extra points for creativity!</p>



Maths

Practice your 3 times tables. You could:

Say them forwards and backwards with an adult to help you remember them.


Roll two dice and times the number you create by 3




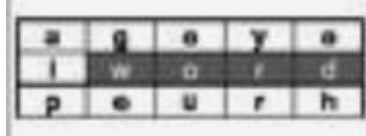
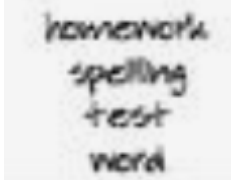
Count the cars as you walk to school in 3's

Or any other way that you think will help you remember them!

Year 3 & Year 4 Spelling Words: (tasks are on the next page)

accident(ally)	disappear	interest	pressure
actual(ly)	early	island	probably
address	earth	knowledge	promise
answer	eight/eighth	learn	purpose
appear	enough	length	quarter
arrive	exercise	library	question
believe	experience	material	recent
bicycle	experiment	medicine	regular
breath	extreme	mention	reign
breathe	famous	minute	remember
build	favourite	natural	sentence
busy/business	February	naughty	separate
calendar	forward(s)	notice	special
caught	fruit	occasion(ally)	straight
centre	grammar	often	strange
century	group	opposite	strength
certain	guard	ordinary	suppose
circle	guide	particular	surprise
complete	heard	peculiar	therefore
consider	heart	perhaps	though/although
continue	height	popular	thought
decide	history	position	through
describe	imagine	possess(ion)	various
different	increase	possible	weight
difficult	important	potatoes	woman/women



Spelling Homework Menu (Pick 10 words and an activity each week to help you practice)		
<p>Pyramid Words Write each word once in the shape of a pyramid, adding one letter each time.</p> 	<p>Newspaper words Cut out letters from newspapers or magazines to form each spelling word once.</p> 	<p>Word Repetition Write each word three times in print.</p> 
<p>Spelling word search Create your own word search including your spelling words. Remember to write a key and bring it in for us all to solve.</p> 	<p>Alphabetical Order Write your spelling words out in Alphabetical order.</p> 	<p>Questions and Statements Write a question or sentence that uses one spelling word. Do this for each of your words.</p> 