


Northbrook Primary Academy - Homework



Class: Year 3

Half-term: Autumn 1 (Monday 9th- September - Wednesday 16th October)


Theme:

Instructions:




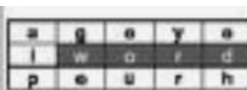
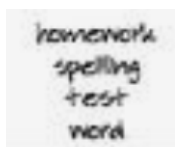

- Choose and complete at least 6 activities over the course of the half-term.
- Hand in through Seesaw or bring into school.
- Each piece will be worth 1-10 house points.
- We expect you to complete each homework task with care.
- We expect you to complete each homework to the best of your ability.
- Good luck! We can't wait to see your work.

<p>Skeletal Sketches Create or draw a skeleton, either human or animal, and label the bones. You could even try and make the joints move correctly.</p>	<p>Landmark Distances Can you work out how far different landmarks are from us? Include our stone age sites, U.K Landmarks and maybe even some World Landmarks. How far would you need to travel to visit three?</p>	<p>Geographical Journeys Create a leaflet advertising a tourist trip to one of our stone age landmarks. Remember to include pictures and explanations of the features of around the site. You could even include a map.</p>
<p>A Bears adventure Create a story about your favourite teddy bear taking a journey to somewhere amazing. What will they see? Who might they meet? Remember to use our WOW words to describe everything!</p>	<p>Get Active! Stonehenge is 80miles away from London. Can you get active and travel your way to Stonehenge across the half term? Every 15 minutes of exercise (e.g. running, jogging, skipping or wheeling) counts as 1 mile.</p>	<p>Art This half term, we are looking at cave drawings. Can you create your own cave art style drawings using black crayons or felt tips?</p>
<p>Build It! Use any materials you want to create your own replica of Stonehenge. You could use Lego, Junk modelling materials, cardboard or even salt dough to build your model.</p>	<p>Cuenta hasta diez Create a poster to help us learn our numbers from 1-20 in Spanish. You could think of a rhyme or find a song to teach us all to help us remember.</p>	<p>Test the teacher Create a quiz about one of our current learning topics to test Mrs Pizzey. Can you beat her?</p>
<p>Happiness Think about what makes you happy. Why does it make you happy? What are your favourite things to do? Write us a story or draw me a picture of your favourite day.</p>	<p>Perfect Poetry Look for a favourite poem. Write it down, draw a picture to go with it and make it look amazing. Be prepared to read it to the class, extra points for remembering it by heart!</p>	<p>Maps and Mysteries Can you create a treasure map of the local area? Use the mapping symbols we have learnt to help you to guide is to where your secret treasure is hidden.</p>

accident(ally)	disappear	interest	pressure
actual(ly)	early	island	probably
address	earth	knowledge	promise
answer	eight/eighth	learn	purpose
appear	enough	length	quarter
arrive	exercise	library	question
believe	experience	material	recent
bicycle	experiment	medicine	regular
breath	extreme	mention	reign
breathe	famous	minute	remember
build	favourite	natural	sentence
busy/business	February	naughty	separate
calendar	forward(s)	notice	special
caught	fruit	occasion(ally)	straight
centre	grammar	often	strange
century	group	opposite	strength
certain	guard	ordinary	suppose
circle	guide	particular	surprise
complete	heard	peculiar	therefore
consider	heart	perhaps	though/although
continue	height	popular	thought
decide	history	position	through
describe	imagine	possess(ion)	various
different	increase	possible	weight
difficult	important	potatoes	woman/women



Spelling Homework Menu (Pick 10 words and an activity each week to help you practice)

<p>Pyramid Words Write each word once in the shape of a pyramid, adding one letter each time.</p> 	<p>Newspaper words Cut out letters from newspapers or magazines to form each spelling word once.</p> 	<p>Word Repetition Write each word three times in print.</p> 
<p>Spelling word search Create your own word search including your spelling words. Remember to write a key and bring it in for us all to solve.</p> 	<p>Alphabetical Order Write your spelling words out in Alphabetical order.</p> 	<p>Questions and Statements Write a question or sentence that uses one spelling word. Do this for each of your words.</p> 

Maths

Practice your 3 times tables. You could:

Say them forwards and backwards with an adult to help you remember them.

Roll two dice and times the number you create by 3

Count the cars as you walk to school in 3's

Or any other way that you think will help you remember them!