

9

Focussed practical task Enamelling - an opportunity to use the jewellery enamelling process and make an example piece



Smart Materials
evaluation of modern materials looking at their their properties and uses



Picture frame/phone stand
Re-visiting the use of Acrylic to create a product that will hold a picture or can be used to rest phone on



Structures
Looking at structures and their importance using the knowledge gained to design and make miniature huts out of paper



7


Graphic Design
using drawing techniques to improve presentation in the design process



Clocks –
Following the design process through to production of a working clock -including regular evaluations and modifications



Board games
Working in groups to design and make a board game.



8

Jigsaw Puzzle design and make project creating a small jig saw puzzle



Textiles (RM) – pencil container introducing new sewing and decoration skills to build on Y5 experiences



Food skills further
recipes to build on skill learnt in y5 frying, roasting kneading etc

Carnival Floats – using a local tradition to inform design and make skills

6

5






Graphic Design – Introduction to resistant materials thinking about presentation – use of a ruler, cutting skills and decoration of a product following a design brief











Food
Basic food preparation learning skills such as cutting, chopping rubbing in etc




Greeting Cards /Textiles – A design and make project that uses nature as a theme and introduces hand sewing skills.



Scheme of Learning	Graphic Design – Door hangers/ resistant materials	Food Preparation	Greeting Card - textiles
Knowledge	<ul style="list-style-type: none">Graphics skillsDesign skillsPresentationAnnotationRenderingUse of a rulerCutting skillsConstructionUnderstanding the meaning of the term design brief 	<ul style="list-style-type: none">Cutting skillsBaking skillsChopping/slicingRubbing inKnife skillsBakingPreparation and clearing away of work areasCouscous saladFruit sconesSavoury egg puffsColeslawFruit MuffinsFruit lollies	<ul style="list-style-type: none">Design skillsRenderingThreading a needleKnotting the threadSewing basic stitches 
Sequencing Statements/ Cross Curricular Learning	<ul style="list-style-type: none">MeasurementGraphicsPresentationAnnotationevaluation	<ul style="list-style-type: none">Starting to teach basic cooking skillsFood/kitchen safetyHealthy eating	<ul style="list-style-type: none">Sewing – textilesDesign and presentation skillsEvaluation – verbal and written
Enrichment Opportunities and British Values	<p>Sharing – resources Respect for each other while working Respect for the working area and resources</p>  <p>MUTUAL RESPECT</p>	<p>Sharing – resources Respect for each other while working Respect for the working area and resources</p>  <p>MUTUAL RESPECT</p>	<p>Sharing – resources Respect for each other while working Respect for the working area and resources</p>  <p>MUTUAL RESPECT</p>

Scheme of Learning	Carnival Floats – resistant Materials	Food skills	Textiles – pencil container
Knowledge	<ul style="list-style-type: none">• Design skills• Rendering• annotation• Use of tools• Measuring skills• Using a coping saw• Construction skills 	<ul style="list-style-type: none">• Cutting• Slicing• rubbing in• kneading• Kneading• Frying• Roasting• Baking• Preparation and clearing away of work areas• Apple crumble• Vegetable Stir fry• Roasted vegetables and cous cous• Tomato Sauce• Pizza• Pineapple upside down cake	<ul style="list-style-type: none">• Embellishment of material – dying skills batik, block printing and transfer printing.• Construction of materials and weaving• Sewing machine skills• Fabric construction skills 
Sequencing Statements/ Cross Curricular Learning	<ul style="list-style-type: none">• Measurement• Graphics• Presentation• Annotation• Evaluation• Use of new tools• Introduce new materials	Build on skills taught last year to use with new recipes and foods.	<ul style="list-style-type: none">• Build on basic sewing skills taught in Y5• Use new skills to create a product• Measurement• Planning• Joining
Enrichment	Sharing – resources Respect for each other while working	Respect for the working area Mutual understanding and collaboration in	Respect for the working area Mutual understanding and collaboration in

Scheme of Learning	Graphics	Clocks	Board games
Knowledge	<ul style="list-style-type: none">Design skillsRenderingDrawing skills – perspective. OrthographicMeasuring skillsPresentation skillsLayout of design 	<ul style="list-style-type: none">Design skillsEvaluation skills – star chart and final evaluationEvaluation skills – star chart and finalIntroducing new materials - AcrylicMarking outHand Cutting skills using a coping sawFinishing skillsDecoration – form templates to decoration of clockInserting a mechanism 	<ul style="list-style-type: none">Planning/schedulingSourcing materialsCollaborative workingDelegationExecution of each taskDecorative work/making playing pieces, cards, etcEvaluation in the form of verbal interaction with others by playing each others games 
Sequencing Statements/ Cross Curricular Learning	<ul style="list-style-type: none">MeasurementGraphicsPresentationAnnotationEvaluationUse of new toolsIntroduce new materials	<ul style="list-style-type: none">PresentationMeasurementCostingsUse of new tools/materialsFinishing skillsEvaluation of designs and finished artefact	<ul style="list-style-type: none">PresentationMeasurementUse of new tools/materialsSelecting suitable materials – thinking about what has been used in past projects and will they work?Finishing skillsEvaluation of designs and finished artefact
Enrichment Opportunities and British Values	<p>Sharing – resources Respect for each other while working Respect for the working area and resources</p>  <p>MUTUAL RESPECT</p>	<p>Sharing – resources Respect for each other while working Respect for the working area and resources</p>  <p>MUTUAL RESPECT</p>	<p>Sharing – resources Respect for each other while working Respect for the working area and resources</p>  <p>MUTUAL RESPECT</p>

Scheme of Learning	Jig Saw puzzle/structures	Picture frame/hats (structures)	Smart Materials
Knowledge	<ul style="list-style-type: none"> • Design skills • Rendering • Presentation skills • Measuring skills • Layout of design • evaluation • Use of new tools – mitre saw • develop use of scroll saw (Y6) • Finishing 	<ul style="list-style-type: none"> • Building on/revising skills using acrylic (clocks) • Introduction to shaping using a line bending machine • Thinking about structures and their uses looking at a variety of different one sin the built environment and creating miniature hats using paper • Design skills • Rendering • Presentation skills • Measuring skills • cutting • Layout of design • evaluation 	<ul style="list-style-type: none"> • Introduction to modern materials designed to meet specific needs and solve problems in the wider world. • Use of polymorph to create a pencil topper using Polymorph • Decoration of pencil topper • Design skills • Rendering • Presentation skills • Measuring skills • Layout of design • evaluation 
Sequencing Statements/ Cross Curricular Learning	Building on previous skills taught since year 5 such as design, evaluation and making. Problem solving to make the frame of the box fit.	Revision of uses for acrylic and finishing techniques – also design, evaluation and making.	<ul style="list-style-type: none"> • Thinking about how modern materials can solve problems in society. • Building on previous skills that have been gained since Year 5 designing, following a brief etc
Enrichment Opportunities and British	Sharing – resources Respect for each other while working Respect for the working area and resources	Sharing – resources Respect for each other while working Respect for the working area and resources	Sharing – resources Respect for each other while working Respect for the working area and resources

Scheme of Learning				
Knowledge				
Sequencing Statements/ Cross Curricular Learning				
Enrichment Opportunities and British Values				

Scheme of Learning				
Knowledge				
Sequencing Statements/ Cross Curricular Learning				
Enrichment Opportunities and British Values				

Scheme of Learning				
Knowledge				
Sequencing Statements/ Cross Curricular Learning				
Enrichment Opportunities and British Values				

Scheme of Learning				
Knowledge				
Sequencing Statements/ Cross Curricular Learning				
Enrichment Opportunities and British Values				



MUTUAL RESPECT



**INDIVIDUAL
LIBERTY**



DEMOCRACY



THE RULE OF LAW



**TOLERANCE
OF THOSE WITH DIFFERENT
FAITHS AND BELIEFS**