



OAKFIELD ACADEMY
BELIEVE AND ACHIEVE

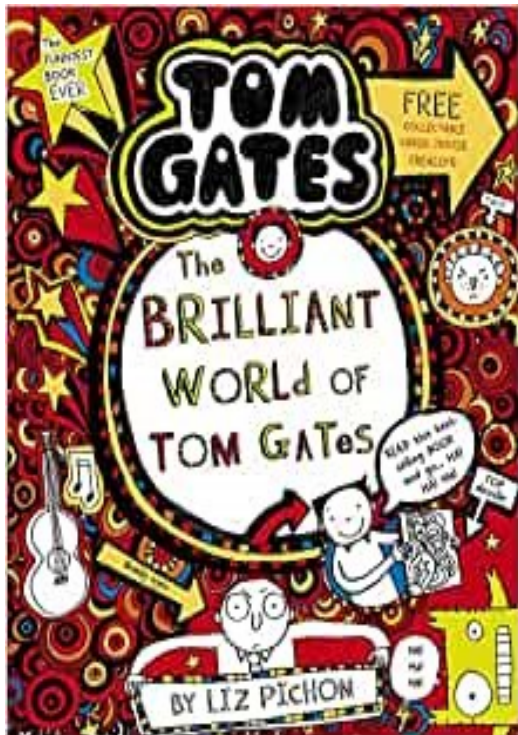
“SCHOOL CLOSURE”

EDITION NUMBER NINE

**Thursday 11th
June 2020**



To our fantastic Oakfield Academy Fundraisers for the donation of over £800 to cover the cost of a copy of this TOM GATES book as a welcome gift for each of the Year 4 pupils joining us in September. Thank you very much.



Staff changes for September 2020

I'd like to update you with staff changes that are taking place in the Autumn Term.

Mrs Pegler is planning to relinquish her role as Head of Year, and will be working part-time as a Teacher. We are delighted to announce that Mrs Nightingale will be Head of Year 7 from September.

We would like to welcome Mr Crook-Wynn who joins the Year 7 team as a Teacher of English and History.

In our SEN Department, Mrs Higgins has now been appointed as our permanent SENDCo, she will be assisted by Mr Webb who takes on the new role of Assistant SENDCo, in addition to being a Year 6 Tutor.

Joining the Year 6 Team as Tutors are Mr Oates (6A) and Mr Walker (6O) – led by Ms Peat who will become Head of Year 6. Mrs Gardner will remain with her Year Group and become Head of Year 8.

In Year 5 Mrs Green will remain as Head of Year, being joined by Mr Colman and Miss Pike as Year 5 Tutors.

Sadly there will be some staff leaving us as well. Mrs Hornby is joining another school as a SENDCo, and we wish her luck in her new role, she will be greatly missed and has been a valuable member of staff for many years. Ms Allford has already left us to take up a new career challenge, we hope she enjoys.

After a long career at Oakfield teaching mainly Drama, I can announce that Mrs Nicholson has decided to retire. Mrs Nicholson joined the staff here when Mr Crossman was Head, and worked for many years with the next Head Teacher, Mr Hill. Over the years she has taken charge of countless productions and performances and will be fondly remembered by our pupils, ex pupils and indeed many of our parents and members of the local community. Everybody at Oakfield wishes Mrs Nicholson (Rosie) a long and very happy retirement.

Miss Wilkes



Oakfield Academy, Oakfield Road, Frome BA11 4JF
Tel: 01373 462539

E-mail: oakfieldacademy@educ.somerset.gov.uk

Web: www.oakfieldacademy.co.uk

Attendance E-mail: schoolattendance@educ.somerset.gov.uk

If you would like further information on any of the items in the newsletter, please contact the school office.

Follow us on Facebook and Twitter via our website.

A large font version of the newsletter is available from Reception.



Alpine Camp Activity—by Jesse Morrissey 5S

After my Dad and I started gardening at home as part of my home schooling at the beginning of Lockdown my cub pack said we were going to do a virtual cub camp on Easter weekend.

I.did.not.want.to.do.it.at.all!


Dad persuaded me to do it eventually! He said we'd just give it a try... But when we logged into the online opening ceremony none of my friends were doing it! So we decided just to do the first task and make a camp and then see how it went.

The cub camp leaders came up with the idea of a competition to see who could make the best camp. We decided to make it comfortable for me to lie in so I could get some sun and read at the same time. And then Dad came up with idea for an alpine camp.

We made a hard board backdrop - the backdrop was also to hide all the rubbish from builders at the back of the garden! I designed a mountain design on a piece of paper and then we painted the design on to the hard board. Then we laid out some blue tarpaulin for a lake and put some buoys on it!!! The entire thing took around 2-3 hours. We took a fire pit and two chairs out the shed and put them in the camp. We also found some long sticks strapped together and leaned them against the tree as our spears! We even had a skull on a stick!!!

Dad sent in a photograph of our Alpine Camp to my cub pack for the 'Best camp" competition anyway and.... we won! I even got a certificate!

One night later in the week when we were sitting on the chairs eating our dinner in the camp and Facetiming my Granddad John..... I fell through mine :(So we had to find a new chair for me to sit on!



Thank you to Emily Honor of 6O for sharing her wonderful art work with us, it really is very creative.



Josh Honor from 7N has been busy assisting his dad with the decorating of their conservatory.

POLITE REMINDER

If you need to contact Oakfield Academy for any reason, please telephone or email—do not come in person to our Reception as this space is closed to parents for safety reasons. Thank you.

Art Department

We know from the many examples that have been sent via the art email that you have produced some excellent artwork at home over the last three months. We'd really love to see this work exhibited in the **Frome Community Exhibition**. Although a venue and date is still to be confirmed they have sent us the following message and form to complete in preparation of it happening:-

'Thanks for keeping in touch with us about exhibiting artwork at the Frome Community Exhibition! We are looking forward to seeing what you have made. As lockdown begins to loosen, we are in conversation with a few potential venues around town, and hope to have some news for you soon.'

Three options to submit the form:

Print this form and attach it to your work(s) of art when you bring it to us. 2. Email this form to fromecommunityexhibition@gmail.com along with a picture of the work of art, and we will match them up. If your artwork is audio/video you can email it alongside the form. 3. Fill in a paper form when you come to drop off the work(s) of art.

We will stay in touch about the date and venue as we know more. Any questions, feel free to drop us a line at the above email address.

As soon as I have more information I will let you know and please keep on sending me your artwork to art@oakfieldacademy.org

Ms Stewart

Thank you for creating something to show at the Frome Community Exhibition!



We thought it would be nice to have a little bit about you and what you've made next to your creation. If you would like to attach any other details, please feel free to add those too. This form is optional, but please fill in at least your name and contact details if you would like to collect your artwork to take home when the exhibition is finished. ***This will be private.***

Artist's name:
Artist's contact details (or parent/carer if under 18):
Email:
Telephone:

Would you like to collect this work to keep after the exhibition? We will inform you of the artwork collection date (please mark with an "X").

Yes, I would like to collect it

No, please dispose of it afterwards

No, please donate it/give it away

Once the date and venue are confirmed, we will let you know when and where to bring your work of art.

**Please also attach your name and contact details to your artwork,
just in case it gets separated from the form.**

News from our History Department

Thank you all so much for the work that you have been producing for your History teachers. It is so wonderful to see some of the creative ways that pupils are developing their Historical thinking at home. From watching historical movies, planning medieval theme parks, visiting outdoor spaces and even building and burning models to recreate the famous Great Fire of London!

Please do keep communicating with your teachers with your successful learning at history@oakfieldacademy.org !



CLIFTON SUSPENSION BRIDGE

In 1829, a competition took place for engineers to design a bridge. This bridge had to cross the Avon Gorge, connecting Bristol and Somerset, while still allowing tall boats to reach the docks. The winner of this competition was a famous engineer called Isambard Kingdom Brunel.



The building of the Clifton Suspension Bridge began on 21st June 1831.

Unfortunately, the builders ran out of money before they could finish the bridge. So, at first, people had to cross by getting in a basket suspended by a rope - underneath an iron bar!



On 15 September 1859 Brunel died. The engineers working with him decided that finishing the bridge was the best memorial they could give him. As luck would have it, his other bridge, the Hungerford Suspension Bridge, was to be demolished, meaning they could use the strong iron chains on the Clifton Suspension Bridge. On the 8th December 1864, it was finally open to the public, measuring 412m in total length!

Isambard Kingdom Brunel designed the Clifton Suspension Bridge

The bridge is still open today, and vehicles have to pay a toll of £1 to access it. Every day, around 8,800 vehicles cross the bridge.

I visited the bridge for the first time on Sunday, 7 June.

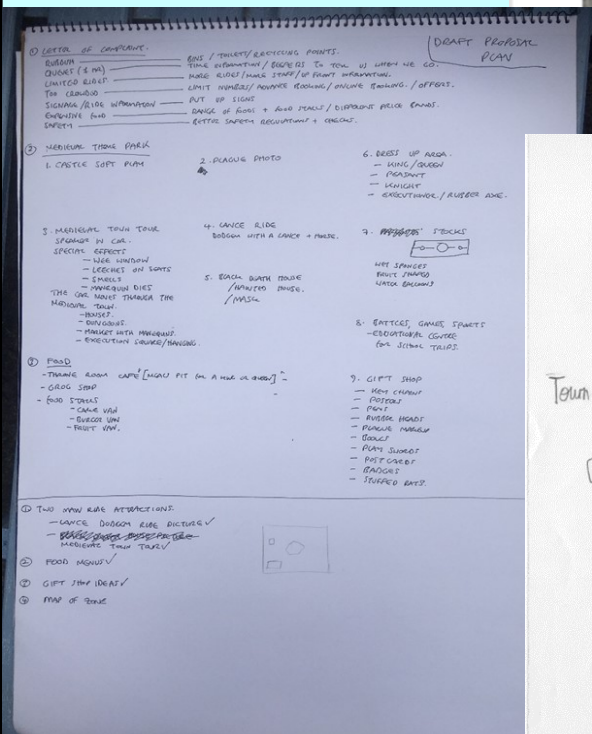


From the bridge, you can see the Avon Gorge stretching below you, it's crazy to think you're



so far above the ground. From the bridge, I also saw some rock climbers clambering up the Gorge. We walked all the way to the bridge from M-Bed, which is by Bristol Docks. It was about an hour's walk. The bridge was quite cool and I enjoyed crossing it.

Scott Salmon (8A)



Music

Here is a great opportunity from Jackdaws for an Arts Award during lockdown:-

'Do your "Discover Arts Award" and gain a qualification in quarantine!

Free to students of Somerset schools, suitable for Primary & SEND

<https://www.jackdaws.org.uk/education/arts-award/earn-a-qualification-in-quarantine/>

Recommended resources to keep singing:-

<https://www.singup.org/singupathome>

<https://www.outoftheark.co.uk/ootam-at-home/?>

[utm_source=homepage&utm_campaign=ootam-at-home2&utm_medium=banner](https://www.outoftheark.co.uk/ootam-at-home/?utm_source=homepage&utm_campaign=ootam-at-home2&utm_medium=banner)


FACE MASKS ON PUBLIC TRANSPORT



If your child uses public transport to travel to or from school please be aware that from the 15th June wearing face coverings will be compulsory for all passengers.

Below we have included a link if you are interested in making your own mask, however any scarf is acceptable as long as it covers both the nose and mouth and is relatively thick.

<https://www.gathered.how/sewing-and-quilting/sewing/how-to-make-a-face-mask-2-ways-to-sew-your-own/>



Thank you Josh Honnor 7N for creating this fabulous social distancing poster. Great work.

"ENCOURAGEMENT"



Well done to Ahmad Rehman 7S and his sister who have been busy growing mint plants during the lock down. They then kindly delivered them to their neighbours to thank them for being great neighbours. They received a number of thank you cards for their kind gesture.

Science Department News

Oakfield Academy are taking part in The Great Science Share.

The Great Share is all about students leading their own investigations – from coming up with questions about how the world works, to planning and then trying out their own investigations. You can read a how to guide for this process [on the website](#), and find out more about sharing all the weird and wonderful things you come up with!

Twitter is being used to share children's investigations nationwide, and to join in with this regionally we're inviting local children to write up their investigations for the Curiosity Connections blog. See this [blog post](#) a child taking part in the Great Science Share wrote last year.

It would be great to see lots of science sharing in the South West, particularly on 16th June which is the official Great Science Share day. Look out for further instructions on next week's Little Lessons for Science.



Jack Eckard from 5N has been keeping himself really busy at home—as well as working on his Maths and conducting Science experiments, he has hosted a Zoom cookery workshop, making a recipe from a Horrible History book with friends Harry Squire, Joseph Ecob and Jack Badman—who are all in 5A. Well done Jack!



Oakfield Academy

has been recognised for their ongoing commitment and achievement in the School Games Programme during the Autumn & Spring Terms

Awarded by

Jason Hedaux

School Games Organiser



SANITARY PROTECTION

Whilst our pupils are encouraged not to bring a bag with them each day to school, we'd like to highlight that we have made available a wide variety of sanitary products for the girls to use free of charge in the Girls Toilets. They are welcome to help themselves. If you are struggling to pay for these items at home, please contact our office and we will see if there is anything we can do to help.

Thank you.



Stan Hill and Thomas Wright (both from 6S) share with us these wonderful bug hotels that they created. Great work boys!





Oakfield Academy's 2020 Writing Competition

Having spent a busy week catching up with our winners using video conferencing tools I am thrilled to be able to announce the Kerry Wilkinson Writing Competition Winners.

After completing and submitting their stories, the entries were sent all the way to Canada to be read and judged by Kerry himself. He was very impressed by the creative, inventive and imaginative approaches to his prompt and found it a real challenge to decide between the winners as they were so enjoyable.

Please join me in congratulating the following students on their success:

Year 5 runner up—Arthur Robinson 5N

Year 6 runner up—Amelie Glover 6S

Special commendation KS2—Oliver Coates 5R

Year 7 runner up—Hugo Holcombe 7N

Year 8 runner up—Isaac Cornish 8O

Special commendation KS3—Eva Hill 7C

Overall KS2 winner—Sophia Giorgetti-Knott 5A

Year 5 winner— Ella Powrie 5N

Year 6 winner— Aeris Maggs 6R

Year 7 winner—Maisie McDonald 7O

Year 8 winner—Alisha Ali-Davey 8A

Overall KS3 winner—Amaya Murguilday 8S

All winners have received prizes to help them to continue writing stories such as: story cubes, writing maps, writer's survival kits and faux leather journals. They all received an engraved glass coaster as a keepsake of their win. Our overall winners are now the proud owners of a Kindle Paperwhite.

As an ex-pupil of Oakfield Academy, Kerry's fond memories of our school means he is looking forward to working with us next year and into the future on more writing competitions and other ventures.

Please look out for Kerry's video announcement of the winners and his personal comments on their work on our website.

Miss Hall, Head of English

How to build a Frog Pond!

By Jesse Morrissey 5S



Requirements

You will need:

- An area of your garden
- Some large rocks
- Some builders' sand or gravel
- A variety of pond plants
- Pond liner (preferably made with butyl rubber)
- Rainwater
- A spade

Location

Pick a spot with both sunlight and shade. Plan on building the pond in a location that is about 70% covered by shade. A good place to build a pond is partially underneath the shade of a tree. Sunlight keeps the pond warm while shade prevents the frogs and their water from drying out. (Build underneath a deciduous plant like an oak and maple trees. The tree will lose its leaves in the fall so the pond receives full sunlight in the winter, preventing it from freezing).

Size

Sizes for frog ponds vary so if you are going to make a small frog pond then use something like a kitchen sink* if you are going to dig a pond then you might want to go up to 1.5 meters. (We will mainly be focusing on digging a pond)

Just some of the fantastic slides from an amazing Powerpoint presentation that Jesse put together, which really impressed our Head of Science, Mr Gough.

Well done Jesse such hard work went into this!



Shout-Outs - Thursday 11th June 2020

GENERAL HARD WORK AND ATTITUDE Deacon Coates 8N Dylan Musselwhite 8R	ENGLISH Harrison Thomas 6N Emily Honnor 6O	MATHEMATICS Clay Pendleton 5C Josh Honnor 7N Billy Talman 8O (we nominated his Granny) Jack Foulger 8C Harry Fripp 8NG Ethan Smart 8R Lewis Oswin 8S	COMPUTING Scott Salmon 5R Nicky Kershaw Moore 5O Yan Salmon 8C Hugo Holcombe 7N
PE Esmae Lloyd 5S Jack Foulger 8C Olivia Lines 8A Harry Fripp 8NG	ART Lottie Allin 7S MUSIC Kizzi Tomkins 5S	SCIENCE Owain Davis-Jones 7R Harvey Scammel 7N Catherine Mocke 7N Alfie Jackson 6C Gideon Timms 5R	HUMANITIES Jack Foulger 8C Scott Salmon 5R Harvey Scammell 7N Freddie Weale 5C

Infinity Nominations

AHMAD REHMAN 7S—Morals & Ethics

Growing mint plants and gifting them to neighbours to keep the community connection—what a lovely idea. Mrs Gardner

MR FOWLER—Integrity

Supporting the Year 7 staff team by adapting quickly to change without hesitation and taking on extra subjects. The team really appreciated this!

AGNES HILL 7O - Ambition & Pride

For completing and sharing Science learning from home that shows she has gone above and beyond with the effort she has put in. Well done Agnes! Miss Sanders

STANLEY HILL 6C—Oracy , Vocabulary & Pride

For creating a wonderful poem with lovely language choices inspired by Pam Ayres. Mrs Roynon

DANIELLE WHEELER 8R —Integrity, Ambition & Pride

Excellent home learning in Science, History and DT. Numerous nominations.

JESSE MORRISSEY 5S—Ambition & Pride

Making a brilliant 'How to build a frog pond' instructional booklet. Mr Gough

SAMUEL WHEELER 7N—Integrity, Ambition & Pride

Excellent home learning in Science, History and DT. Numerous nominations.

JACK FOULGER 8C—Ambition & Etiquette

For his polite interactions with everyone in his groups. Also his determination to excel and beat his personal best in PE.

Hugo Lyell 5S— Morals & Ethics

Hugo has been following the recent tragic events in America and the subsequent anti-racism protests. He was affected by what he saw in the news, and was inspired to find out more about Black history in the US. He carried out extensive research, which culminated in his production of a fascinating and informative PowerPoint presentation. This high-level piece of academic work reflects not only Hugo's ambition as a learner, but also his empathy towards others. We hope to share this with you on our Website. Well done Hugo! Mr Reynolds