

9

Creating a complex 3D figurative sculpture with wire and Modroc



Studying the human form with George Seagal and Antony Gormley proportions and movement



Looking at repeat Pattern with print

Multiple colour lino printing with Paul Klee and James Stewart

Using colour to create complex tones with Georgia O' Keeffe



Looking at Peter Randall-Page using charcoal to create tone



Using tone to make object look 3D

Observational Drawing skills using natural objects

8

Introduction to Graphic design



Portraiture Drawing and painting skills



Using mixed media in portraiture to express your selves creatively with Chila Kumari Burman



Studying architecture Developing drawing and designing skills with Antoni Gaudi



Creating a 3D art work from clay



Pattern and colour using oil pastel with Laurel Burch



7

Experimenting with mixed media.



Mono print making and working in 3D Yoyoi Kusama



David Hockney Colour mixing and perspective



Form and movement Looking at the work of Keith Haring.



Using space and the solar system to experiment with chalk pastels



Experimenting and discussing with different colouring mediums



Looking at the principal elements of art

6

skills Mark making Abstract art inspired by Kandinsky



Introduction to clay with pattern and texture.

Colour mixing retrieval and painting practice



Drawing skills and introduction to using tone



Observational Drawing and painting skills with Sarah Graham








Using Perspective in landscape painting





Colour, Pattern and texture with Hundertwasser



Optical art with Bridget Riley and Victor Vasarely



<p>YEAR 5</p> <p>Scheme of Learning</p>	<p>INTRODUCTION to art Creating a sketchbook</p> <p>DRAWING SKILLS AND MARK MAKING Experimenting creating pattern and texture</p> <p>MARK MAKING IN CLAY working in 3D</p> <p>ABSTRACT ART Using music to create art Kandinsky Holst the planets</p> 	<p>COLOUR Learning about the colour wheel. Colour mixing and understanding hot and cold colours and Tints and Tones</p> <p>LANDSCAPES Perspective and watercolour painting techniques.</p> 	<p>ENLARGING AN OBJECT Sarah Graham drawing and painting skills.</p> <p>ABSTRACT ART Hundertwasser and using colour and pattern to create abstract paintings based on Ariel viewpoints and cityscapes using symbols in a creative way.</p> <p>OPTICAL ART with Bridget Riley and Victor Vasarely</p> 
<p>Knowledge</p>	<ul style="list-style-type: none"> • How to create a sketchbook • What different pencils do • How to use pencil crayons • How to draw a range of lines • Where to get inspiration from • Using line and colour to express emotions • Creating pattern from marks • Introduction to working in 3D through clay 	<ul style="list-style-type: none"> • Developing drawing skills through observation • Introduction to using tone • Learning about colour and colour mixing with watercolour paints • Experimenting with colour mixing an observational drawing • Learning about perspective in drawing 	<ul style="list-style-type: none"> • Enlarging an object using a grid • Experimenting with water colour pencils to create tones • Developing colour mixing skills and introduction to oil pastels • Looking at landscapes from an alternative view point. • Using wax resist • Creating an illusion through line and colour • Making an 3D object from paper
<p>Sequencing Statements/ Cross Curricular Learning</p>	<ul style="list-style-type: none"> • Retrieval from KS2 • Careers-How to be a fine artist 	<ul style="list-style-type: none"> • Using mark making from Autumn term in observational drawing • Retrieval from KS2 of colour mixing • Building on colour mixing • Careers – how to be a community artist 	<ul style="list-style-type: none"> • Using tone from Spring term in a realistic drawing • Observational drawing from Spring term developed by changing the scale • Building on colour and line from Autumn term to create pattern
<p>Enrichment Opportunities and British Values</p>	<ul style="list-style-type: none"> • Whole school /Frome Town hall design a Christmas card competition  <p>MUTUAL RESPECT</p>	<p>Window wander land. Local community project</p>  <p>MUTUAL RESPECT</p>	

<p>YEAR 6 Scheme of Learning</p>	<p>INTRODUCTION to the ELEMENTS OF ART EXPERIMENTING WITH COLOUR SPACE and the SOLAR SYSTEM</p> 	<ul style="list-style-type: none"> • FORM and MOVEMENT using the work of Keith Haring • Experimenting with mixed media • World book day 	<p>LANSCAPES David Hockney PRINTING and WORKING in 3D with Yayoi Kusama</p> 
<p>Knowledge</p>	<ul style="list-style-type: none"> • Retrieval and introduction to the elements of Art • Experimenting with different colouring mediums to provoke discussion • Using space as inspiration to work on colour and pattern using chalk pastels on black paper. 	<ul style="list-style-type: none"> • Looking at movement and bodily expressions of the human form • Developing imagination • Practising painting neatly and with flat colour using water colour paint. • Working with a limited colour pallet • Working in mixed media. 	<ul style="list-style-type: none"> • Using line and pattern to create a illusion. • Working in felt pen • Looking at perspective in greater depth to create an stylised artwork • Creating texture through line and pattern using oil pastels • Working in clay to create a 3D model form a 2D drawing • Introduction to printing
<p>Sequencing Statements/ Cross Curricular Learning</p>	<ul style="list-style-type: none"> • Retrieval on colour line and Pattern linking in with further elements of art • Tone Texture Form etc • Building on colour mixing skills (from yr 5) using a new medium • Careers – how to be a community artist 	<ul style="list-style-type: none"> • Developing use of colour • Practising drawing skills • Cross curricular. World book day • Careers: What does an illustrator do and how to be one? 	<ul style="list-style-type: none"> • Building on perspective skills from year 5 using landscape • Using complex mark making (from year 5) with oil pastels to create a landscape art work showing pattern and texture
<p>Enrichment Opportunities and British Values</p>	<ul style="list-style-type: none"> • Lantern workshop with local artist • Whole school /Frome Town hall design a Christmas card competition  	 <p>TOLERANCE OF THOSE WITH DIFFERENT FAITHS AND BELIEFS</p>	<ul style="list-style-type: none"> • Art and Performing Art London trip. Tate Britain and Theatre show  

YEAR 7

Scheme of Learning

FRONT COVER and sketchbooks
COLOUR MIXING
GRAPHIC DESIGN
SELF PORTRAIT



WORKING IN 3D
Designing and making
Clay building based on Gaudi.
3D model making



WORKING WITH PATTERN
Using the work of Laurel Birch to
experiment with pattern,
colour and blending colours



Knowledge

- Learning about Tertiary Complementary and Harmonious colour.
- Graphic design
- Proportion of the face
- Colour mixing with **water colours**
- Representing ideas/feelings/emotions and personality through symbols colour and shape
- Composition and layout.
- Drawing and painting a self portrait
- Artist research Chila Kumari Burman

- Composition and layout
- Model making using **clay**
- **Acrylic** Painting skills
- Observational drawing
- Links to other artist work and independent research on Antoni Gaudi

- Experimenting with pattern through shape colour and line
- Colour layering and colour mixing
- Harmonious and complementary colour using **oil pastels**

Sequencing Statements/ Cross Curricular Learning

- Building on colour knowledge from KS2
- Introduction of how to draw a self portrait
- Cross curricular-proportion in maths
- Development of observational drawing skills
- Written evaluation on an artist rather than verbal
- Working with DT on Graphic design skills learnt in yr 5

- Working in clay in greater depth from year 6 with multi layers. Using acrylic paint to paint fine detail and a complex 3D surface
- Independent research rather than class research
- Careers :What is an architect?
- Careers : What does a community artist do and how to be one.

- Using **oil pastels** at greater depth to create pattern and colour mixing in a piece of art.
- Practising using colour in order to take skills already acquired to a greater level.

Enrichment Opportunities and British Values

Whole school /Frome Town hall design a Christmas card competition



MUTUAL RESPECT



TOLERANCE
OF THOSE WITH DIFFERENT
FAITHS AND BELIEFS

Window wander land. Local community project



TOLERANCE
OF THOSE WITH DIFFERENT
FAITHS AND BELIEFS



MUTUAL RESPECT







Art and Performing art London trip.
Tate Britain and Theatre show



TOLERANCE
OF THOSE WITH DIFFERENT
FAITHS AND BELIEFS



MUTUAL RESPECT

<p>YEAR 8</p> <p>Scheme of Learning</p>	<p>Observational Drawing skills using natural objects Using tone to make object look 3D Using charcoal to create tone with Pater-Randall page Using colour to create complex tones with Georgia O' Keeffe</p> 	<p>Designing a coloured lino print based on under the sea using the work of Paul Klee and James Stewart as inspiration Looking at repeat patterns Learning how create a lino print and experimenting with different paper techniques.</p> 	<p>Studying the human form with George Seagal and Antony Gormley proportions and movement Creating a 3D figurative sculpture from paper and mod-roc.</p> 
<p>Knowledge</p>	<ul style="list-style-type: none"> • Shading using a range of pencils to create a 3D effect • Learning how to use Contrast for effect • How to use Charcoal effectively. • How to scale up an object • Artist research on Peter Randal-Page 	<ul style="list-style-type: none"> • Designing a lino print • How to make a repeat pattern • How to Lino print using specialist printing inks. 	<ul style="list-style-type: none"> • Study of body language • Proportion • Movement • Drawing skills • Model making and manipulation of Mod-Roc and wire. • Acrylic Painting skills • Observational detail in 3D • Working with peers • Links to other artist work
<p>Sequencing Statements/ Cross Curricular Learning</p>	<ul style="list-style-type: none"> • Building on from drawing skills using more challenging materials and colour to create tone. • Developing observational drawing skills to a greater level • Practising drawing skill already learnt to improve outcomes Developing artist research into a GCSE style page 	<ul style="list-style-type: none"> • Building on from mono printing in year 6 • Taking a pattern and learning how to make it repeat • Research into jobs that an art GCSE can lead too. • Careers: How to be a printer and what careers stem from printing 	<ul style="list-style-type: none"> • Looking at the movement of the human figure in greater depth than in year 6. • Creating a complex 3D object using challenging materials (moving on from a single material) • Developing self learning and experimentation
<p>Enrichment Opportunities and British Values</p>	<p>Whole school /Frome Town hall design a Christmas card competition</p>  <p>MUTUAL RESPECT</p>	<p>GCSE ART AND PHOTOGRAPHY trip to Hauser and Wirth Gallery</p>  <p>MUTUAL RESPECT</p>	<p>Art and Performing art London trip. Tate Britain and Theatre show</p>  <p>MUTUAL RESPECT</p>



MUTUAL RESPECT



**INDIVIDUAL
LIBERTY**



DEMOCRACY



THE RULE OF LAW



**TOLERANCE
OF THOSE WITH DIFFERENT
FAITHS AND BELIEFS**