

Here is a table to help you be organised

	Task 1	Task 2	Task 3	Task 4	Task 5
Day 1	Complete a photo card <input type="checkbox"/>	Write a 40 word essay <input type="checkbox"/>		Translation <input type="checkbox"/>	20 minutes on memrise <input type="checkbox"/>
Day 2	Complete a photo card <input type="checkbox"/>	Write a 40 word essay <input type="checkbox"/>		Translation <input type="checkbox"/>	20 minutes on memrise <input type="checkbox"/>
Day 3	Complete a photo card <input type="checkbox"/>	Write a 40 word essay <input type="checkbox"/>	Write a 80-90 essay <input type="checkbox"/>		20 minutes on memrise <input type="checkbox"/>
Day 4	Complete a photo card <input type="checkbox"/>	Write a 40 word essay <input type="checkbox"/>	Write a 80-90 essay <input type="checkbox"/>		20 minutes on memrise <input type="checkbox"/>
Day 5	Complete a photo card <input type="checkbox"/>		Write a 80-90 essay <input type="checkbox"/>		20 minutes on memrise <input type="checkbox"/>
Day 6	Complete a photo card <input type="checkbox"/>		Write a 80-90 essay <input type="checkbox"/>	Translation <input type="checkbox"/>	20 minutes on memrise <input type="checkbox"/>

GCSE Spanish Revision Support

Key information

You will be all doing Foundation tier for these mocks

This are the exam papers you will be completing during these mocks:

Paper 2 – Listening – **in class just after the mock period**

Paper 3 – Reading – **in the Hall**

Paper 4 – Writing – **in the Hall**

Ongoing revision/support sessions:

- Tuesday after school in the library (with Miss Mosquera)

GCSE Spanish

Revision support for Writing Exam

Paper 4 – Writing

The Writing Exam consists of four tasks for Foundation tier:

Foundation

1. Description of photo stimulus
2. 40-50-word written task in formal context (choice of two questions)
3. 80-90-word written task in informal context (choice of two questions)
4. Translation of five sentences from English into Spanish

Foundation

Question 1 – Photo description

Está(n) + -ando/-iendo
He/she is / they are + -ing



Opinion with Reason



1 Describe the photo. Write four short sentences **in Spanish**.

(a)

(2)

(b)

(2)

(c)

(2)

(d)

(2)

(Total for Question 1 = 8 marks)

See support template on next page

Foundation

Question 1 – Photo description

Está(n) + -ando/-iendo
He/she is / they are + -ing



Opinion with Reason

See support template on next page



1 Describe the photo. Write four short sentences **in Spanish**.

(a)

(2)

(b)

(2)

(c)

(2)

(d)

(2)

(Total for Question 1 = 8 marks)

Foundation

Question 1 – Photo description

Está(n) + -ando/-iendo
He/she is / they are + -ing



Opinion with Reason



1 Describe the photo. Write four short sentences **in Spanish**.

- | | |
|-----|-----|
| (a) | (2) |
| (b) | (2) |
| (c) | (2) |
| (d) | (2) |

(Total for Question 1 = 8 marks)

See support template on next page

Foundation

Question 1 – Photo description

Está(n) + -ando/-iendo
He/she is / they are + -ing



Opinion with Reason



1 Describe the photo. Write four short sentences **in Spanish**.

(a)

(2)

(b)

(2)

(c)

(2)

(d)

(2)

(Total for Question 1 = 8 marks)

See support template on next page

Foundation

Question 1 – Photo description

Está(n) + -ando/-iendo
He/she is / they are + -ing



Opinion with Reason



1 Describe the photo. Write four short sentences **in Spanish**.

(a)

(2)

(b)

(2)

(c)

(2)

(d)

(2)

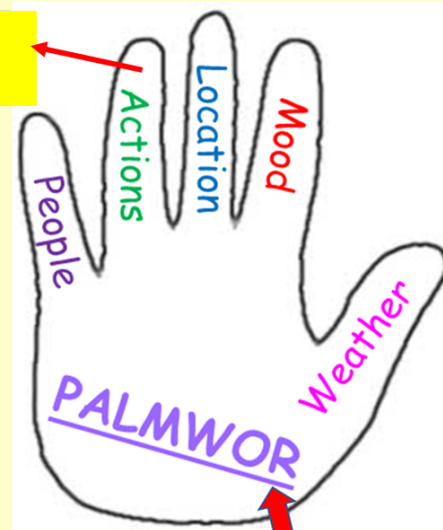
(Total for Question 1 = 8 marks)

See support template on next page

Foundation

Question 1 – Photo description

Está(n) + -ando/-iendo
He/she is / they are + -ing



Opinion with Reason



1 Describe the photo. Write four short sentences **in Spanish**.

(a)

(2)

(b)

(2)

(c)

(2)

(d)

(2)

(Total for Question 1 = 8 marks)

See support template on next page

Picture card description- PALMWOR

- **P (people and things)**

En la foto hay....

En el centro...

A la izquierda (to the left)

A la derecha (to the right)

Al fondo (in the background)

Lleva (he/she/it wears)

Tiene (he/she/it has)

Es (he/she/it is-description)

- **A (action)**

La chica está + verb ending in -ando or -iendo

Los chicos están + verb ending in -ando or -iendo

- **L (location)**

Está(n) en...

- **M (mood)**

La chica está....

Los chicos están...

- **W (weather)**

Hace sol / calor / frío (It's sunny / hot / cold)

Está nublado / lloviendo / nevando – It's cloudy / raining / snowing

- **OR(opinion and reason)**

Me gusta....porque....

Foundation

Question 2 – 40-50 word task (choice of two)

2 (a) Write an article about a music group you know.

You **must** include the following points:

- a description of the group Present
- your opinion of their music Opinion (Present)
- when you will next listen to music. Future

Write your answer **in Spanish**. You should aim to write between 40 and 50 words.

(b) Write an article about tourist places where you live.

You **must** include the following points:

- description of a tourist place in your area Present
- your opinion of this place Opinion (Present)
- where you will visit in future. Future

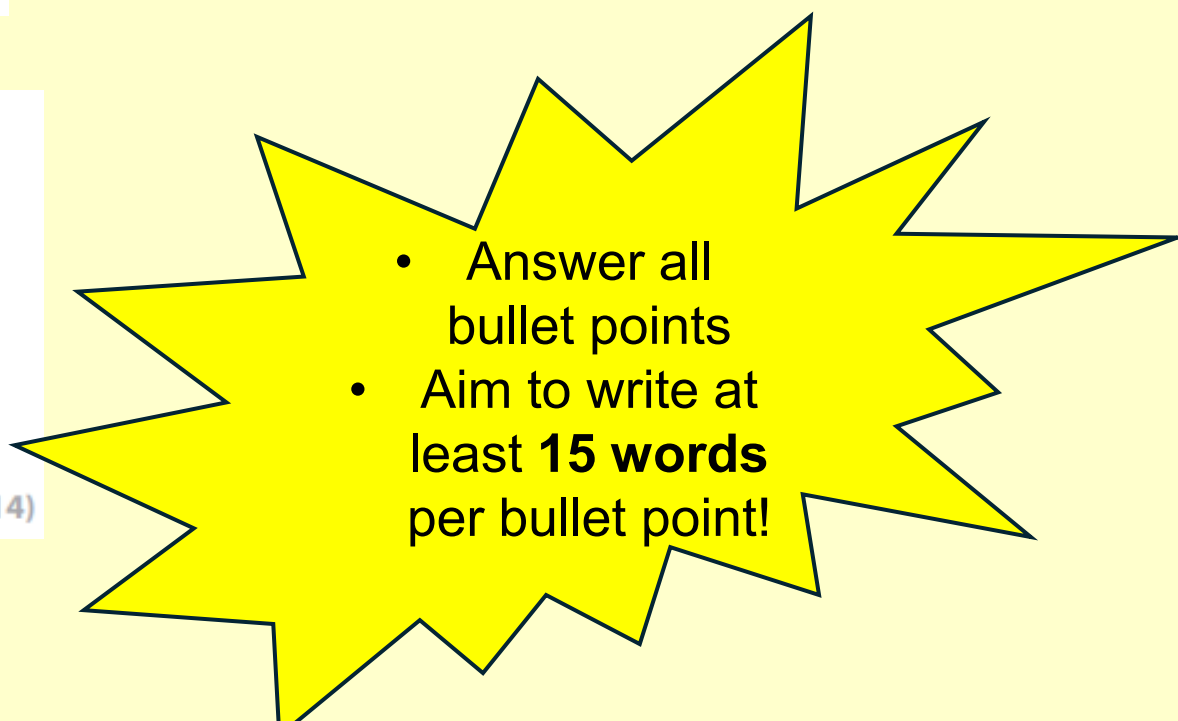
Write your answer **in Spanish**. You should aim to write between 40 and 50 words.

Remember to draw the 'PROF*' and 'Because' checklists to ensure you are fulfilling key success criteria:

P (ast)	
R(eason)O(pinion)	
F(uture)	
*(PIZZAZZ)	

PorQue	
Ya Que	
Dado Que	
Puesto Que	

(14)

- 
- Answer all bullet points
 - Aim to write at least **15 words** per bullet point!

Read both questions first and pick the one you are most confident about answering!

Foundation

Question 2 – 40-50 word task (choice of two)

2 (a) Write a review of your new mobile phone.

You must include the following points:

- what you do with your phone
- your opinion of an app you use
- what you will do on your phone tomorrow.

Write your answer in Spanish. You should aim to write between 40 and 50 words.

2 (b) Write an article on your favourite sport.

You must include the following points:

- when you do your favourite sport
- your opinion of team sports
- what sport you will play in the future.

Write your answer in Spanish. You should aim to write between 40 and 50 words.

Remember to draw the 'PROF*' and 'Because' checklists to ensure you are fulfilling key success criteria:

P(ast)	
R(eason)O(pinion)	
F(uture)	
*(PIZZAZZ)	

PorQue	
Ya Que	
Dado Que	
Puesto Que	

- Answer all bullet points
- Aim to write at least **15 words** per bullet point!

Read both questions first and pick the one you are most confident about answering!

Question 3 (F)– 80-90 word task (choice of two)

3 (a) Write a letter to your friend about your school.

You **must** include the following points:

- what your school is like Present
- your opinion of one of your subjects with reasons Opinion (Present)
- what you did in school last week Past
- what you will do after school this week. Future

Write your answer **in Spanish**. You should aim to write between 80 and 90 words.

(18)

(b) Write a letter to your friend about sport.

You **must** include the following points:

- when you do sport Present
- your opinion of a sport with reasons Opinion (Present)
- what you did to be healthy last week Past
- an activity that you want to do in the future. Future

Write your answer **in Spanish**. You should aim to write between 80 and 90 words.

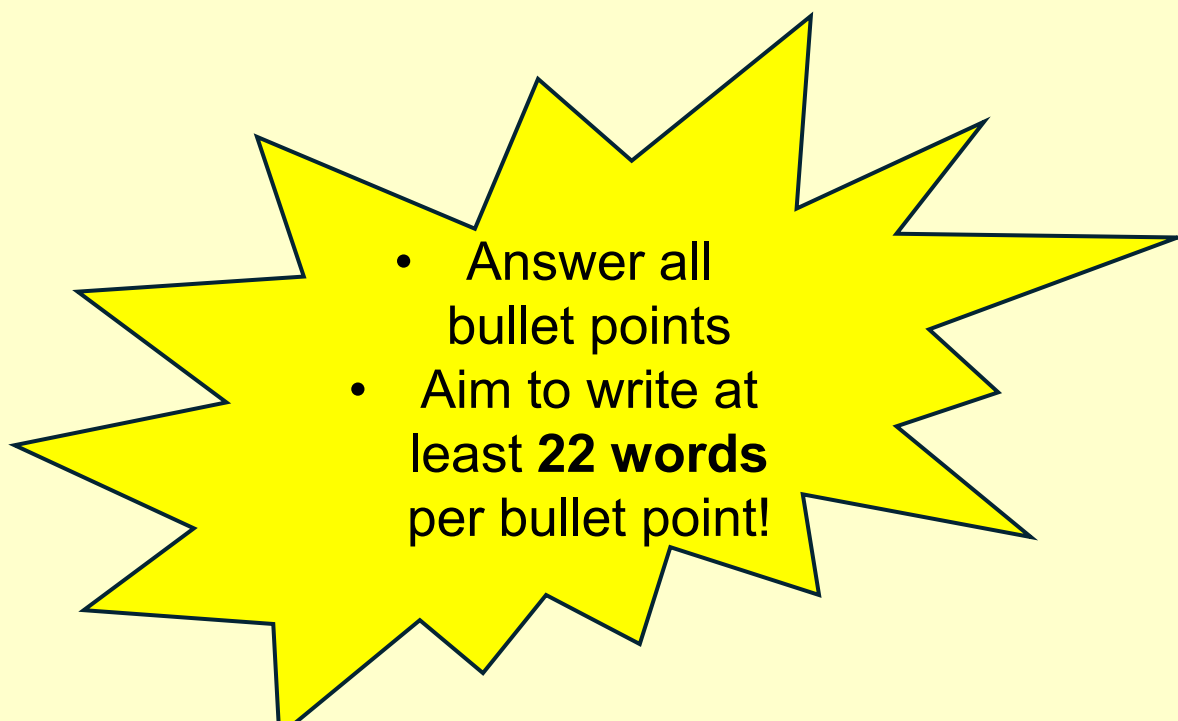
(18)

Read both questions first and pick the one you are most confident about answering!

Remember to draw the 'PROF*' and 'Because' checklists to ensure you are fulfilling key success criteria:

P(ast)	
R(eason)O(pinion)	
F(uture)	
*(PIZZAZZ)	

PorQue	
Ya Que	
Dado Que	
Puesto Que	

- 
- Answer all bullet points
 - Aim to write at least **22 words** per bullet point!

Question 3 (F)– 80-90 word task (choice of two)

3 (a) Write to your friend about online activities.

You must include the following points:

- what you do on your laptop or tablet
- your opinion of watching movies online
- what you bought online last week
- what you will do online next week.

Write your answer in Spanish. You should aim to write between 80 and 90 words.

3 (b) Write to your friend about your free time.

You must include the following points:

- what you do with your friends
- your opinion on going out
- a recent outing with your friends or family
- what you will do at home next weekend.

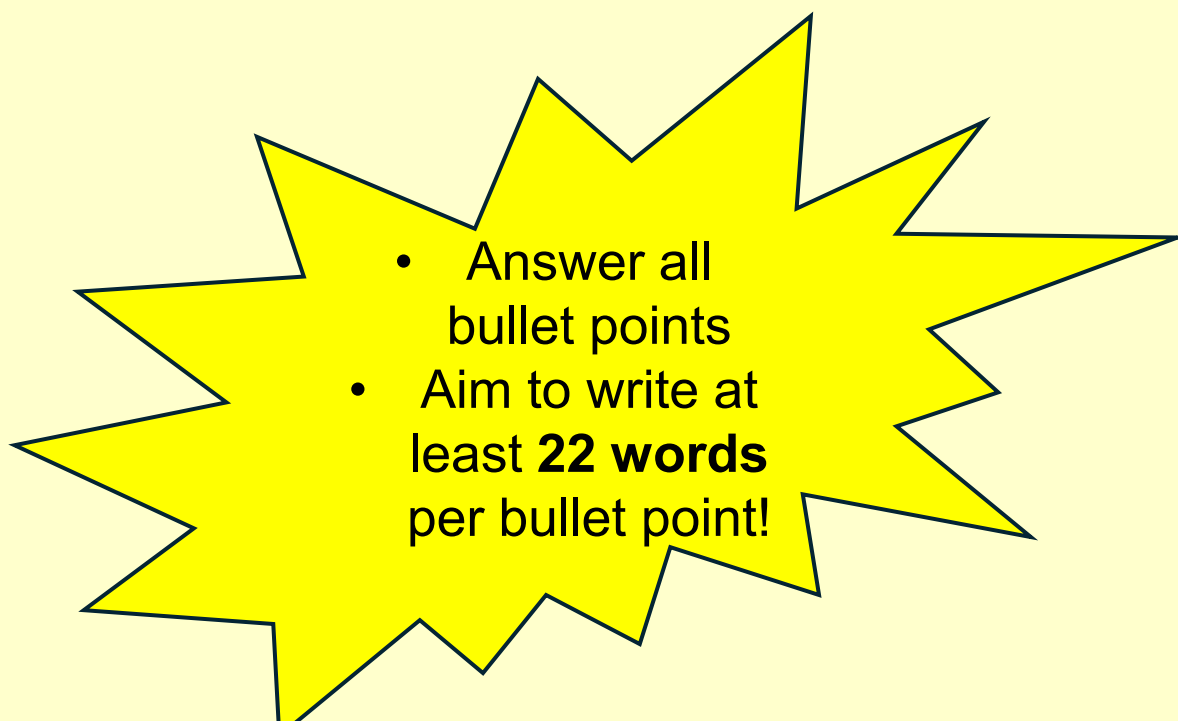
Write your answer in Spanish. You should aim to write between 80 and 90 words.

Read both questions first and pick the one you are most confident about answering!

Remember to draw the 'PROF*' and 'Because' checklists to ensure you are fulfilling key success criteria:

P(ast)	
R(eason)O(pinion)	
F(uture)	
*(PIZZAZZ)	

PorQue	
Ya Que	
Dado Que	
Puesto Que	

- 
- Answer all bullet points
 - Aim to write at least **22 words** per bullet point!

Longer writing tasks – general advice

- When structuring your sentences, keep in mind the below questions so that you can add more detail.
- An example is provided in answer to this bullet point from the 80-90 word task:

▪ when you do sport

When?	Time phrase	<i>Todos los días...</i>
What?	Action in relevant timeframe	<i>juego al baloncesto...</i>
Where?	Add location	<i>en el parque...</i>
Who with?		<i>con mis amigos.</i>
How was it?	Give opinion	<i>Me encanta hacer deporte...</i>
Why?	Give reason	<i>porque me ayuda a estar en forma.</i>

- Depending on what the bullet point is asking, you may not need to include all of these details, it is simply a guide.
- On the following pages, you can find some useful time phrases and verbs in all three tenses to allow you to answer all kinds of bullet points. LEARN THEM!

HIGH FREQUENCY VERBS TEST

PRESENT-

I am- SOY

S/He/It is- ES

I work- TRABAJO

I like- ME GUSTA

I play- JUEGO

I use- USO

I practice- PRACTICO

I chat- CHATEO

THERE IS/ARE- HAY

PAST- (Preterit)

I worked- TRABAJÉ

I recycled- RECICLÉ

I used- USÉ

I played- JUGUÉ

There was- HABÍA

I did- HICE

I had- TENÍA

I stayed in- ME QUEDÉ/ALOJÉ

I ate- COMÍ

I went- FUI

I saw- VI

I studied- ESTUDIÉ

It was- FUE/ERA

FUTURE-

I would like- ME GUSTARÍA

It would be- SERÍA

It will be- SERÁ

THERE WILL BE -HABRÁ

How to form the near future tense?

VOY+A+ INFINITIVE

I am going to play- Voy a jugar

I am going to chat- Voy a chatear

I am going to use- Voy a usar

I am going to work- Voy a trabajar

I am going to eat- Voy a comer

I am going to recycle- Voy a reciclar

Common verb structures ('I' and 'we' forms only)

<u>Present</u>		<u>Past</u>		<u>Future</u>	
Voy / Vamos	<i>I / we go</i>	Fui / Fuimos	<i>I / we went</i>	1. Choose a verb with future meaning:	
Hago / Hacemos	<i>I / we do / make</i>	Hice / Hicimos	<i>I / we did / made</i>	Voy a / Vamos a - <i>I / we are going to</i> Quiero / Queremos – <i>I / we want to</i> Me gustaría / Nos gustaría - <i>I / we would like to</i> Pienso / Pensamos – <i>I / we are thinking of</i>	
Juego / Jugamos	<i>I / we play</i>	Jugué / Jugamos	<i>I / we played</i>	2. Add an infinitive verb to express the action:	
Escribo / Escribimos	<i>I / we write</i>	Escribí / Escribimos	<i>I / we wrote</i>	ir – <i>to go</i>	ver – <i>to watch</i>
Escucho / Escuchamos	<i>I / we listen</i>	Escuché / Escuchamos	<i>I / we listened</i>	hacer – <i>to do/make</i>	comer – <i>to eat</i>
Uso / Usamos	<i>I / we use</i>	Usé / Usamos	<i>I / we used</i>	jugar – <i>to play</i>	beber – <i>to drink</i>
Leo / Leemos	<i>I / we read</i>	Leí / Leimos	<i>I / we read</i>	escribir – <i>to write</i>	bailar – <i>to dance</i>
Veo / Vemos	<i>I / we watch</i>	Vi / Vimos	<i>I / we watched</i>	escuchar – <i>to listen</i>	cantar – <i>to sing</i>
Como / Comemos	<i>I / we eat</i>	Comí / Comimos	<i>I / we ate</i>	usar – <i>to use</i>	descargar – <i>to download</i>
Bebo / Bebemos	<i>I / we drink</i>	Bebí / Bebimos	<i>I / we drank</i>	leer – <i>to read</i>	visitar – <i>to visit</i>
Bailo / Bailamos	<i>I / we dance</i>	Bailé / Bailamos	<i>I / we danced</i>		
Canto / Cantamos	<i>I / we sing</i>	Canté / Cantamos	<i>I / we sang</i>		
Descargo / Descargamos	<i>I / we download</i>	Descargué / Descargamos	<i>I / we downloaded</i>		
Visito / Visitamos	<i>I / we visit</i>	Visité / Visitamos	<i>I / we visited</i>		

<u>Other important verbs</u>					
<u>Present</u>		<u>Past</u>		<u>Future</u>	
Soy / Somos	<i>I am / We are</i>	Era	<i>I was</i>	Seré / Sería	<i>I will / would be</i>
Tengo / Tenemos	<i>I have / We have</i>	Tenía	<i>I had</i>	Tendré / Tendría	<i>I will / would have</i>
Es / Son	<i>It is / They are</i>	Fue	<i>It was</i>	Será / Sería	<i>It will / would be</i>
Está	<i>it is (location)</i>	Estaba	<i>It was (location)</i>	Estará / Estaría	<i>It will / would be (location)</i>
Hace	<i>it is (weather)</i>	Hizo	<i>It was (weather)</i>	Hará	<i>It will be (weather)</i>
Hay	<i>there is / are</i>	Había	<i>There was / were</i>	Habrá / Habría	<i>There will / would be</i>
Lo paso bien / mal	<i>I have a good / bad time</i>	Lo pasé bien / mal	<i>I had a good / bad time</i>	Lo pasaré bien / mal	<i>I will have a good / bad time</i>

<u>Opinion verbs</u>					
<i>(can be followed either by a noun or an infinitive verb)</i>					
<u>Present</u>		<u>Past</u>		<u>Future</u>	
Me gusta(n)	<i>I like</i>	Me gustó	<i>I liked</i>	Me gustaría	<i>I'd like</i>
Me encanta(n)	<i>I love</i>	Me encantó	<i>I loved</i>	Me encantaría	<i>I'd love</i>
No me gusta(n)	<i>I don't like</i>	No me gustó	<i>I didn't like</i>	No me gustaría	<i>I'd not like</i>
Odio	<i>I hate</i>	Odiaba	<i>I hated</i>	Odiaría	<i>I'd hate</i>
Prefiero	<i>I prefer</i>	Prefería	<i>I preferred</i>	Preferiría	<i>I'd prefer</i>

Time Phrases

Present

Past

Future

Todos los <u>días</u> / <u>lunes</u>	<i>Every <u>day</u> / <u>Monday</u></i>	Ayer	<i>Yesterday</i>	Mañana	<i>Tomorrow</i>
Cada semana	<i>Every <u>week</u></i>	Anoche	<i>Last <u>night</u></i>	Esta noche	<i>Tonight</i>
Los fines de semana	<i>On the <u>weekends</u></i>	La semana pasada	<i>Last <u>week</u></i>	La semana próxima	<i>Next <u>week</u></i>
Siempre	<i>Always</i>	El fin de semana pasado	<i>Last <u>weekend</u></i>	El fin de semana próximo	<i>Next <u>weekend</u></i>
De vez en cuando	<i>From <u>time to time</u></i>	El <u>lunes</u> pasado	<i>Last <u>Monday</u></i>	El <u>lunes</u> próximo	<i>Next <u>Monday</u></i>
Una vez por <u>mes</u>	<i>Once a <u>month</u></i>	El mes pasado	<i>Last <u>month</u></i>	El mes próximo	<i>Next <u>month</u></i>
Dos veces por <u>semana</u>	<i>Twice a <u>week</u></i>	El año pasado	<i>Last <u>year</u></i>	El año próximo	<i>Next <u>year</u></i>
Por la mañana	<i>In the <u>morning</u></i>	El verano pasado	<i>Last <u>summer</u></i>	El invierno próximo	<i>Next <u>winter</u></i>
Por la tarde	<i>In the <u>afternoon</u></i>	Hace <u>dos</u> año(s)	<i><u>Two</u> year(s) ago</i>	Dentro de <u>dos</u> año(s)	<i>In <u>two</u> year(s)</i>
Normalmente	<i>Normally</i>	Hace <u>tres</u> días	<i><u>Three</u> days ago</i>	Dentro de <u>tres</u> días	<i>In <u>three</u> days</i>
A menudo	<i>Often</i>	Hace <u>una</u> semana(s)	<i><u>One</u> week(s) ago</i>	Dentro de <u>una</u> semana(s)	<i>In <u>one</u> week(s)</i>
A veces	<i>Sometimes</i>	Hace <u>seis</u> mes(es)	<i><u>Six</u> month(s) ago</i>	Dentro de <u>seis</u> mes(es)	<i>In <u>six</u> month(s)</i>
En verano / invierno	<i>In <u>summer</u> / <u>winter</u></i>	Cuando era joven	<i>When I was <u>young</u></i>	Cuando sea mayor	<i>When I'm <u>older</u></i>
(Casi) nunca	<i>(Almost) <u>never</u></i>	Cuando tenía <u>seis</u> años	<i>When I was <u>six</u></i>	Cuando tenga <u>veinte</u> años	<i>When I'm <u>twenty</u></i>
Ahora	<i>Now</i>	En el pasado	<i>In the <u>past</u></i>	A partir de ahora	<i>From now on</i>

Essay writing

P (ast)	
R (eason) O (pinion)	
F (uture)	
* (PIZZAZZ)	



Por Que	
Ya Que	
Dado Que	
Puesto Que	

What?	
When?	
Where?	
Who with?	
How?	
Why ?	

Para	In order to
Para que pueda + infinitive	So that I can
Para que pudiera + infinitive	So that I could
Lo bueno/malo (de).... es que.....	The good/bad thing (of) is that...
Lo mejor/peor (de).... es que	The best/worst thing (of) is that...
Cuando era pequeño....	When I was younger...
Cuando sea mayor...	When I am older....
Cuando tenga dieciocho años	When I am 18 years old
Cuando vaya a la Universidad	When I go to Uni
Si <u>estudio mucho</u> <u>pasaré todos mis exámenes</u>	If I study I will pass my exams
Si fuera <u>el director</u> <u>cambiaría las reglas</u>	If I were the headteacher I would change the rules
Si tuviera <u>mucho dinero</u> <u>donaría a países pobres.</u>	If I had loads of money I would donate to poor countries.

Longer writing tasks – general advice

English	Spanish		
in order to...	<i>para (+ infinitive verb)</i>	whatever happens	<i>pase lo que pase</i>
so that I can...	<i>para que pueda (+ infinitive verb)</i>	If I were...(I would...)	<i>si fuera...(+ conditional tense)</i>
so that I could...	<i>para que pudiera (+ infinitive)</i>	If I had...(I would...)	<i>si tuviera...(+ conditional tense)</i>
it's important that there is...	<i>es importante que haya...</i>	upon (+gerund)	<i>al (+ infinitive)</i>
it's important that I have/he/she/it has...	<i>es importante que tenga...</i>	before/after (+gerund)	<i>antes de/después de (+ infinitive)</i>
I don't think it's fair	<i>no creo que sea justo</i>	I have just (done)	<i>acabo de (+ infinitive)</i>
I don't think it's true	<i>no creo que sea verdad</i>	I do it	<i>Lo hago</i>
I love that we have...	<i>me encanta que tengamos...</i>	I did it	<i>Lo hice</i>
when I'm older...	<i>cuando sea mayor...</i>		

Remember to include appropriate ***PIZZAZZ*** expressions whenever possible to make your writing stand out, particularly at Higher tier.

Sophisticated opinion phrases to talk about pros and cons (130-150 word task):

- **Lo bueno/malo de...es que...**
- *The good/bad thing about... is that...*
- **Lo mejor/peor de...es que...**
- *The best/worst thing about...is that...*
- **Lo positivo/negativo de... es que...**
- *The positive/negative thing about...is that...*

Translation into Spanish

Foundation – Question 4

4 Translate the following five sentences **into Spanish**.

(a) I have|a big family.

(b) My mother has|green eyes.

(c) She works|in an office|in the town centre.

(d) I get on|very well|with my cousins.

(e) Last week|we went|camping|near the beach.

- Break sentences down into smaller chunks so that it is less daunting!
- Learning vocab from Knowledge Organisers and Vocab list will make Translation much easier.
- You can use Memrise to support with this.
- Also learn the verbs in past, present and future timeframes on the previous pages!

More Translations

Foundation

2 Translate the following **five** sentences **into Spanish**.

a I am always hungry

b Yesterday I ate a lot of cakes.

c Today, I am very ill.

d My stomach and my teeth hurt.

e Tomorrow morning, I am going to go to the doctor's.

3 Translate the following **five** sentences **into Spanish**.

a I listen to music.

b My friend is very funny.

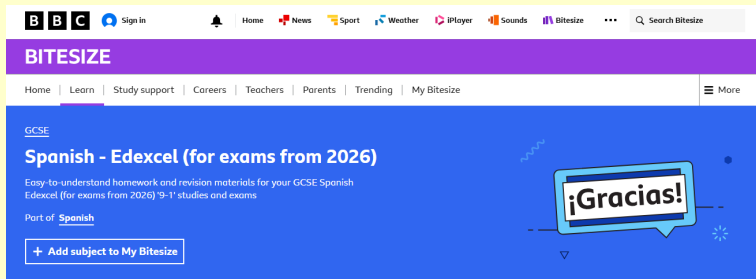
c He plays tennis at weekends.

d If we have time, we go to the shopping centre.

e Last Saturday we went shopping in the afternoon.

Revision resources

<https://www.bbc.co.uk/bitesize/examspecs/zwbhb7h>



<https://www.languagesonline.org.uk/>



The full vocab list for the new Specification is also available on Google Classroom.