


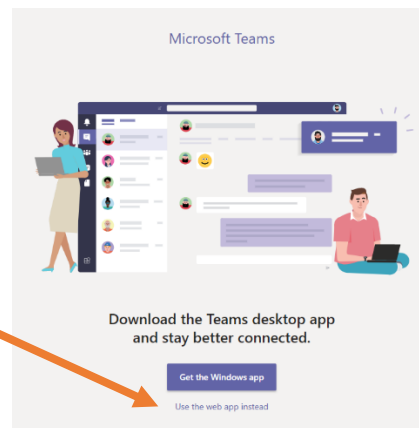
# How to find my “Team”

1. Log in to your school email account
2. When you open your email, you may see something like this:




Click on the blue “Teams” logo

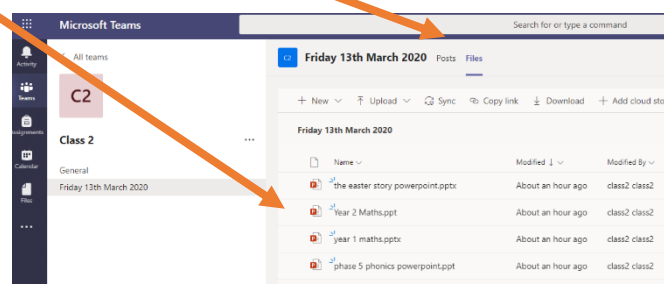
3. If this screen appears, click on:  
“Use the web app instead”  
(at the very bottom)



4. Select your team:  
(you should be only able  
to see your class team here)



5. Check under the “Files” tab to see  
if you have any work  
waiting for you:



6. You may prefer to download the Teams App on a smart phone or tablet.  
Use your school email address and password to log in to it.