



# PERSONAL DEVELOPMENT PHSE/RSE UPDATE HT3

**OUR LADY  
AND ST BEDE  
CATHOLIC ACADEMY**





## This Half Term (HT3)

This half term, we will be covering the following topics within our HD RSE lessons.

"I HAVE COME THAT YOU MAY HAVE LIFE & HAVE IT TO THE FULL"

### HD RSE Half Term 3 Topics



Year	Topic	Content
Y7	Careers	My skills, interests and personality / My Dream career / Stereotypes / How enterprising are you?
Y8	Careers	Career Terminology / Teamwork / Leadership / Labour Market Information
Y9	Careers	Virtual Work Experience with REED
Y10	Careers	Employability skills and the application process (CVs/ Cover letters / Interview preparation)
Y11	Careers	Labour Market Information / Apprenticeships / Post16 Careers Action Plan



All of the content above is taught in our HD RSE lessons and has been planned by our schools' Careers Lead - Mr S. York.

1

Personal Development / RSE  
January 2025





## Personal Development Day Term 2

This half term, we will be hosting our second Personal Development Day of the academic year. On this day, pupils will not follow their usual curriculum. Instead, they will be taking part in an array of sessions linking to the theme of 'Living in the Wider World'.

The day will include a Careers Fayre, a workshop on Finance led by Wize Up Financial Education, a session on Fire Safety led by Cleveland Fire Brigade, a session on Knife Crime and another on Product Pitching.

As you can see from the list of sessions above, we have selected sessions linking to the careers unit currently being covered in HD whilst also intertwining how to be safe in the wider world.



### Key Knife Crime Statistics at a Glance

- **Nearly 50,000 serious knife crimes** were recorded in England from July 2023 to June 2024.
- **London** has the highest rate of serious knife crimes, at 17.89 offences per 10,000 people.
- **Cleveland**, in the North East, ranks second with 14.02 offences per 10,000 people.

2













Personal Development / RSE  
January 2025





# Cleveland Fire Brigade Statistics

## Performance April 2024 to June 2024

Deliberate Secondary Fires	Deliberate Primary Fires	Total Incidents Attended	Accidental Dwelling Fires
<p>787 Fires</p> <p>-29% (-321) lower than 5-year average</p> 	<p>129 Fires</p>  <p>+3% (+4) higher than 5-year average</p>	<p>2,296 Incidents</p> <p>-11% (-276) lower than 5-year average</p> 	<p>43 Fires</p>  <p>Remained the same the 5-year average</p>
Accidents Causing Injury	Violence to Staff	Appliance Availability (with cover)	Sickness - All Staff
<p>5 Accidents</p> <p>-38% (-3) lower than 5-year average</p> 	<p>6 Incidents</p>  <p>-45% (-5) lower than 5-year average</p>	<p>Whole-time 95.74%</p> <p>On Call 46.45%</p> 	<p>2.38</p> <p>(Average shifts lost per person)</p>  <p>Remained the same the 5-year average</p>
Safer Homes Attempted	Non Domestic Unwanted Fire Signals	RTC - Killed and Seriously Injured	Building Fire Emergency Response Standards
<p>9,970 Interventions</p> <p>5,719 Completed</p> 	<p>110 Incidents</p>  <p>+16% (+15) higher than 3-year average</p>	<p>11 Seriously Injured</p> <p>-74% (-31) lower than 5-year average</p>  <p>1 Fatality</p> <p>-67% (-2) lower than 5-year average</p>	<p>Average Attendance Times</p>  <p>1st Appliance 00:05:55</p> <p>2nd Appliance 00:07:48</p>

Figures are subject to change - correct at time of publication - August 2024