



Welcome to Year 4

Dragon	Leprechaun
Ms Winskill	Ms Monerawela
Jackie, Sarah, Emma and Hamid	

Teachers

Support staff

Year 4 Timetables

YEAR 4 - Dragon

	MONDAY	TUESDAY	WEDNESDAY	THURSDAY	FRIDAY
8.45-8.55	PPA afternoon Registration & SODA	Registration & SODA	Registration & SODA	Registration & SODA	Registration & SODA
	Guided Reading	Guided Reading	Guided Reading	Guided Reading	Guided Reading
	Maths	Maths	Maths	Maths	Maths
10.30-10.45	BREAK				
	Literacy	Literacy	Literacy	Literacy	Literacy
	Maths Meeting	Maths Meeting	Maths Meeting	Maths Meeting	Maths Meeting
12.00-12.30	LUNCH TIME				
12.30-1.30	(Jackie and Sarah) PSHE/Sharing Assembly	IPC	IPC	IPC	IPC
1.30-2.45	1.30-2.30 Outdoor PE 2.30-2.45 Jackie and Sarah Sharing Assembly	IPC	PSHE GD/SEAL Assembly	ICT	Indoor PE

YEAR 4 - Leprechaun

	MONDAY	TUESDAY	WEDNESDAY	THURSDAY	FRIDAY
8.45-8.55	PPA afternoon Registration & SODA	Registration & SODA	Registration & SODA	Registration & SODA	Registration & SODA
	Guided Reading	Guided Reading	Guided Reading	Guided Reading	Guided Reading
	Maths	Maths	Maths	Maths	Maths
10.30-10.45	BREAK				
	Literacy	Literacy	Literacy	Literacy	Literacy
	Maths Meeting	Maths Meeting	Maths Meeting	Maths Meeting	Maths Meeting
12.00-12.30	LUNCH TIME				
12.30-1.30	IPC	(Jackie and Sarah) PSHE/Sharing Assembly	IPC	IPC	IPC
1.30-2.45	IPC Sharing Assembly	1.30-2.30 Outdoor PE 2.30-2.45 Jackie and Sarah	PSHE GD/SEAL Assembly	Indoor PE	ICT

Curriculum

Maths Mastery- We will be continuing to follow the Maths Mastery scheme. The curriculum overview is on the school website. This year we are following an abridged version, which ensures children catch up on what they missed last year.

Literacy- We base all of our Literacy around a Core Text which is linked to the IPC project.

IPC Project-

Autumn : Building a Village

Spring :They Made a Difference

Summer 1: Island Life

Summer 2: How Humans Work

A letter will be put onto the [website](#) at the beginning of each unit with the learning outcomes for the term.

Here is where you can find the overviews for Maths and Literacy on our school website.



Curriculum

PE- Children will have outdoor PE with Hamid once a week and will have indoor PE with their class teacher once a week. Dragon class have PE on a Monday and Friday. Leprechaun class have PE on a Tuesday and Thursday.

PE Kits: For indoor PE and outdoor PE: White t-shirt; navy shorts or grey/navy tracksuit bottoms; trainers (no Converse). This year, children should come to school in their PE kit on the days they have PE.

Library:

We cannot currently use the library but library books are being brought to us. Books are quarantined for 72 hours to allow children to safely share books.

Curriculum

These can be found on the website



Oxford Gardens Primary School



Year 4 Curriculum

	Autumn 1	Autumn 2	Spring 1	Spring 2	Summer 1	Summer 2
Literacy & Guided Reading (including core texts)	The Sword in the Stone There's a Viking in my bed Snowfall Harry Potter		Mary Poppins (TB) Great women who changed the world		Kensuke's Kingdom Robinson Crusoe Cootsey The Lion, the Witch and the Wardrobe (TB)	Inside out Stretch head (TB)
Maths	Place value and reasoning with 4 digit numbers. Addition and subtraction. Multiplication and division, discrete and continuous data.		Multiplication facts (7x9). Fractions, Time, Decimals, Area and Perimeter.		Solving measures and money problems. Shape and symmetry	Position and direction, reasoning with patterns and sequences. 3D shape.
IPC <small>Science History Geography Art and D&T</small>	Building a Village Focus on History. Links need to be made with Britain's settlement by Anglo-Saxons and Scots. The Viking and Anglo-Saxon struggle for the Kingdom of England to the time of Edward the Confessor. Focus on D&T: design and making		They Made a Difference Focus on Science: small & simple circuits - Thomas Edison, circuit, how, Emily Bourneart, Nelson Mandela, Martin Luther King, Rosa Parks. Focus on Art and D&T: creating and great artists, architects and designers in history		Island Life Focus on Science: cycles of matter, water cycle Focus on Geography: human/physical, geographical skills & features	How Humans Work Focus on Science: Animals, including humans. Focus on D&T: cooking
RE	What symbols and objects are special? Why? (Religious symbols, tattoos, sentimental gifts)	How should we treat our bodies? Various religious views i.e. my body is a temple.	Significant religious figures from the past.	Religious music, prayers and chants.	Religions around the world, water as a symbol in various faiths.	Explore different Faith systems indigenous to islands. Shintoism, Buddhism, <u>Hawai'i</u> , <u>Nai</u> (Paganism)
Music	Establishing Strong Musical Roots		Developing Musical Roots: rhythms	Developing musical roots: pitch	Getting Creative	Rehearsing & performing
PE	Hockey - outdoor Dance - indoor	Basketball - outdoor Gym - indoor	Football - outdoor Dance - indoor	Striking & Fielding - outdoor Gym - indoor	Net-wall - outdoor Multi skills - indoor	Outdoor and adventure - outdoor Athletic movement - indoor
PSHE (Jigsaw scheme)	Being me in my World	Celebrating Difference	Dreams and Goals	Healthy Me	Relationships	Changing me
Spanish	Welcome to school	My local area	Family tree and faces	Celebrating carnival	Feeling unwell	Summer time
Computing	Computer science Algorithms Logo turtle mania 3BM 6 Lessons Link to DT focus - design and making - need for accurate instructions	IT I can make an onscreen animation 3BM 5 lessons Create an animation of history topic Searching <u>Accessibility</u> 3BM 3 Lessons Create own website design based on history focus	Digital Literacy Communication/Emails Internet Search and presentation (Tim Berners-lee) 3BM - 4 - 7 lessons links to someone who made a difference Let's Email 3BM 2 Lessons Email information about TB, or another famous person	Computer science Programming I can make a game using j2code 4 Lessons Words, words, words 3BM 1 Lesson	Computer science Simulations/gaming Creating an alien landscape 3BM 3 Lessons Use images from topic to edit My exciting world <u>landmarks</u> [IT/Digital Lit] 3BM 3/4 Lessons Research about an island linked to IPC	IT Computer science Programming What's a spread sheet? 3BM 2 lessons Could extend to 3rd lesson adding data around food/recipes? Dancing with Scratch 3BM 3 Lessons Link to human topic AND rehearsing and performing in music

Multiplication Test.

During the Summer Term, Year 4 will have a multiplication test. Children will be asked to answer questions on times tables from their twos to their twelves.

TT Rockstars is a great way for them to learn their tables. Let us know if you need help logging on.

We will provide you with more information on this nearer the time.

Home Learning


All home learning will now be on Seesaw. If your child does not have access to a device, please see their class teacher and we will arrange for home learning to be sent home.

iii) Upper Key Stage 2:

- 5 x 30 minutes reading each week
- Spellings to learn for weekly test
- 2 x Home Learning tasks (approx 30-45 mins) per week – one literacy and one numeracy
- Home learning project – 1 for each IPC unit – these are not compulsory
- Extension tasks – the teachers will show the children in class any activities on Igfl or other websites that can be accessed at home.

What if my child doesn't complete their homework?

If this is regular they will miss the end of term merit treat as they will not have enough merits.

Here is where you can find the Home Learning Policy on the website: 

Home Learning

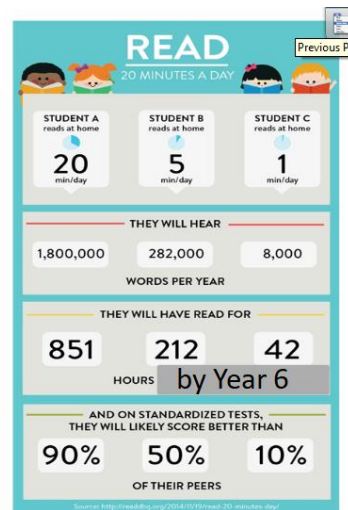


What is the role of the parent?

- to support the child in completing the homework - the best way to support your child is to ensure they have a suitable place to do their learning, to ensure they don't leave their work until the last minute, to read and discuss books with them, to help practice their spellings and if needed to guide them with their task. However, this does not mean doing their homework for them because if the work is too hard for them to do independently then the teacher needs to know this so they can help your child;
- to ensure the child completes their homework and hands it in on time;
- to provide the appropriate conditions for the child to complete their homework;
- if appropriate, to write a comment to the teacher on the level of support the child has received from home with the task/work;
- to encourage your child to actively seek their homework if they are absent on a Friday.

Home Reading

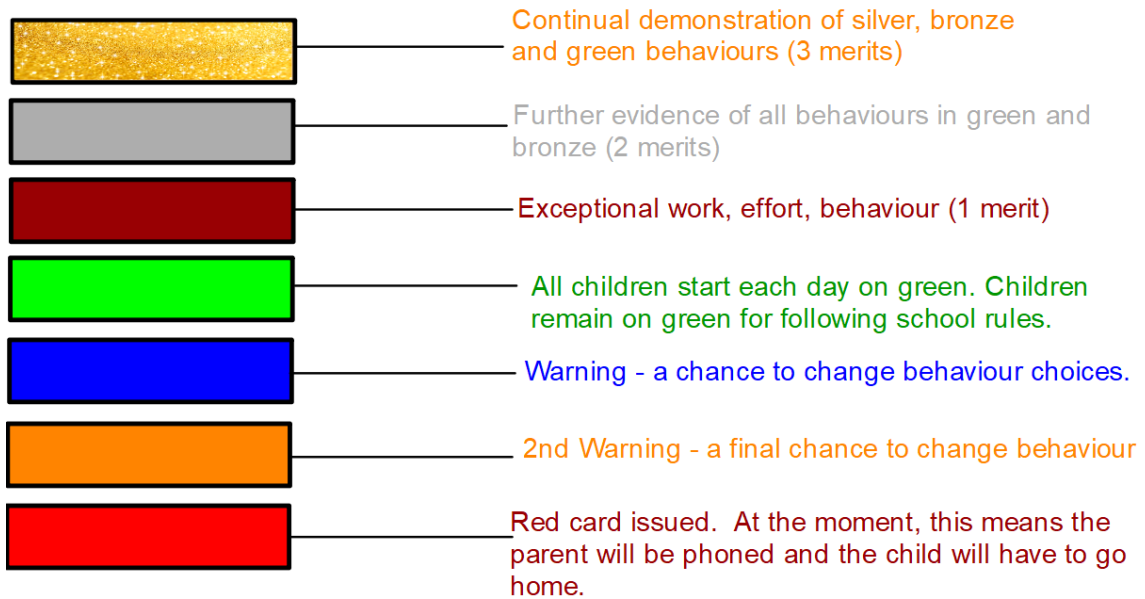
- Each child is expected to read every day.
 - EYFS 10 minutes
 - KS1 15 minutes
 - KS2 20 minutes
- This can include a bedtime story or reading a book with several siblings.
- Reading diaries will be checked daily so please ensure that your child brings it in every day.
- Children who read daily do significantly better in every area of their learning.



How to fill in the homework diaries:

Date	Book and page number	Amount of time spent reading	Signature
5/9/18	Gangsta Granny p10-15	20 mins	Leila Kent
6/9/18	Gangsta Granny p15-17	20 mins	Leila Kent

Behaviour Policy



Uniform

No trainers

School uniform to be ordered online

At the moment, children should come to school in their PE kit on the days that they do PE.

Attendance & Punctuality

Year: 4

Start Time: 8.45am

Home Time: 2.45 pm

Gate: Front

Please note; if you are running late to pick up your child it is really important that you let the office know so that we know that you are on your way.

Please remember that we cannot let children go home with anybody who is not on the school contact list for their own safety

Contacts



We need three contacts for each child. This ensures that we will always be able to contact someone when needed.

Procedure for absences

If your child is not attending school and we have not heard from you by 9.30am then we will start to call **all** the contact numbers that you have provided in order to gain an explanation for the absence. If we still have not been able to ascertain where your child is then we will make a home visit. However if we still haven't been able to get a response then we will report it to the police as your child will then be classed a 'missing child'.

This procedure is to ensure that we know where your child is and that you are all safe. Please let us know in good time why your child is absent from school.

Concerns/Issues



We recognise communication is trickier this year. Please speak to the person on the gate or call the office to ask for the class teacher to phone you.

1) Speak to pastoral teacher or another teacher in the year group.

2) Speak to our learning mentors (Hamid, Robert, Lynn, Terry or Tony) if you are concerned about anything at **lunchtime**

3) If you are still unhappy speak to one of the Senior Leaders:
Head Teacher - Sarah Cooper
Deputy Head Teachers - Leila Kent & Eileen Keogan
Assistant Head Teachers - Jess Wilson & Lauren Potter

PLEASE DO NOT APPROACH ANOTHER PARENT OR CHILD - IT IS ALWAYS BETTER TO GO VIA THE SCHOOL

Governors



What is a school governor?

School governors are volunteers who, as part of the Governing Body, work with the Headteacher to manage the school. Every school must have a governing body, whose main role is to:

- Ensure clarity of vision, ethos and strategic direction
- Hold the Headteacher and other leaders to account for the educational performance of the school and its pupils, and the performance management of staff
- Oversee the financial performance of the school and make sure its money is well spent

Governors are there to take a strategic overview rather than be involved in the day-to-day running of the school.

[Click to find out who are our governors and what they do](#)



Website



Remember; the website is our main means of communication so please check it regularly.

[calendar](#)

[class news](#)

[school news](#)

[policies](#)

[photos](#)

Follow us on instagram - ogpschool

Communication



1) Website

2) Email:

All communication will be emailed out, a paper copy is available on request from the office.

We need you to register with **School Gateway** it is extremely easy and you can do this in one of 2 ways:

1) Download the school gateway app (it's free)

2) Go to www.schoolgateway.com

When you visit the School Gateway website or app for the first time, please select '**New User**' and enter your **email address and the mobile telephone number you have registered with the school.**



The system will send a PIN code to your phone; please enter this PIN code and your account will be activated for you. As soon as you've got the system set-up, you'll be able to receive e-mails and texts from the school with no cost to the school, you will also be able to make some payments via the app/website rather than send cash or cheques.

The school **MUST HAVE** your **CURRENT** email address or mobile telephone number, please make sure that we have your most recent details.

Feedback and Marking



After conducting extensive research and trialling different systems, we introduced a new Feedback and Marking policy last year. This will continue this year, as it was very effective.

The most effective feedback identifies children's misconceptions, gives children an understanding of how to improve their work and then allows them time to make those improvements. The majority of this will be conducted verbally, both to the whole class and in small groups. Children will have a chance at the beginning of each lesson, to make the suggested improvements and use the adults in the room to support them in doing this.

We will still be ticking the SC (and the correct calculations in Maths) and acknowledging work. We will no longer be highlighting children's books. We will teach the children the most effective ways to respond to this feedback.

You can find the policy here. If you have any questions about Feedback and Marking, please see Leila Kent.



We know this year is different, but we really do want to keep lines of communication as open as possible, so please do speak to us on the gate or call or e mail the office, if you would like the class teachers to call you.

We will all get through this together.