Summer Term 2 Week 1 Home Learning Tasks

I have also attached some extra activities you can do at home with your child so please look through the attached documents. Please record your child's work in the books provided and upload pictures and videos of your child's work onto Tapestry.

You should try and do one Literacy or Reading activity every day and one Maths or Topic activity every day.

	Task	The tasks below can be completed in any order you like. We look forward to reading your work and seeing your observations on Tapestry.	
Task 1 – Literacy	Find out facts	With your child watch the BBC video about animals that live in the sea - https://www.bbc.co.uk/bitesize/clips/zmxqxnb. When the video has finished ask your child the following questions: Which was your favourite animal? Why? Encourage your child to talk in full sentences when answering the questions. Use books and the internet to find out 3 facts about your child's favourite animal that lives in the sea. Ask your child to write these facts in their book.	
Task 2 – Literacy	Draw a picture	Get your child to draw their favourite animal that lives under the sea in their books. Ask your child the following questions about their favourite animal: What does it eat? How does it move? Why has it got …? Where in the ocean does it live? Encourage your child to talk in full sentences when answering the questions. You may need to use books and the internet to research these facts.	Challenge: Use your phonics and sound mat to label the parts of the body for your favourite sea animal.
Task 3 – Literacy	Write facts	Your child will need to use the picture they drew earlier this week to help them with this activity. Get your child to look at their picture and facts and say their sentence to you before writing it, for example, "It can swim". Encourage your child to use their sound mat to sound out the words on their own. Remember to add your capital letter, finger spaces and full stop. Encourage your child to think of 3 sentences to write on their own. If you are struggling with ideas then use these sentence starters to help: It can …. It has… It eats… It lives …	

Nurture, inspire, enable

Task 1 - Maths	Double	Draw the following ladybirds into your child's book. 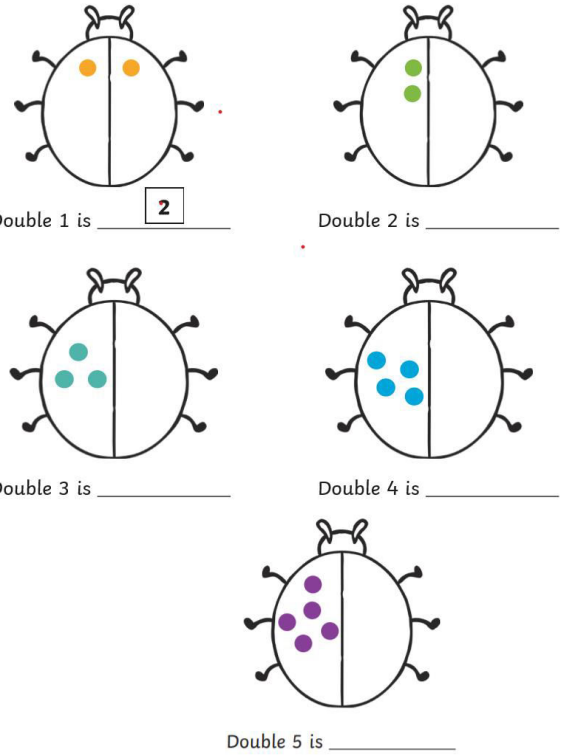 For this activity you will need to ask your child to do the following steps. Encourage your child to be as independent as possible with this activity: Double the number of dots on each ladybird. Copy the same number of dots from one side of the ladybird to the other to double them. Count how many there are altogether. The first one has been done for you.	Challenge: Ask your child to double ladybirds with 8, 9 and 10 spots.

Task 2 – Maths	Double	Draw the following amount of treasure in a chest into your child's book. Double 1 is _____  Double 2 is _____ 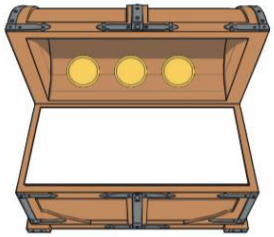 Double 3 is _____ 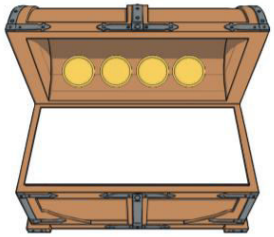 Double 4 is _____ 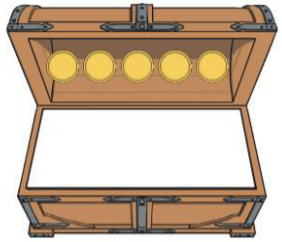 Double 5 is _____ 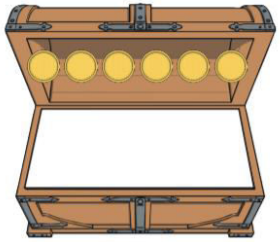 Double 6 is _____ For this activity you will need to ask your child to do the following steps. Encourage your child to be as independent as possible with this activity: Carefully, look at the coins. Then, draw the same amount of coins inside the treasure chest to double the amount. Count how many coins there are altogether and write your answer.	Challenge: Ask your child to double treasure with 7, 8 and 9 coins.

Task 3 - Maths	Solve double word problems	Write the following questions into your child's book: 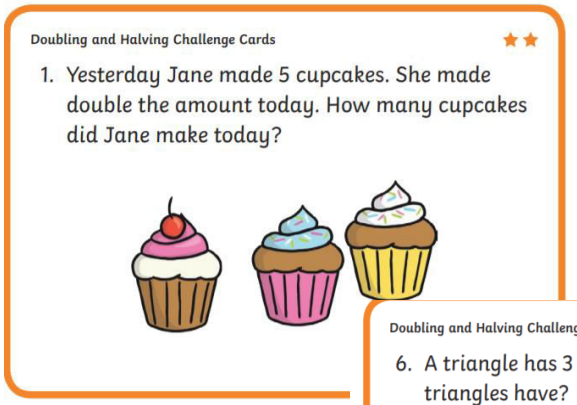 Doubling and Halving Challenge Cards 1. Yesterday Jane made 5 cupcakes. She made double the amount today. How many cupcakes did Jane make today? 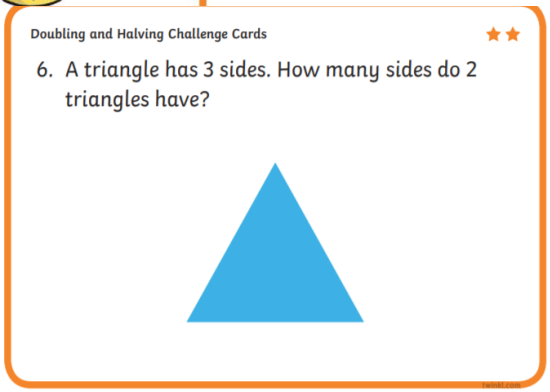 Doubling and Halving Challenge Cards 6. A triangle has 3 sides. How many sides do 2 triangles have? 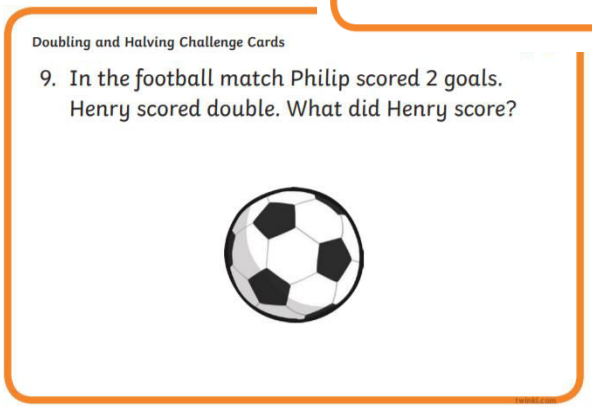 Doubling and Halving Challenge Cards 9. In the football match Philip scored 2 goals. Henry scored double. What did Henry score? Read the sum to your child and ask them to circle the number they need to double. Talk to your child about what they can do to work out the answer (e.g. fingers, dots, objects). Encourage your child to work out the answer to each sum on their own using their chosen method to double.	Challenge: can you make up your own double word problems to solve? Further challenge: Ask your child the following questions to solve: What is double 2? What is double 5? What is double 0? What is double 6?

Reading	Read words with the “ir” sound	Watch Geraldine the Giraffe teach the “ir” sound on Youtube - https://www.youtube.com/watch?v=7ta_KKUU-98 Write the following “ir” words in your child’s book: girl, bird, third, twirl, dirt. Ask your child to draw sound buttons under each word. For this they will need to draw a dot under each individual sound and then draw a line under the “ir” e.g. 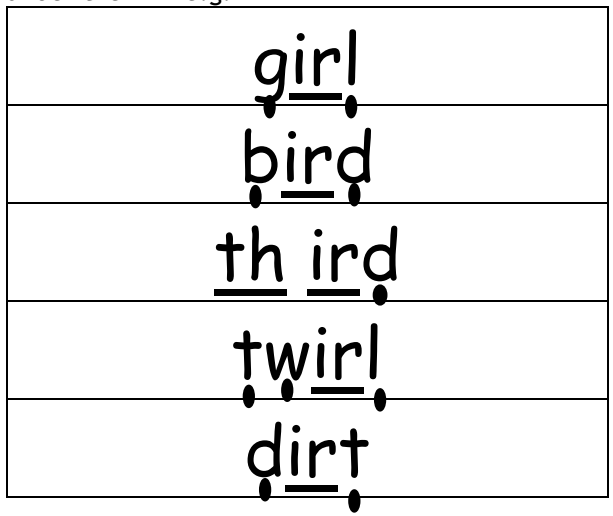 Now ask them to press the sound buttons and read each word.	Challenge: Ask your child to think of other words with the “ir” sound. Ask them to have a go at spelling these words and then drawing the sound buttons underneath the word. Ask your child to choose 1 “ir” word and write it in a sentence.
Reading	Read and answer questions	Please continue to listen to your child read at least 3 times a week. Write the following questions in your child’s book. Get your child to read and answer the following questions by writing “yes” or “no”: Can a rabbit hop? Is a car long? Can a sheep yell? Please take a video of your child reading one of the questions and upload this onto Tapestry. If you would like more questions for children to answer then feel free to play this game - https://www.phonicsbloom.com/uk/game/yes-no-yeti?phase=3	Extension: get your child to make up their own sentences to ask a family member or friend. Get your child to write these questions in their book. You could use the following sentence starters as a guide: Is a …? Can a …?

Task 1 – Topic	Make an animal that lives under the sea	Talk about different animals that live under the sea. Ask your child to make a model of an animal that lives under the sea. You could use playdough, yoghurt pots, toilet roll inserts, paper, or something else you can find around your house. Think about how you can decorate your model and what it might need.	Challenge: Record a video of how you made your animal and upload it onto Tapestry. Encourage your child to talk in full sentences.
Task 2 – Topic	Make a house for an animal that lives under the sea	For this activity, your child will need the animal they made earlier in the week. Explain to your child that today they are going to make a home for their under the sea animal. Ask them "What will their house need? How are they going to make their house?". Encourage your child to talk in full sentences. Your child can use anything they like to make their house, such as: lego, building blocks, cardboard boxes, playdough, yoghurt pots, toilet roll inserts or paper.	Challenge: Record a video of how you made your house and upload it onto Tapestry. Encourage your child to talk in full sentences. Further challenge: Ask your child the following questions: Why did they decide to add certain features to their house? What do they like about their house? How could they improve it?
Just for Fun!	Make a stick man		[redacted]

Doubles to 20

Ladybird Doubles

Write the number sentence for each ladybird double.



1 + 1 = _____



2 + 2 = _____



3 + 3 = _____



4 + 4 = _____



5 + 5 = _____

Doubles to 20

Ladybird Doubles

Write the number sentence for each ladybird double.



6+6=_____



7+7=_____



8+8=_____



9+9=_____



10+10=____

Doubles to 20

Dice Doubles

Write the number sentence for each dice double.


+

1 + 1 = _____


+

2 + 2 = _____


+

3 + 3 = _____


+

4 + 4 = _____


+

5 + 5 = _____

Doubles to 20

Dice Doubles

Write the number sentence for each dice double.


+

6+6=_____


+

7+7=_____


+

8+8=_____


+

9+9=_____


+

10+10=____

Butterfly Doubles

Write the number sentence for each butterfly double.



1 + 1 = _____



2 + 2 = _____



3 + 3 = _____



4 + 4 = _____



5 + 5 = _____

Butterfly Doubles

Write the number sentence for each butterfly double.



6 + 6 = _____

7 + 7 = _____

8 + 8 = _____

9 + 9 = _____

10 + 10 = ____

Doubles to 20

Number Shape Doubles

Write the number sentence for each number shape double.

1 + 1 = _____

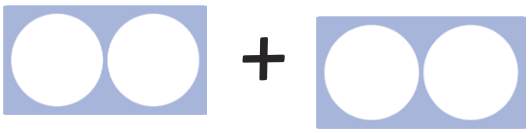 2 + 2 = _____

 3 + 3 = _____

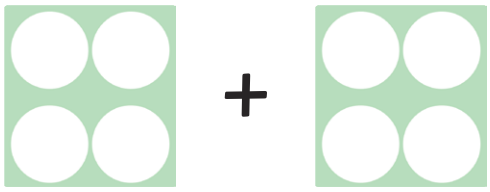 4 + 4 = _____

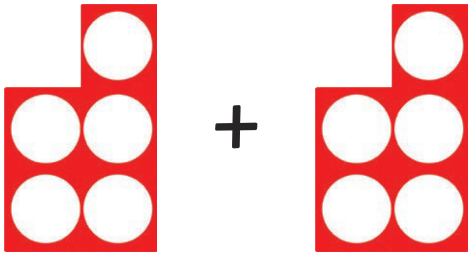 5 + 5 = _____

Doubles to 20

Number Shape Doubles

Write the number sentence for each number shape double.

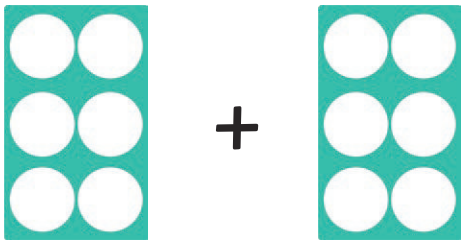

6+6=_____

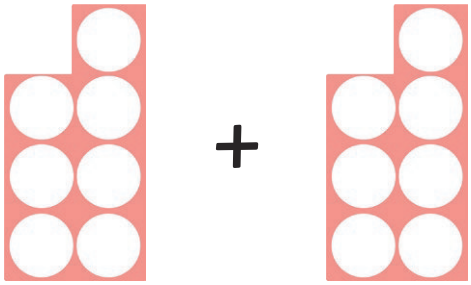

7+7=_____

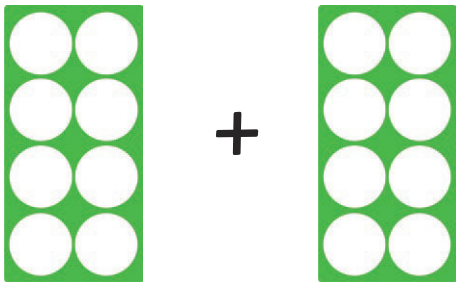

8+8=_____

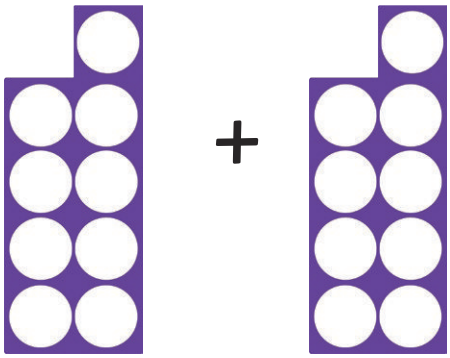

9+9=_____

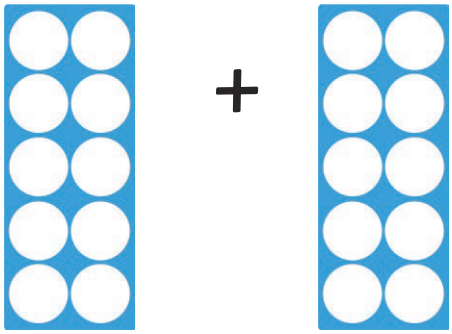

10+10=____

My Doubling Activity Booklet

Name:



Double Dominoes

Double the number of dots on the dominoes. Copy the same number of dots from one side of the domino to the other to double them. Count how many there are altogether. The first one has been done for you.

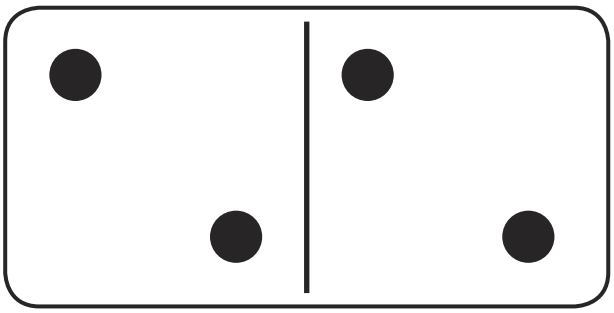

Double 2 is 4 .

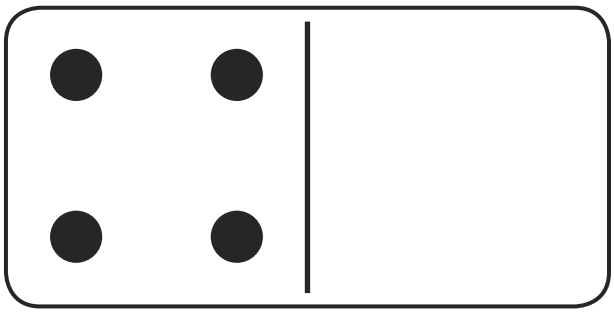

Double 4 is _____ .

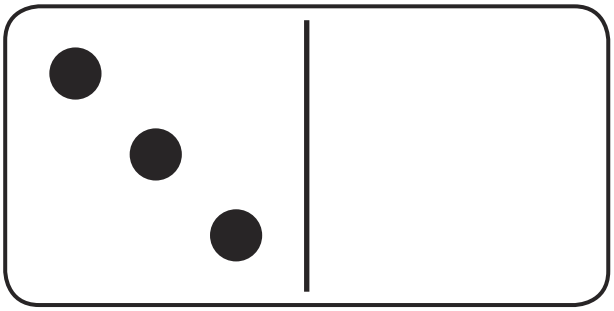

Double 3 is _____ .

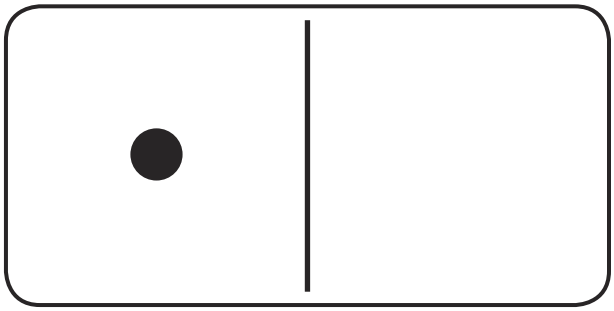

Double 1 is _____ .



Double 5 is _____ .

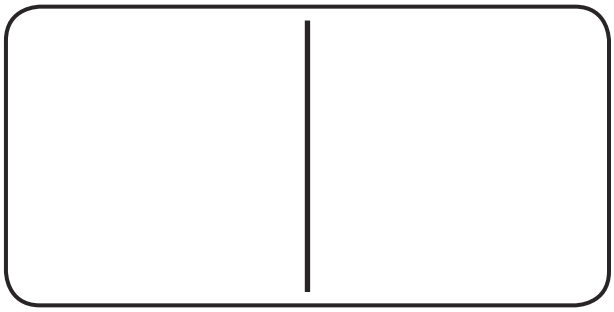

Double 0 is _____ .

Pirate Doubles

Carefully, look at the coins. Then, draw the same amount of coins inside the treasure chest to double the amount. Count how many coins there are altogether and write your answer.

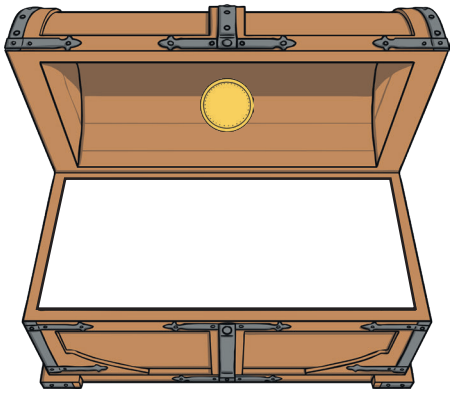

Double 1 is _____

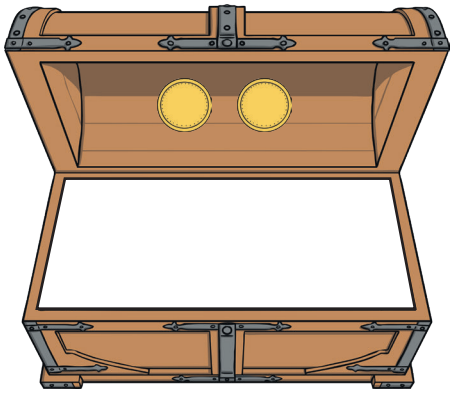

Double 2 is _____

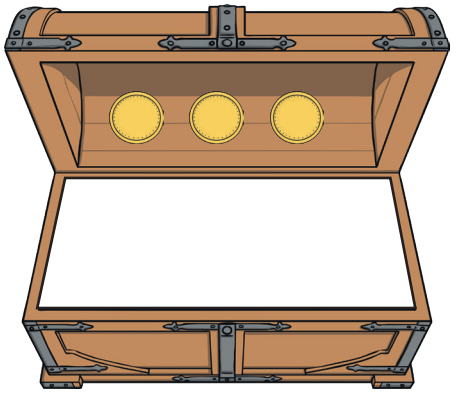

Double 3 is _____

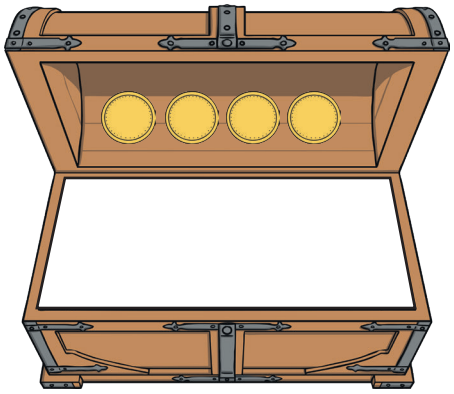

Double 4 is _____

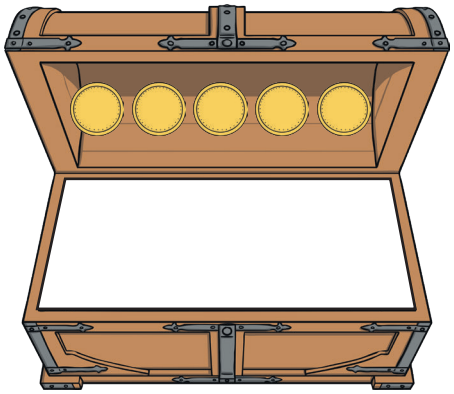

Double 5 is _____

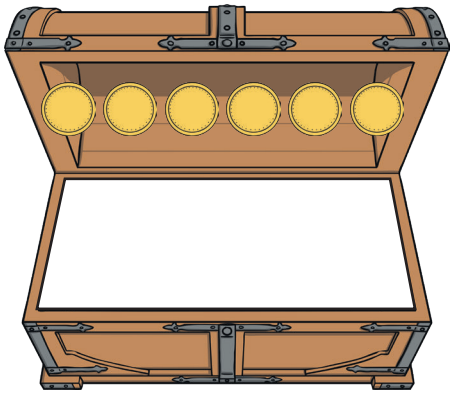

Double 6 is _____

Butterfly Doubles

Double the number of dots on the butterflies. Copy the same number of dots from one side of the butterfly to the other to double them. Count how many there are altogether. The first one has been done for you



Double 1 is 2

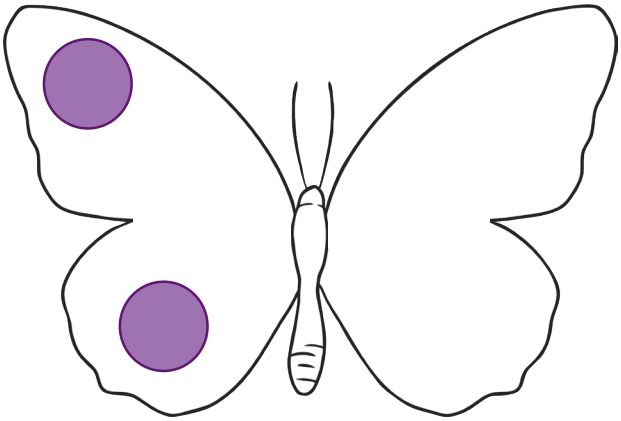

Double 2 is _____

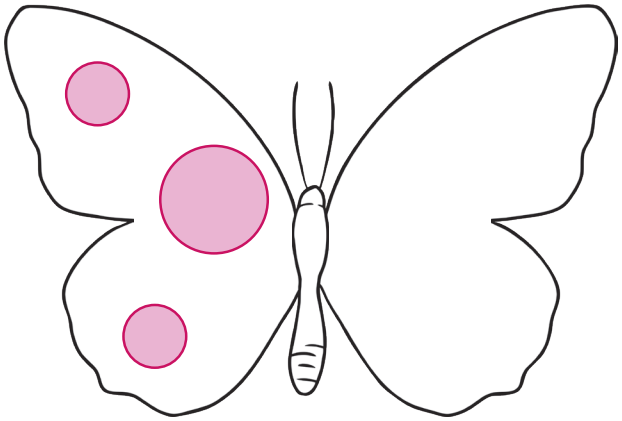

Double 3 is _____

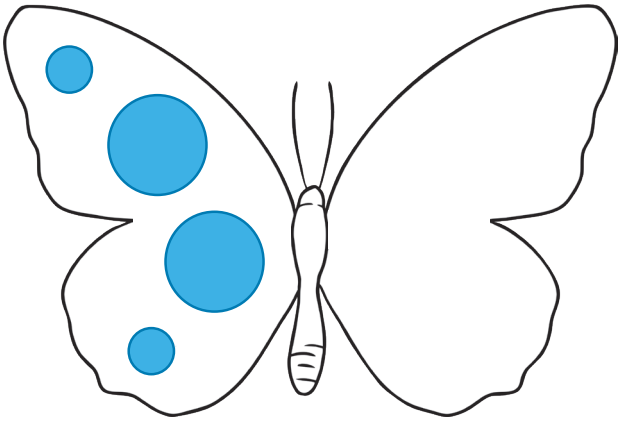

Double 4 is _____

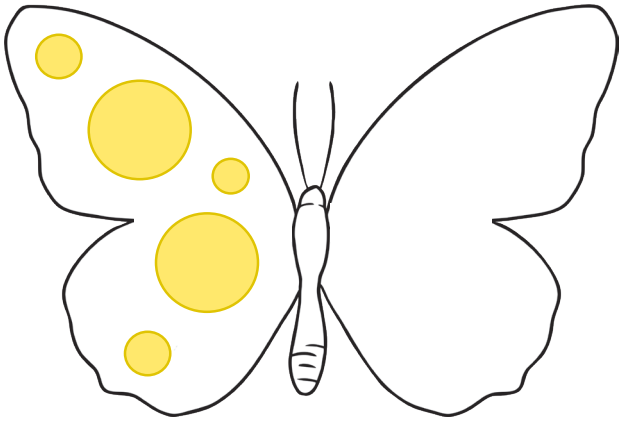

Double 5 is _____

Number Shape Doubles

Use the number shapes to work out the answers to each doubling question.



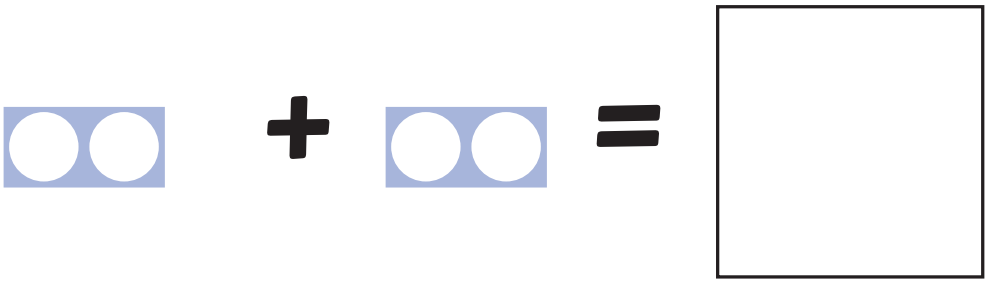







Ladybird Doubles

Double the number of dots on each ladybird. Copy the same number of dots from one side of the ladybird to the other to double them. Count how many there are altogether. The first one has been done for you.



Double 1 is 2



Double 2 is _____



Double 3 is _____

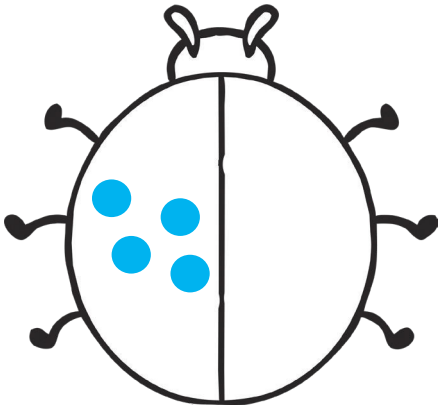

Double 4 is _____



Double 5 is _____

Dice Doubles

Write the number sentence for each dice double.

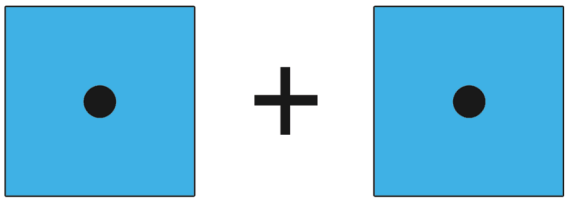

1 + 1 = _____

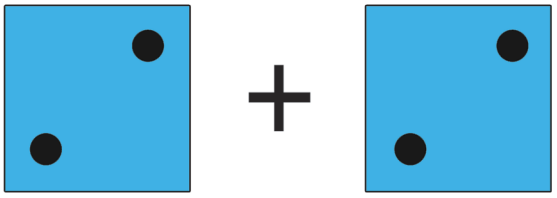

2 + 2 = _____

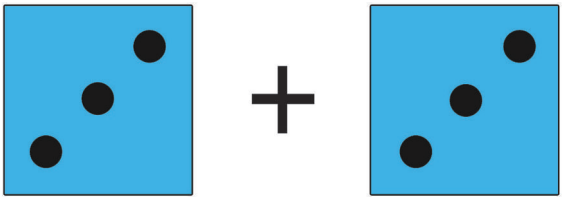

3 + 3 = _____

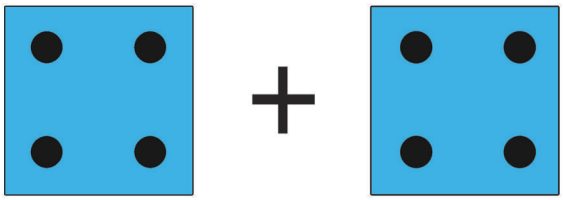

4 + 4 = _____

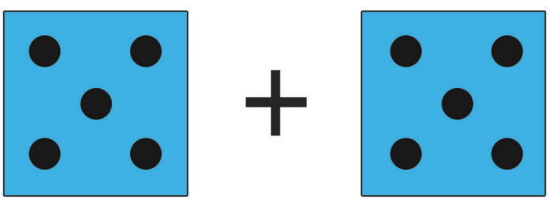

5 + 5 = _____

Solving Problems - Doubling

Home Learning Challenges

If a ladybird has 4 spots on one side and 4 spots on the other side, how many does she have in total? Double 4.



Collect 9 sticks. If you found 9 more, how many would you have altogether?

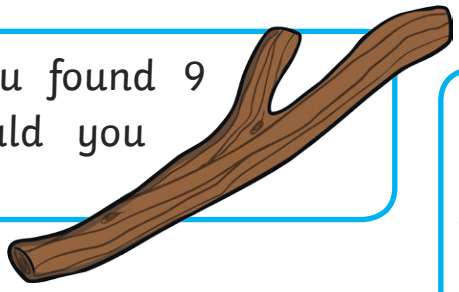

Collect 3 leaves outside. Collect 3 more. How many do you have altogether?

Draw 7 caterpillars on a large leaf. Double the amount. How many caterpillars are there in total? Draw all the caterpillars and count them to check.



Jordan made 6 cupcakes for her class, but she needs to make more. There are double that number of children in her class. How many cupcakes does she need in total? Can you make that many cupcakes?

Some preschool children visit your class for an afternoon. There are usually 10 children in your class but today there are double that amount. How many children are there altogether?



Under the Sea Learning Challenge

Talk to a grown-up about how to stay safe around water.

Find out 3 facts about a creature that lives under the sea, to share with the rest of the class

Imagine you have found a magic shell. You can have one wish. Draw a picture to show us what your wish would be!

There are lots of fish under the sea. Can you think of 3 other words that end with 'sh'?

Some animals that live under the sea have fins to help them move around. Other animals have legs to move around with. Can you think of some sea creatures that have fins and some that have legs?

Have a look around your home and find 2 things that you think will float and 2 things that you think will sink. Ask a grown up to help you test if you are right.