

Reading at PCA

- ▶ The process of teaching your child to read begins as soon as your child starts school.
- ▶ Initially this will not be through formal teaching but through a variety of play based activities which will familiarise your child with letters and sounds.
- ▶ At this point read 'TO' or 'WITH' your child. Share lots of different story books.

- ▶ Once your child has reached reading readiness, they will be banded for reading books.
- ▶ Our books are colour coded, in line with the national system.
- ▶ Your child may bring two books home with them: the first will be a decodable reading book at their level reading and the second will be a story to share and to help Your child's comprehension.

































- ▶ At PCA Read Write Inc. phonics is used so that children are introduced to phonetic sounds in a specific order.
- ▶ You can support your child at home to learn the sounds by going through them regularly. Attached is the order in which sounds are taught. Use of flashcards/magnetic letters can help to support your child.













You can help your child at home with their comprehension. Think about using the following tips and questions to help your child.

- ▶ Find a quiet and calm area at home where your child feels comfortable to read and remember to turn off any electrical devices.
- ▶ Talk about the front cover with your child. What do they think it is about?
- ▶ Take time to talk about what is happening in the pictures before you read the text.
- ▶ Talk about the vocabulary used in the text. For example the word 'big' is used. What does this mean? Can you child think of a different word that means the same.
- ▶ Encourage your child to make predictions. What do they think will happen next?
- ▶ Think about Who? What? Where? Why? Questions that you can ask your child about the story to check their understanding.

Speed Sounds Set 1

m 	a 	s 	d 	t 
i 	n 	p 	g 	o 
c 	k 	u 	b 	f 
e 	l 	h 	sh 	r 
j 	v 	y 	w 	th 
z 	ch 	qu 	x 	ng 

Speed Sounds Set 2

ay  may I play?	ee  what can you see?	igh  fly high	ow  blow the snow	oo  poo at the zoo
oo  look at a book	ar  start the car	or  shut the door	air  that's not fair	ir  whirl and twirl

Speed Sounds Set 3

ea  cup of tea	oi  spoil the boy	ou  shout it out	oy  toy for a boy	
a-e  make a cake	i-e  nice smile	o-e  phone home	u-e  huge brute	aw  yawn at dawn
are  care and share	ur  nurse with a purse	er  a better letter	ow  brown cow	ai  snail in the rain
oa  goat in a boat	ew  chew the stew	ire  fire, fire!	ear  hear with your ear	ure  sure it's pure