



Park Community Academy

Class 1B Animals Topic (Minibeasts)

Summer Term Home Learning Activities SET 4

If you want to share what you've been doing with your teacher you can send them a photo, video or write to them at:
1B@park.blackpool.sch.uk



Don't forget to use your:

Bug Club and Education City



Literacy

Read the Hungry Caterpillar

<https://www.youtube.com/watch?v=75NQK-Sm1YY>

Use pictures from the story 'The Very Hungry Caterpillar' or play the video of the story with no sound. Can you tell the story from memory?

Play this game to find all the objects that start with the same letter/sound:

<https://new.phonicsplay.co.uk/resources/phase/1/super-smoothie>. If you can't access the game online, you could play I Spy or search for objects in your house that start with a certain letter/sound.

Play this game on Education city:

<https://go.educationcity.com/content/index/25949/1/1/1>

Answer the questions about the story.

Watch the video and then play the game all about minibeasts you can find in your garden.

https://central.espresso.co.uk/espresso/modules/news/ev_news/animals/050511a_minibeasts.html?source=search-all-F-all-all&source-keywords=minibeasts

For your writing practice this week, can you draw circles? Try your very best to start and end your circle at the same point. Also, make sure you are drawing them in a clockwise motion. Don't forget to keep practising your name too... you could incorporate it into your daily routine and write it each morning like we do in school.

Maths

Watch this video:

<https://www.youtube.com/watch?v=bzVif0ji9v8>

Pause it to answer the questions about how many food items you can see then press play again to see if you were right!

Have a go at this game:

<http://www.ictgames.com/mobilePage/countingCaterpillar/index.html> can you count the caterpillar and order the numbers on the branches?

Using the story, look at how many pieces of food the hungry caterpillar ate through on each day. Using toys, sweets or any other small objects, count out and give someone at home amounts that they ask for, ranging from 1 to 10 and past 10 if you can!

Write numbers 1 to 5 on some pieces of paper and as you listen to the story, hold up the correct number for how many pieces of food the caterpillar ate each day.

Caterpillars love to eat leaves! Go on a leaf hunt whilst out on a walk or in your garden. Collect your leaves and then count them carefully when you get home. You could even ask someone at home to help you to make add and take away sums with the leaves. 4 leaves + 2 leaves = ? and work it out together adding and taking the leaves away.



Understanding the World

What does your house look like? How many windows are there? What colour is your door? Next try describing the homes of some minibeasts. Here are some ideas. A woodlouse likes their home to be dark and damp. A spider makes their own home out of web.

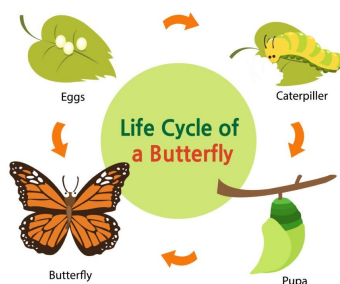
Can you make your own bug house? The mini beasts in your garden would love a new home. See if you can create somewhere they would like to explore and feel safe. You can use recyclable materials and natural resources such as leaves and sticks.



Watch the video of the butterfly life cycle here:

http://www.sheppardsoftware.com/scienceforkids/life_cycle/movie.htm. Then play this game to put the stages of a butterfly life cycle in the correct order: http://www.sheppardsoftware.com/scienceforkids/life_cycle/butterfly_lifecycle.htm


If you can't access the above online resources, look at the life cycle below and talk about it:



You could draw pictures of the different stages of the life cycle on separate pieces of paper then stick them in the correct order.


Physical Development

Let's pretend! It's so much fun to pretend. Can you do some of these actions?



Andy's Wild Workout - Andy would love for you to join him down in the undergrowth with some minibeasts <https://www.youtube.com/watch?v=mCFDa1PcyZU>

The Very Hungry Caterpillar Cosmic Yoga story! <https://www.youtube.com/watch?v=xhWDiQRc1Y>



There are many stages in a butterfly's life. Here are some great yoga positions you can do to learn all the different steps it takes from an egg to a butterfly. Which is your favourite?

Expressive Arts and Design

Have an ugly bug ball! Can you use different materials to create your own minibeast headband to wear whilst you dance to the 'ugly bug ball'? <https://www.youtube.com/watch?v=OfsKP-EtByA>

Use a box to make a minibeast garden, collect some grass or leaves and then see what minibeasts you can find to put in your garden.

Why not make a symmetry butterfly painting? Fold your paper in half and paint it how you wish, open it up and fold it over on top of the paint, open it up and you should have the same on both sides to make a beautiful butterfly.




Follow this link to watch how to construct mini beasts, guess what they are and then have a go at making your own. <https://www.thenational.academy/reception/foundation/construct-a-minibeast-reception-wk4-4#slide-2>

Personal, Social and Emotional Development

Ask someone in your house to go on a mini beast hunt with you and discuss how we can care for them and their habitats. You could use this sheet or create your own and see how many you can find.

My mini beast scavenger hunt



In these current times we all feel a bit worried and anxious and it's the same with children too so why not follow this link to watch a lesson on how to support these feelings and listen to a story all about being worried.

<https://www.thenational.academy/reception/foundation/worried-reception-wk4-1>

