
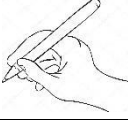





## Park Community Academy

**Class 1P      Animals Topic      Summer Term Home Learning Activities      SET 1**

<p>If you want to share what you've been doing with your teacher you can send them a photo, video or write to them at <a href="mailto:1P@park.blackpool.sch.uk">1P@park.blackpool.sch.uk</a></p>  	<p><b>Don't forget to use your:</b> RMeasimaths Bug Club White Rose Education City Frog Play</p> 
<p style="text-align: center;"><b>Literacy</b></p> <p>Follow the link below and read the story The Worst Zoo in the world with your child. <a href="https://www.roythezebra.com/guided-reading-stories/chapter1.html#/section2">https://www.roythezebra.com/guided-reading-stories/chapter1.html#/section2</a></p> <p>Before you read the story have a look at the title of the story and the picture of the Zebra on this page linked below. Ask your child the questions on this link which encourages them to use the story title and image to make predictions about the story. <a href="https://www.roythezebra.com/guided-reading-assets/bk1_GuidedReadingBF1.pdf">https://www.roythezebra.com/guided-reading-assets/bk1_GuidedReadingBF1.pdf</a></p> <p>Write down your child's answers to the questions and after you have read the story with them go back and look at their predictions for the story and see how many they got right.</p> <p>See if your child can use description words to describe a zebra.</p> <p>Practice drawing their own Zebra and colouring it in using the correct colours.</p> <p>Can they add their description words to their picture?</p> <p>Ask them to write their names on their pictures.</p>	<p style="text-align: center;"><b>Understanding the World</b></p> <p>Role play looking after a toy animal/ teddy you have in your home. Can your child name the things they need to keep them healthy and happy? Find a nice bed for them to sleep or think of some food they would like to eat?</p> <p>Build a house suitable for different animals using this link below. Can your child name the animal they have built a home for? Can they name the colours and materials they have used to build their home?</p> <p><a href="https://pbskids.org/arthur/games/animal-home-builder">https://pbskids.org/arthur/games/animal-home-builder</a></p>
<p style="text-align: center;"><b>Maths</b></p> <p>Counting Matching and Ordering <a href="https://www.topmarks.co.uk/learning-to-count/ladybird-spots">https://www.topmarks.co.uk/learning-to-count/ladybird-spots</a></p> <p>Complete the counting matching and ordering activities on the link above.</p> <p>At home see if your child can find between 1-20 matching items and count them.</p> <p>Look at pictures of animals in books and talk about which animal is the biggest/ smallest they can find and discuss how they could be ordered.</p> <p>Practice drawing ladybirds and adding between 1-10 spots on one of its wings. Ask your child if they can add the same number of spots to match the side you have made.</p>	<p style="text-align: center;"><b>Physical Development</b></p> <p>The Owl and the Guard Dog   Cosmic Kids Zen Den - Mindfulness for kids. <a href="https://www.youtube.com/watch?v=so8QN9an3t8">https://www.youtube.com/watch?v=so8QN9an3t8</a></p> <p>Moving like animals in and around your home- Eg</p> <p>Hop like a rabbit Jump like a frog Run like a dog Crawl on all fours like a cat Stretch like a giraffe.</p> <p>Have a think of your own animals and movements that you could do to move in the same way that they do.</p>

### **Expressive Arts and Design**

Make an animal mask using different materials you can find at home.

Draw a picture of your favourite animal and colour it in.

Listen to these animal songs, can you join in with the actions.

<https://www.youtube.com/watch?v=jqz4z9aQRJY>

<https://www.youtube.com/watch?v=6HzoUcx3eo>

<https://www.youtube.com/watch?v=AgKaN5t5BpQ>

<https://www.youtube.com/watch?v=E7Bf8btIYkI>

[https://www.youtube.com/watch?v=Rq1t\\_qI91Y](https://www.youtube.com/watch?v=Rq1t_qI91Y)

### **Personal, Social and Emotional Development**

Turn taking activities with an adult or sibling playing a game together.

Do a kind thing for someone at home!

Listen to this song all about kindness, encourage your child to clap when they hear the word kind.

<https://www.youtube.com/watch?v=hbYXBAkG-Sc>

Talk to your child about the song. See if they can remember who and what the song is asking us to be kid too.