

# Penwortham Priory Academy Music Department

## Year 7 Learning Journey



This way to Year 8

### How to improve my skills

Feedback will be given throughout every lesson, topic and term; use this to improve your skills.  
Build confidence by practising sections of your piece before putting it together for a complete performance.  
Commit key music terminology and knowledge to your long-term memory and use it habitually during lessons.  
You will be assessed on this throughout the year.

### Performance and assessment preparation




#### Performance, composition, singing and listening

Understand and use the correct specific techniques when performing and singing.  
Compose using musical ideas and use specific terminology when listening to and appraising music. Share ideas with confidence.




### Theme and Variations skills Rotation 2



#### Skills in varying an existing melody

Understand how to use a variety of the elements of music in order to change an existing melody so it is still recognisable but a clear and obvious contrast to the original.




### Ensemble skills as a quartet Rotation 2

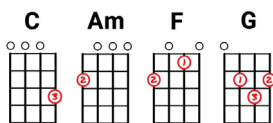


#### Rehearsal and Ensemble skills

Pupils will learn primary triad chords to follow on from their jazz melodies then will learn rehearsal techniques, putting together a performance as a quartet, including percussion.




### Jazz Improvisation skills Rotation 2




#### Development of Improvisation skills

Pupils will learn how to develop skills in improvisation and call and response in a syncopated style above a chord pattern using Blues notes.



### Singing and Rhythm skills Rotation 1



#### Development of Vocal and Rhythm skills

Pupils will practice using their voice, reading a score of music for a song and refine their sense of rhythm and pulse via various class activities.



### Composing skills using sequence techniques Rotation 1

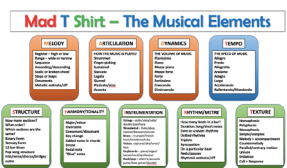


#### Introduction to music notation and Composing

Pupils will learn about rhythm notation, effective composition devices then learn basic performance skills on the keyboard including 5-finger technique and reading notation.

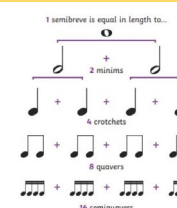


### Your musical journey begins here with exercises in Performance and Listening Rotation 1



#### Performance and Listening Baseline tests

Perform and listen to pieces involving the elements of music and understand how they are used across a variety of musical contexts.



**KS2:** Pupils will enter Penwortham Priory Academy having had a wide range of musical experience at KS2. Some will have private instrumental lessons, others will have had little exposure to regular music education. Most pupils will have absorbed music via various forms of media.

**Start  
here**

# Penwortham Priory Academy Music Department

## Year 8 Learning Journey



↔ This way to Year 9

### How to improve my skills

Feedback will be given throughout every lesson, topic and term; use this to improve your skills.  
Build confidence by practising sections of your piece before putting it together for a complete performance.  
Commit key music terminology and knowledge to your long-term memory and use it habitually during lessons.  
You will be assessed on this throughout the year.

### Performance and assessment preparation



#### Performance, composition and listening

Understand and use the correct specific techniques when performing and singing. Compose using musical ideas and use specific terminology when listening to and appraising music. Share ideas with confidence.



### Syncopated rhythm skills into melody – American Ragtime Rotation 2



#### African and Samba rhythms into Melodies.

Pupils will explore the links between the syncopated rhythms of Africa and Brazil and pitched Ragtime music from the deep south. They will work on a performance of 'The Entertainer' and on composing their own piano Ragtime piece.



### Polyrhythm skills – Samba Music of Brazil Rotation 2



#### Samba Music of Brazil

Pupils understand the geographical and musical links between the percussive music of Africa and the development of Samba music in Brazil. They rehearse and perform Samba Batucada as a class.



### Polyrhythm skills – Percussive Music of Africa Rotation 2



#### Polyphonic Rhythms of Africa

Pupils explore the cultures and traditions of the music of Africa. They work as a class and in smaller ensembles to combine polyrhythmic patterns using African instruments.

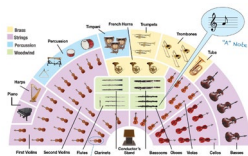


### Composition skills - What make an effective melody? Rotation 1




#### Orchestral timbres and composition

Pupils will learn about the layout and instruments of the orchestra and identify aurally the subtle differences between instruments/sonorities, based upon that of Beethoven, then compose their own effective melody.

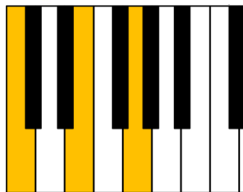


### Performance skills - What make an effective melody? Rotation 1




#### Melody – Performance

Pupils will learn how to perform two effective melodies - 'Love Me Tender' by Elvis Presley and 'Ode to Joy' by Beethoven and how to add chords to them.




### Analysis skills - What make an effective melody? Rotation 1



#### Melody: Analysis

Pupils will analyse a variety of melodies and draw conclusions as the characteristics of an effective melody in both classical and popular music



Year 7

Pupils will have completed one year of musical studies. They will have had many opportunities to develop knowledge, skills and understanding through performing, singing, composing and listening activities.

Start here



# Penwortham Priory Academy Music Department

## Year 9 Learning Journey



This way to Year 10

### How to improve my skills

Feedback will be given throughout every lesson, topic and term; use this to improve your skills.  
Build confidence by practising sections of your piece before putting it together for a complete performance.  
Commit key music terminology and knowledge to your long-term memory and use it habitually during lessons.  
You will be assessed on this throughout the year.

### Performance and assessment preparation



#### Performance, composition and listening

Understand and use the correct specific techniques when performing and singing. Compose using musical ideas and use specific terminology when listening to and appraising music. Share ideas with confidence.



### Multi-textured performance arrangement skills as a sextet via the James Bond original theme - Rotation 2



#### **Music in the Media: Film Music**

Pupils will work in larger ensembles using multiple timbres and textures in order to arrange their own music to the original James Bond theme.



### Skills in Chromatic melodies with more advanced chords via Music for Film - Rotation 2



#### **Music in the Media: Film Music**

Pupils will learn how music can enhance the visual images and dramatic impact of film and can reflect the emotional and narrative messages of the drama. They will begin to work on the James Bond original theme. .




### Longer chord sequences and more complex melodic performance skills Rotation 2



#### **What makes an effective pop song?**

Pupils will learn about song structures and develop their analytical skills then will develop skills in performance of several pop songs using skills they have developed throughout the last 2.5 years.



### Secondary chords and longer syncopated melody performance skills Rotation 1



#### **Popular Music through the decades**

Pupils will be given an introduction to popular music from the 1960's through to the 2000's. They will develop an understanding of the changes that took place through the decades, not only musically, but historically, geographically and contextually.



### Syncopated rhythm skills in melody and chords at a faster tempo via Rock 'n' Roll music - Rotation 1



#### **Blues evolving into Rock'n'Roll**

Pupils will understand how Blues music evolved into Rock'n'Roll via emancipation, the Mississippi River and vinyl records. These changes will result in a performance of 'Hound Dog' by Elvis Presley.



### Syncopated rhythm skills into melody and chords via Blues Music - Rotation 1



#### **The Blues scale melody and primary triad chords**

Understand how syncopated rhythms are used within a 12-bar Blues Chord Sequence. Pupils will learn various Blues characteristics and further develop improvisation melodic skills.



Year 8

Pupils will have completed two years of musical studies. They will have had many opportunities to develop knowledge, skills and understanding through performing, singing, composing and listening activities.

Start here