

As most of you are probably aware, the children in Year 1 will be carrying out their Phonics Screening Check after half term. The children are very well prepared, have practised the screening check from previous years and know what to expect. I am sending home a Phonics activity pack to ensure the children practise their blending and segmenting of real and nonsense words, whilst they are off over half term. The booklet includes activities that can be carried out independently but also ideas of games you can play together as a family. If you could please complete some of the activities during half term, it would greatly benefit for your child. Anyone who completes these activities will have a homework pass for the last half term.

Thank you for your continued support and I hope you have a lovely half term break.

Miss Wilson

Activity ideas to do at home:

Fastest fingers first – Using the sound strips provided, take it in turns to say a sound and whoever points to it first, gets a point.
























Phonics play – There are lots of games on <https://www.phonicsplay.co.uk/> which is accessible on tablets, phones or computers. (Buried treasure, Obb and Bob, Dragons Den and Picnic on Pluto)




























Water sound spray – Choose ten sounds from the sound strips provided. Use chalk to write them on the floor, on paper and put them on a wall outside or in the garden. Use a spray bottle or something similar to spray the sounds as you say them. You could also do this with any real or nonsense words.



Sound and word hunt – Hide sounds or words around the house or garden for your child to find and read.

<https://www.phonicsbloom.com/>

<https://www.topmarks.co.uk/english-games/5-7-years/letters-and-sounds>

s 	a 	t 	p 	i 	n 	m 	d 	g 	o 	c 	k 
ck 	e 	u 	r 	h 	b 	f 	ff 	l 	ll 	ss 	

j 	v 	w 	x 	y 	z 	zz 	qu 	ch 	sh 	th 	ng 	ai 	ee 
igh 	oa 	oo 	oo 	ar 	or 	ur 	ow 	oi 	ear 	air 	ure 	er 	



*even

Which of these words are **real** and which are **nonsense**?

Read each word carefully and choose two colours to colour them in. Real all in the same colour and nonsense all in another colour.

real nonsense

quiz	wuzz	haunt	skomp	lunch
huxt	space	blerm	birthday	bone
bench	droje	handshake	threar	blatch
elephant	whiv	twing	strair	lamp
gligh	brush	cube	glue	quith



Read through the words and decide if they are real or nonsense.

Write the real words underneath the treasure chest to use as treasure and write the nonsense words underneath the bin to put them in the rubbish.



catch

blornd

hook

yug

nern

coin

gairng

blue

night

muffin


smush

lije


veve

chicken

Create nonsense names for each of the aliens!



Arjur



Fine the real and nonsense words in the word search.

h	z	x	v	g	f	h	j	u	t
b	o	n	c	h	a	i	r	o	h
q	u	u	r	t	i	s	y	k	e
m	i	x	t	u	r	e	g	d	e
o	d	n	c	p	y	z	j	e	s
r	v	w	e	r	u	i	i	i	t
c	u	p	c	a	k	e	v	r	l
f	k	l	z	o	n	k	x	c	m

fairy

theest

chair

hout

morc

zonk

cupcake

zirm

mixture

cried