


Diamond class work for Thursday 4th March 2021

- ▶ Today's work is a little different because it is World Book Day
- ▶ There is some maths to do on page 7 of this document
- ▶ On page 8 there is some DT work to do for Miss Hall
- ▶ The rest of the document is based upon World Book Day. There are some sheets that you can print off, or you can just refer to these pages in the document.
- ▶ To print off the sheets there is a link. It looks like this  [here](#) Just press the link to get the downloaded file to print off.
- ▶ Good luck and enjoy today's work



World Book Day 2021

1

This year's world book day looks to be a very different one for our school. Whether you're at home or at school, join in a very special Live Lesson aimed at celebrating books and share a story.

To day there is a live 30-minute Live Lesson, hosted by CBBC's **Ben Shires** and Bitesize Daily's **Mr Smith** will be live on the CBBC channel on the morning of [4th March 2021 at 11:30am.](#)

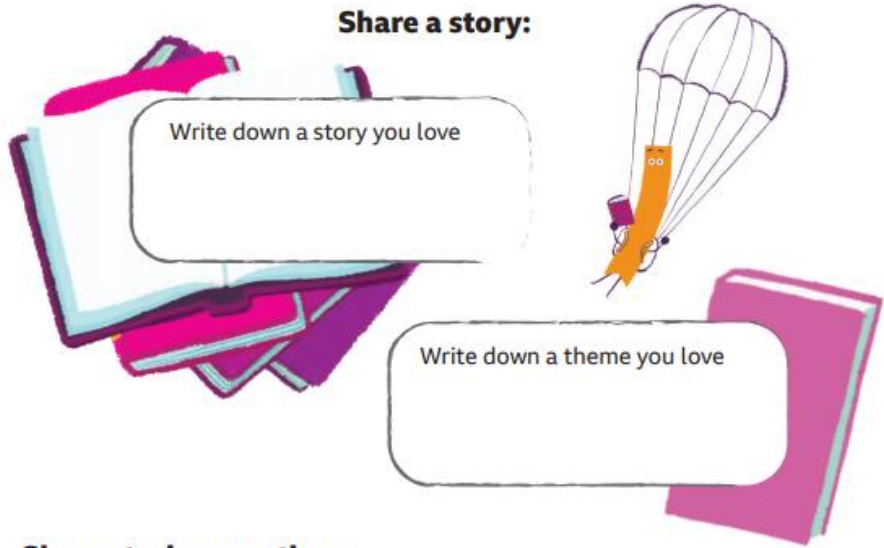
Watch the lesson then follow the work.

If you have a printer you can print it of [here](#) or just read the prompts and record the word on your own pages.

Share a story:

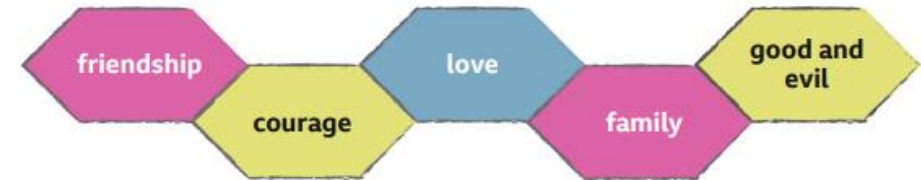
Write down a story you love

Write down a theme you love



Share stories on a theme:

Can you name a story with one of the themes below and explain why the story shows that theme?



A story that has the theme of _____

is _____

It shows this theme because _____

Identifying a theme from a story:

Watch the Live Lesson and listen to the stories. Can you identify a theme within the stories? Write it down and tell us why you think the story shows that theme.



The Tale Of How The Caliph Became A Stork


The Story of Wali Dad



The Prince Who Thinks He's A Rooster



My reading for pleasure pledge:



Happy World Book Day!




World Book Day Scavenger Hunt

You will need lots of books for this activity! You can take part at school, at home or in a library. Find each of the items on the list below in the books you have. Use the table to record the item, the book you found it in, the page number and your reasons or more information.

Can You Find These Items?	Word, Phrase or Sentence	Book Title	Page Number	Reasons or More Information
A really great sentence				
A word you don't know the meaning of (look it up and put its meaning in the last column.)				
A moral or lesson that can be learnt				
A sentence that should be shouted or whispered				

WORLD
BOOK
DAY

Changing lives
through a love
of books and
shared reading.



Rob Biddulph

Take part in the world book day scavenger hunt. You can download the sheets [here](#) or just read the copy of the sheets I have attached. Good luck and have fun.

World Book Day Scavenger Hunt

Can You Find These Items?	Word, Phrase or Sentence	Book Title	Page Number	Reasons or More Information
A description of food				
A description of clothes				
A greeting when two people meet				
A surprising event				
An interesting fact				
An illustration that tells you something the words don't				

WORLD
**BOOK
DAY**

Changing lives
through a love
of books and
shared reading.



© Rob Biddulph

Writing Superchallenge



By exploring writing in our favourite books, we can find features to help us with our own writing. In the space below, write out your favourite book's opening line.

Is this a statement, command, question or exclamation?

What is the most powerful word in this opening line?

What features do you think make this sentence a successful opening line to the book?

What would be the opening line to a book you would write?

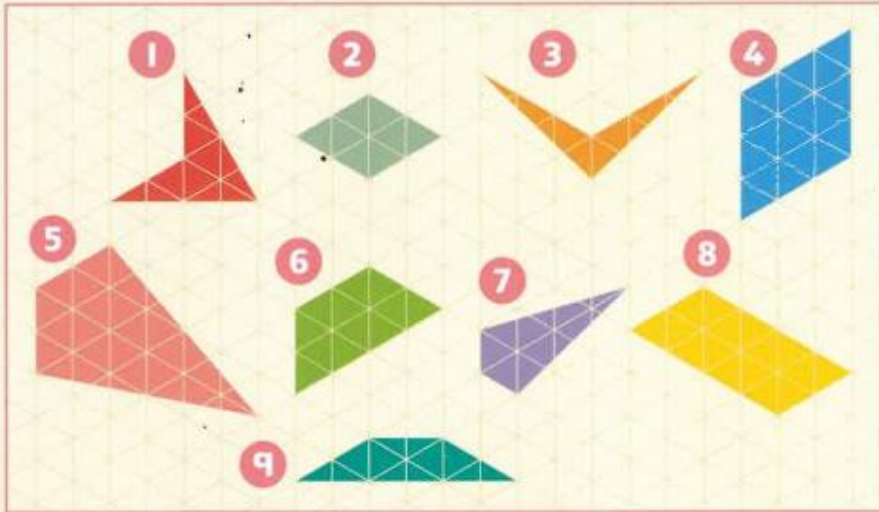
WORLD
BOOK
DAY

Changing lives
through a love
of books and
shared reading.



Maths

Write the name of each shape. Choose from the labels.
For each shape, write the number of acute, obtuse and reflex angles.



kite

rhombus

arrowhead

parallelogram

trapezium

Write true or false for each of these statements.

- 10 A kite has two pairs of equal sides.
- 11 An arrowhead can have a right angle.
- 12 An arrowhead has two pairs of equal sides.
- 13 An arrowhead has a reflex angle.
- 14 A kite need not be symmetrical.
- 15 A kite always has one pair of parallel sides.
- 16 A kite always has two pairs of equal angles.
- 17 If you draw a kite and make all sides equal, it is a rhombus.
- 18 An arrowhead has a line of symmetry.



Draw a parallelogram and a rhombus.
Describe the difference.

DT: Musical Instruments

Today you are going to make your musical instruments. Use the instructions you wrote last with your materials and method.



Please send pictures of your musical instrument once completed. I am looking forward to seeing them!