











First Day Timetable at PHS	Session	Times	Notes for Students	Notes for parents/carers
	Arrival to school	8.00-8.20am	Students will be taken to the basketball courts and organised in to tutor groups! Don't worry, it will be as easy as it was on transition day. If it rains, we will do this in the Theatre.	Please note that our gates close at 8.15 so drop off nearby or park in a nearby road and walk from there. Gates will re-open at 8.30.
	Tutor Time	8.25-8.55am	You will meet your tutor and get to know others in your tutor group. You will also get given a diary and have an equipment check!	Please ensure your child is equipped for school. Pencil cases that are purchased through wisepay are handed out in registration. For all the details please go to our <a href="#">website</a>
	Assembly	8.55-9.55	We hope to inspire you with our presentation about what PHS has to offer! You will meet Mrs Phillips (Acting Headteacher) and other senior leaders.	Students will receive information about our culture and ethos – we hope to inspire your child to have high aspirations.
	Expectations Session	9.55-10.55	This session will happen in a classroom with your tutor group. Don't worry, we will help you to get to this session from the Theatre. Staff will help you to understand some of our expectations and why we have these in place.	We are excited to share the 'why' behind our systems with our students. You can find some of this information in the <a href="#">Parent Guide</a> .
	Break Time	10.55-11.15	You will be able to have a snack from home or use the canteen with your fob! You can also socialise in our 'Pen' and on the field and veranda.	Please make sure that your child has money on their fob if you wish for them to purchase food from the canteen. You may want to set a limit on their daily spend!
	Safeguarding Session	11.15-12.15	You will now navigate to your classroom, using your map (lots of staff will help you too). You will learn where to go for help if you need it in this session.	In this session we ensure students know some key Health and Safety information but most importantly, where to go to get help.
	IT Induction	12.15-1.15	Again, you will use your map (lots of staff will help you too), to find your assigned computer room. You will learn about our IT system and how to login!	This will enable your child to access Microsoft 365 from home. They will use the network for some of their homework in the future.
	Lunch	1.15-1.55	You will be able to use the canteen with your fob! You can also socialise in our 'Pen' and on the field and veranda. You can also eat packed lunches in the canteen and a small number of classrooms.	Please make sure that your child has money on their fob if you wish for them to purchase food from the canteen. You may want to set a limit on their daily spend! If your child has a packed lunch, we are a nut free school, and students must not have canned drinks.
	Motivation Session	1.55-2.55	Again, you will use your map (lots of staff will help you too), to find your assigned classroom. In this session we will debate about what supports you to be successful – is it a routine/habit or is it directly motivation?	This final session prepares students for Monday and Tuesday next week where we will continue to introduce them to other key areas of the school and explore how learning happens.
	Home time!	2.55	You can exit the school site through the blue gates at the front of the school you can also leave via the 'back-gate' which takes you on the pathway to Sterte.	Please arrange where you would like your child to meet you at the end of the school day.