

# British Sign Language Induction



Prospect House  
PRIMARY SPECIALIST SUPPORT SCHOOL

## Introduction



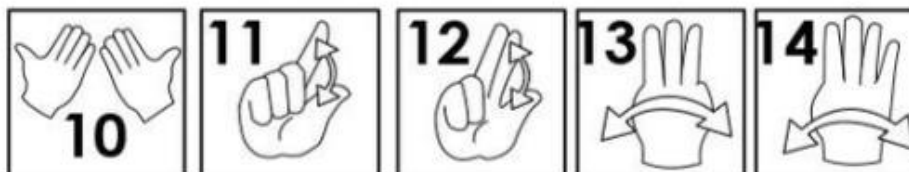

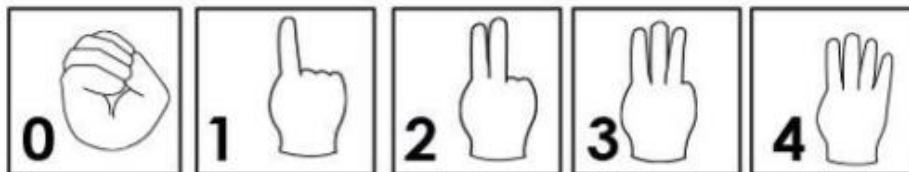
- To some extent, we all use sign language to support our spoken communication e.g. waving, pointing.
- Sign language builds on these hand movements and acts as a tool to open a line of communication and interaction between all groups of people.
- Introducing sign language in early child development creates an inclusive setting as students can interact in a way that supports their ability to communicate their needs instead of being hindered by communication barriers.
- Sign language is a visual language that uses hands, shapes, movements and facial expressions to communicate words and sentences





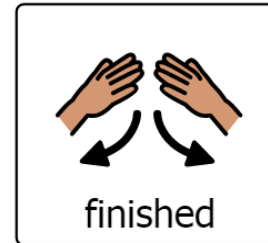
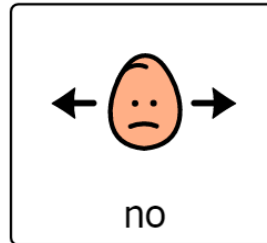
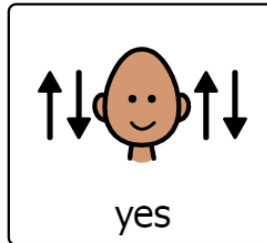
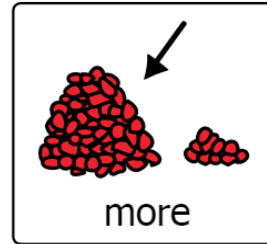

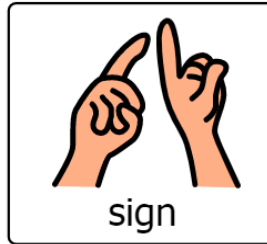
# BSL Numbers

1 - 20



## 10 non-negotiables

- More
- Help
- Yes
- No
- Stop
- Finished
- Toilet
- Food
- Sitting
- Waiting





# Greetings



HELLO



GOOD



MORNING



AFTERNOON




NIGHT



HOW ARE YOU?



THANKS/PLEASE



SORRY



GOODBYE



# Questions



How?



Who?



Where?



Which?



Why?



When?



What?



# Days of the week

Monday



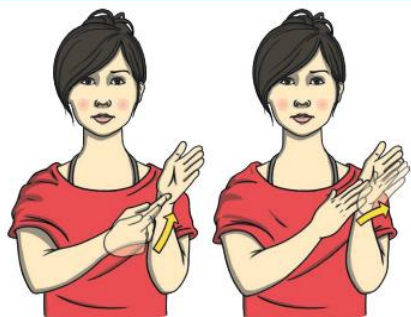
Tuesday



Wednesday



Thursday



Friday



Saturday



Sunday



Day



Week





<https://www.youtube.com/watch?v=mXMofxtDPUQ>

Let's Practice!



