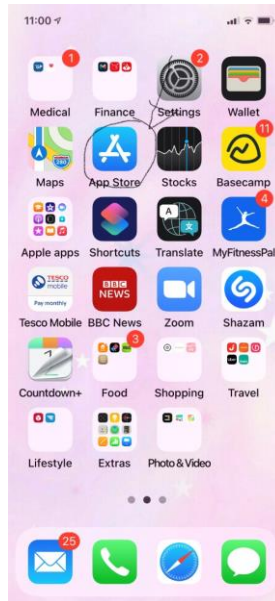


Downloading the Showbie App

1. Go to your 'App Store'

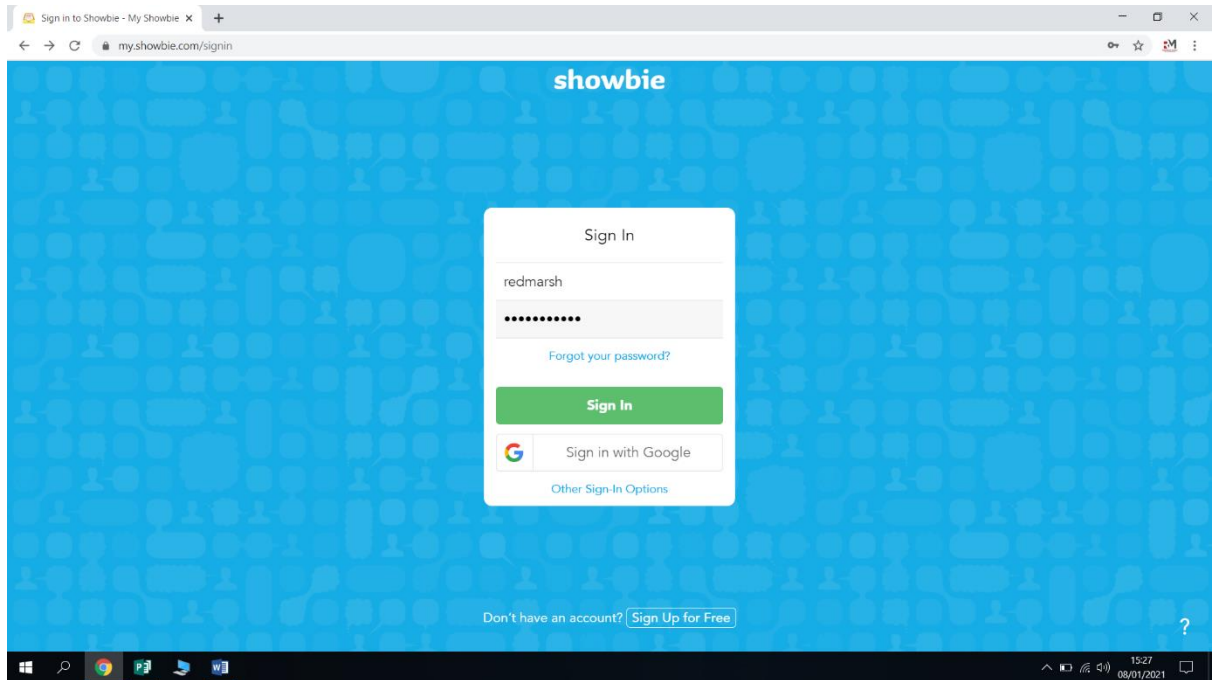


2. Search for 'Showbie' and download the app. It is free.

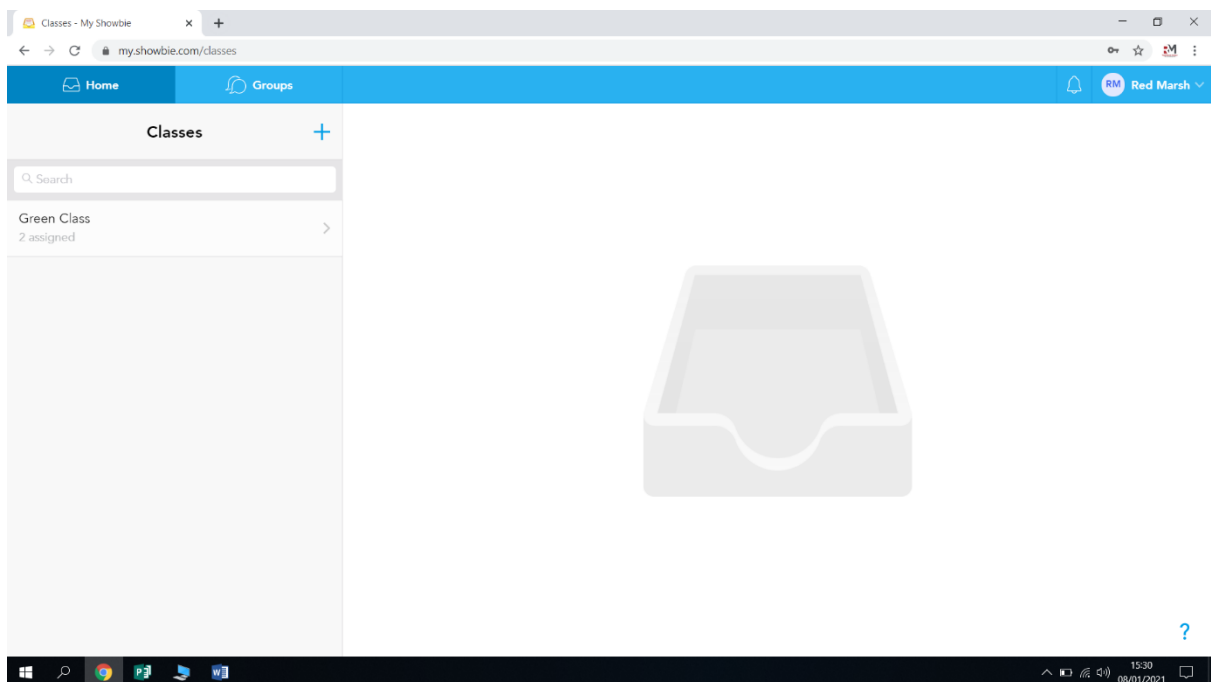
3. Click on 'Sign In' at the bottom.



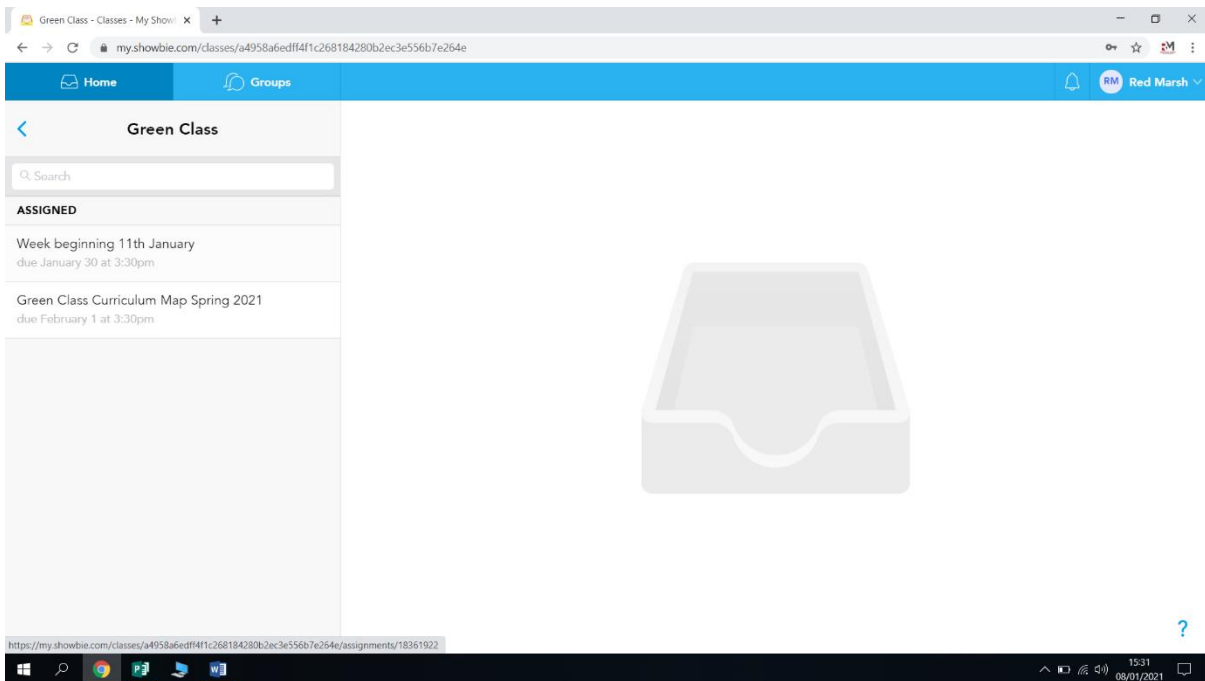
1. Enter your child's username and password in the box and then press on the green 'sign in' button.



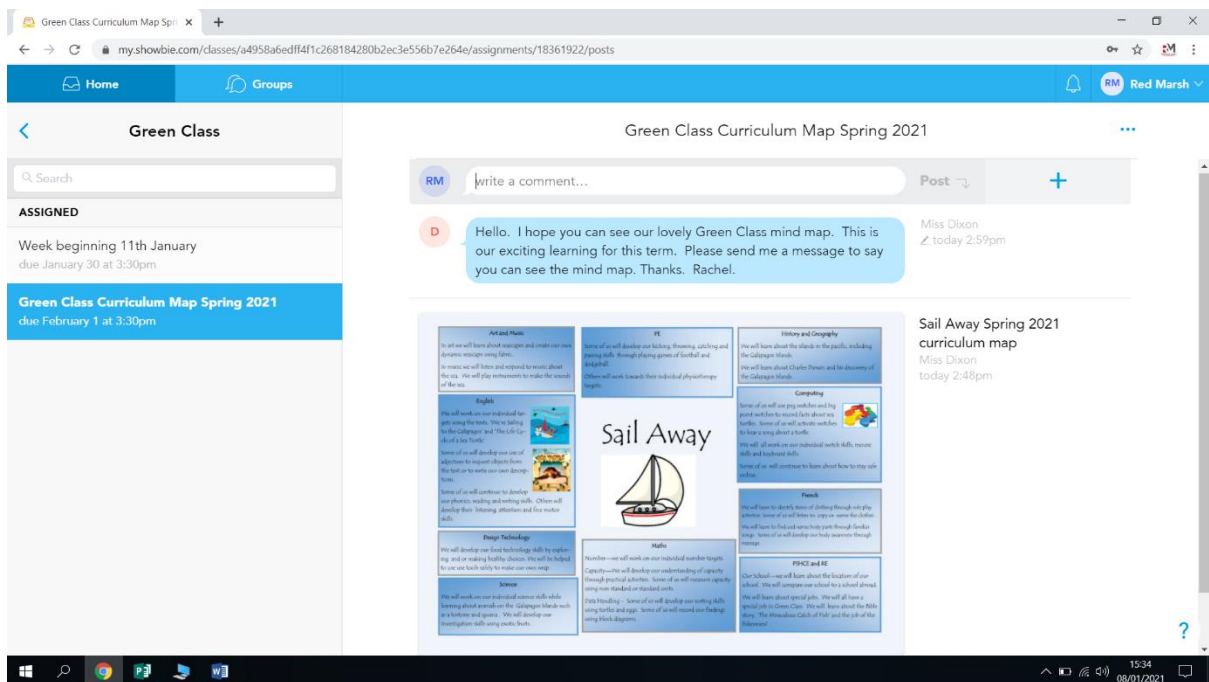
2. Your page will look like this.



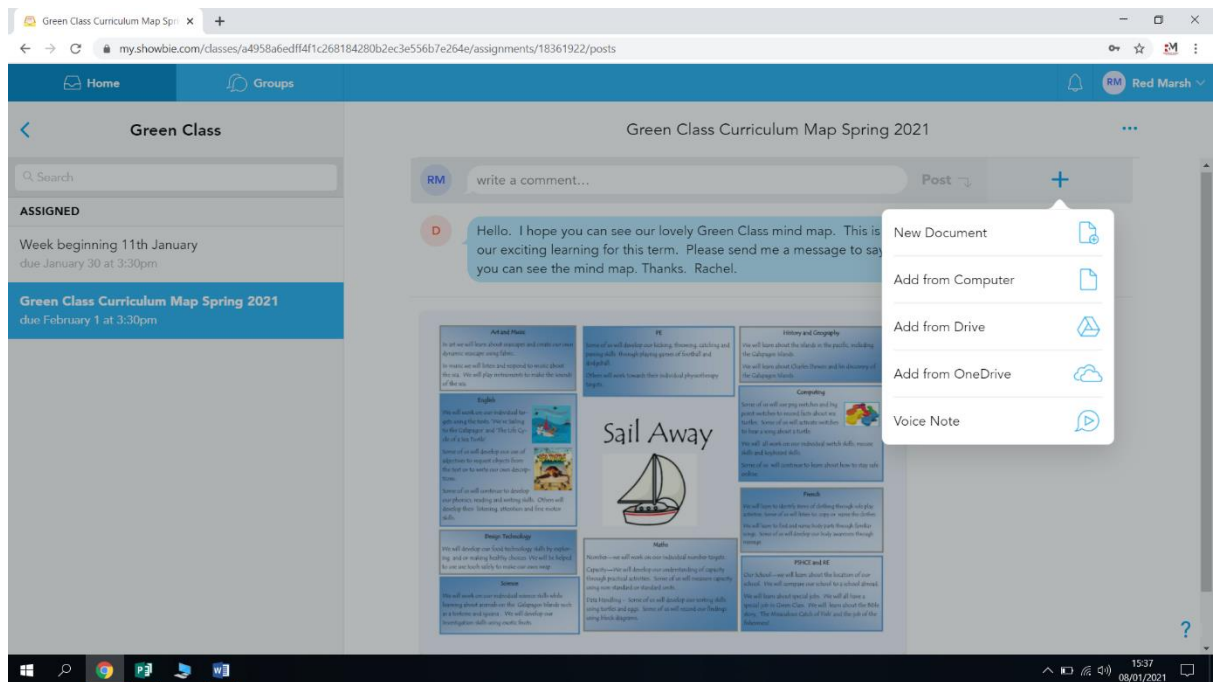
3. Click on the assignment on the left hand side of the screen.



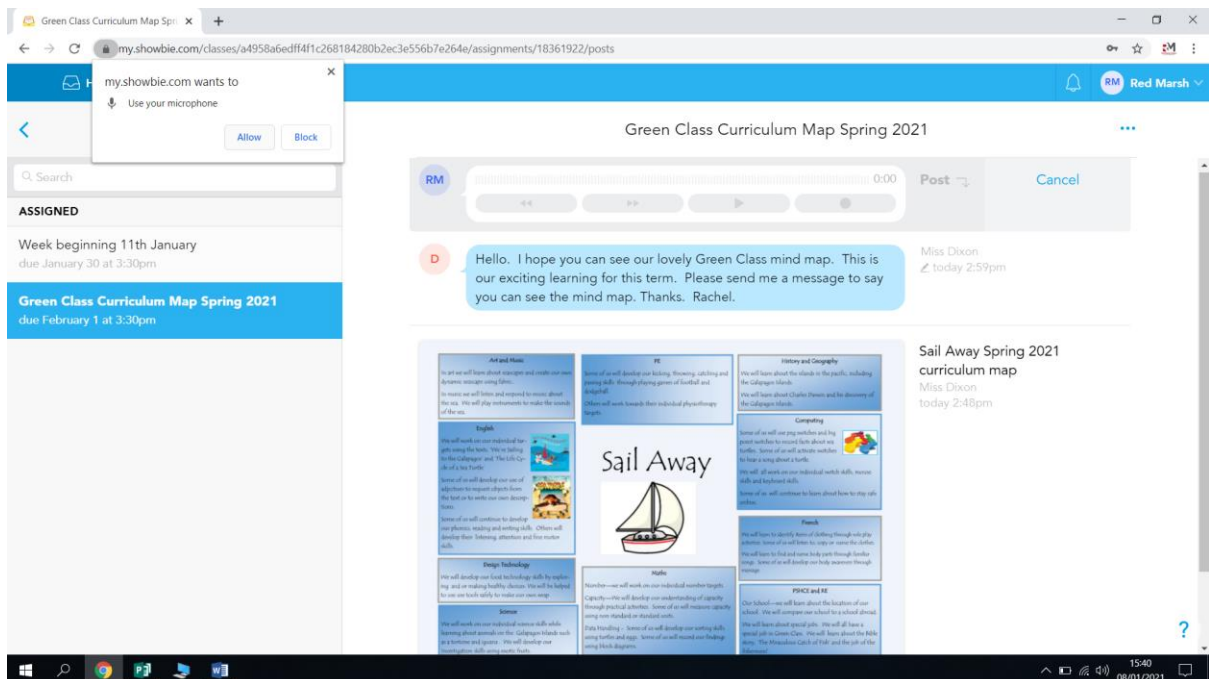
4. You will be able to see the work set by your class here.



5. You can type a message back to your class by writing in the comment box at the top of the page.
6. Click on the + sign on the right hand side of the screen You can send a voice note by selecting voice note.



7. If you get a pop up, click 'allow' to allow access to the microphone.



- Click on the red 'record' button and then say your message. Then press the red button to stop recording.

The screenshot shows a web browser window displaying a MyShowbie class page. The browser address bar shows the URL: myshowbie.com/classes/a4958a6edff41c268184280b2ec3e556b7e264e/assignments/18361922/posts. The page title is "Green Class Curriculum Map Spring 2021".

On the left side, there is a sidebar with a search bar and a section titled "ASSIGNED". Under "ASSIGNED", there are two items: "Week beginning 11th January due January 30 at 3:30pm" and "Green Class Curriculum Map Spring 2021 due February 1 at 3:30pm".

The main content area shows a recording interface. At the top, there is a progress bar with a red record button and a "Post" button. Below the progress bar, there is a message from Miss Dixon: "Hello. I hope you can see our lovely Green Class mind map. This is our exciting learning for this term. Please send me a message to say you can see the mind map. Thanks. Rachel." The message is timestamped "today 2:59pm".

Below the message, there is a curriculum map titled "Sail Away Spring 2021 curriculum map" with a timestamp of "today 2:48pm". The curriculum map is a grid of boxes containing text and images. The central box features a sailboat illustration and the text "Sail Away".

The curriculum map includes sections for:

- Art and Music**: In art we will learn about shapes and create our own dynamic designs using fibre. In music we will listen and respond to music about the sea. We will play instruments to make the sounds of the sea.
- English**: We will read our own individual sea party using the book, 'The Life Cycle of a Whale' and 'The Life Cycle of a Whale'.
- Science**: Some of us will develop our use of equipment to measure objects from the sea and we will use our design book.
- Physical Education**: Some of us will continue to develop our balance, reading and writing skills. Others will develop their listening attention and fine motor skills.
- Maths**: We will develop our 2D technology skills by exploring and making healthy choices. We will be helped by our sea book skills to make our own map.
- History and Geography**: We will learn about the ships in the Pacific, including the Calypso-Maria. We will learn about Charles Darwin and his discovery of the Calypso-Maria.
- Computing**: Some of us will create our own sea party and big game books for our sea about our books. Some of us will create a book to learn a song about a whale.
- French**: We will learn about our individual skills, music skills and keyboard skills. Some of us will continue to learn about how to play our guitar.
- PSHE and RE**: We will learn to identify our feelings through our big game books. Some of us will learn to play or record the guitar. We will learn to find and identify parts through our sea book. Some of us will develop our book awareness through music.
- Other**: Our school will learn about the location of our school. We will compare our school to a school abroad. We will learn about special jobs. We will all have a special job in Green Class. We will learn about the life cycle. The life cycle of a fish and the job of the fisherman.

- Press the 'post' button to the right of the red record button. Your message will be sent directly to your class teacher.