



1) Write the fractions and decimals shown.



A = _____



2) Draw lines to match the fractions to the correct decimal.

$\frac{3}{10}$

0.9

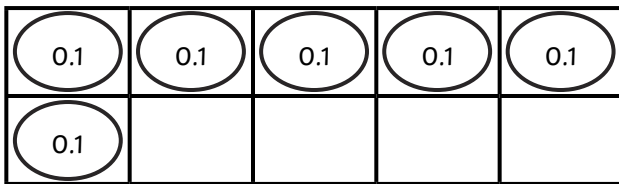
four-tenths

0.3

$\frac{9}{10}$

0.4

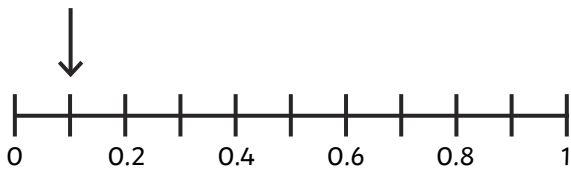
3) Use the image to complete the fraction and decimal.



$\frac{\square}{10}$

0. _____

4) True or false? The arrow shows 0.3. Explain your answer.





1) Which is the odd one out? Use reasoning to explain your answer.

nine-tenths

0.9

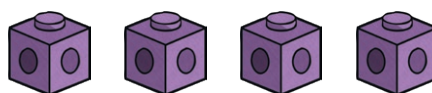


0.1	0.1	0.1	0.1	0.1
0.1	0.1	0.1	0.1	

2)



Each one of my cubes represent a tenth. If I add another four cubes, 0.7 will be represented.



Is Hamed correct? Explain with reasoning.

3)



If I order the fractions and decimals on a number line from smallest to largest, 0.8 will be the third largest.

$\frac{3}{10}$

0.8

$\frac{7}{10}$

0.6

nine-tenths

Do you agree? Explain with reasoning.




1) Neil and Kumar are counting up and down in tenths.

- Neil starts at 1.6 and counts backwards.
- Kumar starts at 0.8 and counts forwards.

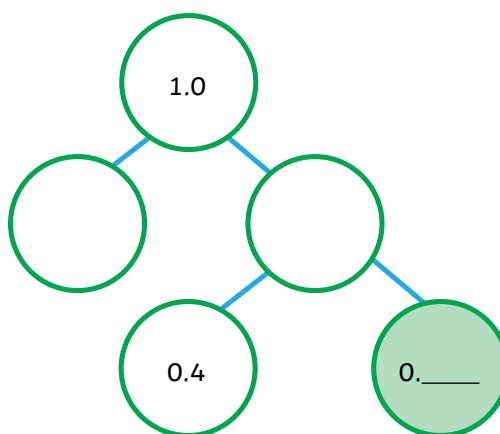
What decimal will they reach at the same time?

Draw then explain your answer.

2)



I can put different digits in the shaded circle to complete the part-whole model.



What decimal numbers can be placed in the shaded circle to correctly complete the part-whole model? Find all possible answers.

3) Represent 0.6 in as many ways as you can.