

# My Diary of a Sunflower

---

---

## Equipment

Blank area for drawing or writing equipment used in the experiment.

## What Do Plants Need?

Blank area for drawing or writing about what plants need to grow.



Things plants need to grow:

Four horizontal lines for writing the answer to the question.




## Instructions

Cut out the pictures on the last page and stick them in the right order to show how to plant a seed.



# My Sunflower: Week 5



My sunflower is \_\_\_\_\_ cm tall.

---





---

---


---

## Instructions Pictures

Cut out these pictures and stick them in the right order, on the instructions page, to show how to plant a seed.



## My Sunflower: Week 5



My sunflower is \_\_\_\_\_ cm tall.


---

---

---

---

## My Sunflower: Week 2



My sunflower is \_\_\_\_\_ cm tall.


---

---

---

---

### My Sunflower: Week 3



My sunflower is \_\_\_\_\_ cm tall.


---

---

---

---

### My Sunflower: Week 4



My sunflower is \_\_\_\_\_ cm tall.

---

---

---

---