



ROSE WOOD ENQUIRY DRIVEN CURRICULUM



What did Captain Cook achieve?

Year 2 Spring Term 1

Rose Wood Academy: Enquiry Driven Learning Overview

Year Group: 2	What did Captain Cook achieve?	Term: Spring 1
Context: <p>This enquiry will allow children to study the significant local figure James Cook. They will study his life achievements, his first voyage and his discoveries. The children will visit Captain Cook's Birthplace Museum and will learn about his childhood through constructing the past of when he lived in Marton, Middlesbrough. They will build on prior learning of the location of the River Thames, when Cook would travel as a coal merchant from the River Tyne. The children will also continue to build on their knowledge on the seven continents and will learn about the five oceans. They will link this knowledge and plot the route Cook took on his first voyage of when he discovered parts of Australia and New Zealand.</p>		
Prior Learning (Direct Pathway) <p>History – sequencing the past Children will revisit sources of evidence from their history work to date and what they know about sources of evidence and how it informs our understanding.</p> <p>Geography – location Revisit the location of the River Thames and Middlesbrough.</p> <p>Geography –map and atlas work Revisit the seven continents.</p> <p>Geography – human and physical features Children will revisit what an aerial map is.</p>		
Prior Learning (Indirect Pathway) <p>Science - Knowledge of materials and their properties (Year 1) From their science investigations about the properties of materials, the children will build on this knowledge to understand the properties of the materials used to build houses and infrastructure in the past and in the present in London.</p>		

Rose Wood Academy: Enquiry Driven Learning Overview

Science: Uses of everyday materials

PSHCE: SCARF – Keeping Safe

Art: Drawing and painting

Music: Charanga – I Wanna Play in a Band

RE: How and why do we celebrate special and sacred times?

Computing: Digital Literacy

PE: Complete PE – Explorers (Dance)

Content on Direct Pathway

We will be studying James Cook by constructing the past with his life achievements. We will be looking at key artefacts associated with James Cook by visiting the Captain Cook Museum based in Stewarts Park.

We will be studying the cause and effect of this significant person as he discovered new places.

We will be also studying James Cook's voyage by locating the continents and oceans he travelled to.

We will be recapping our previous knowledge on human and physical changes, with the continent of Australia, which Cook discovered.

In our English lessons, we will be focusing on writing a narrative about the main character in the Power of Reading text 'The Secret of Black Rock' by Joe Todd-Stanton. We will recap previous learning of expanded noun phrases and conjunctions. We will be introduced to different types of sentences and using adverbs.


In our Reading Skills lessons, we will be looking a book called 'Meet Captain Cook' by Rae Murdie.

Enquiry Question

What did Captain Cook achieve?

Learning Showcase

Children will produce a short video to answer the enquiry question. Post on the children's portfolio on DoJo.



Rose Wood Academy: Enquiry Driven Learning Overview

Knowledge Narrative

'In the past, there was a significant person, named James Cook, who lived locally in Marton. Captain James Cook sailed on many voyages and discovered new places. His discoveries were important as they taught us more about the geography of the world.'

Rose Wood Academy: Enquiry Driven Learning Overview

Year Group: 2	Term: Spring 1
Title: What did Captain Cook achieve?	Key Focus: Geography and History
Project Enhancements: <ul style="list-style-type: none">• Visit the Captain Cook Birthplace Museum at Stewart's Park, Marton	
How can you help? <p>At home, please can you:</p> <ul style="list-style-type: none">• Listen to your child read a minimum of 3 times per week.• Learn your spellings and maths fluency facts, ready to be tested on Friday <p>You could also:</p> <ul style="list-style-type: none">• Design your own ship• Investigate different explorers• Draw or paint a picture of Captain Cook or one of his ships• Investigate one of Captain Cook's voyages• Go for a walk up to Captain Cook's monument and take a photograph of what you can see	

Rose Wood Academy: Enquiry Driven Learning Overview

Rose Wood Academy: Enquiry Driven Learning Overview

Unit Title: What did Captain Cook achieve?

History
Y2
Spring 1

End Points:

Change- identify some changes that have occurred as a result of Captain Cook's achievements and voyages.

Cause & Effect- identify the key events in Captain Cook's life that led to his achievements. Children will recognise the effect that his voyages and discoveries had on the world.

Significance- understand why Captain Cook's achievements were significant for the world at that time and can explain why he is remembered.

End of unit assessment:

1. How did Captain James Cook's achievements and discoveries effect the world?
2. What do you think is the most significant achievement of Captain James Cook?

Links:

Geography – map skills- locating the route of Captain Cook's voyage, labelling the oceans he sailed through and places he discovered.
Text – The Secret of Black Rock. Reading skills- Meet Captain Cook by Rae Murdie

Prior Learning:

Events beyond living memory that are significant nationally and locally.

Sequencing the past








Children will revisit sources of evidence from their history work to date and what they know about sources of evidence and how it informs our understanding.

Significant figure

Revisit studying the significant figure of David Attenborough.

Key Concepts of the Unit:

Rose Wood Academy: Enquiry Driven Learning Overview

Skills:  	Knowledge:  	Concepts (end points):   
---	--	--

Key Knowledge:

- James Cook was born in Marton, Middlesbrough in 1728.
- When he was 17 years old, he moved to Whitby to become a coal merchant.
- James Cook was interested in Astronomy.
- In 1755, James Cook joined the Royal Navy and learnt about map making
- 1768 – first voyage on the Endeavour as Captain he was 40 years old.
- James Cook made 3 voyages in his lifetime.
- First voyage was to observe the planet Venus. The king gave him a secret mission to discover Australia.
- James Cook navigated by using the stars
- James Cook made detailed maps of the countries he discovered.
- 1770- James Cook landed in Botany Bay.
- 1799- James Cook was killed in Hawaii.
-

Historical Skills:

Historical enquiry- Children will ask and answer questions, we will use stories and factual accounts to understand key features of the life and achievements of Captain James Cook. We will investigate some of the ways in which we can find out about the past and identify different ways in which it is represented.

Using Sources as evidence- The children will work as history detectives and will use information from several different types of sources including written, visual and artefacts (pictures) to answer historical questions about Captain James Cook.

Constructing the past- The children will describe some of the features of the time in which James Cook lived. We will look at the most significant achievements of Captain James Cook. We will learn the significance of James Cook's achievements in particular his discoveries and mapping of new countries.

Vocabulary

farm labourer	someone who works on a farm.
coal merchant	someone who would transport coal from one place to another
Royal Navy	The sea-going part of the UK's military
Endeavour	a ship Cook sailed
voyage	a planned visit

Rose Wood Academy: Enquiry Driven Learning Overview

Unit Title: What were the achievements of Captain Cook?

Y2
Spring 1

End Point - The aim of this unit is for pupils to:

- Deepen understanding of the world's seven continents
- Name and locate the world's five Oceans (Atlantic, Pacific, Indian, Arctic and Southern)
- Know the significance of the North and South Pole and the equator
- Use compass points to describe a route
- Know that the earth is a globe

End of unit assessment task:

Labelled map of the route of Captain Cook with paragraph explaining his route using geographical vocabulary studied and the significance of places relative to the equator/poles

Links:

History - significant historical events, people and places in their own locality
Text – 'Meet Captain Cook' – Rae Murdie

Prior Learning:

- Name and location of the four countries of the UK and their capital cities
- Name and location of the seas surrounding the UK
- Name and location of Middlesbrough and North Yorkshire
- Know the four compass points
- Understand what the coast is
- Know the name and location of the world's seven continents (Asia, Africa, North America, South America, Antarctica, Europe and Oceania)
- Know that a continent is a large area of land that contains different countries
- Know the seas surrounding the UK

Rose Wood Academy: Enquiry Driven Learning Overview

Spiritual

Knowledge of, and respect for different people's faiths, feelings and values.

Social

We respect everyone, no matter their race, religion or beliefs.

Be kind and REAP the rewards

Respect different views and the way that people live.

Moral

What is right for Captain James Cook to take over the lands that he discovered?

Cultural

Respect the culture and beliefs of the Aboriginal people.

Rose Wood Academy: Enquiry Driven Learning Overview

British Values through EDC

Democracy	
The Rule of Law	Understand the rules on a ship and the role of Captain James Cook.
Individual Liberty	We recognise James Cook's and our own right to travel the world safely.
Mutual Respect and Tolerance	We will show respect when discussing the beliefs of aboriginal people.