

Rushey Green Primary Newsletter

19th
March
2021

NURSERY SPACES

We have spaces in our nursery for children that are 3 years of age before March 31st. Please enquire at the School Office.

APPOINTMENTS

Can we please remind parents and carers that all appointments should be booked for after school hours. Proof appointment will be required before the appointment date.

TERM DATES 2020-2021

Spring Term 1 2021: 5 Jan—12 Feb
Half Term: 15 Feb—19 Feb
Spring Term 2 2021: 22 Feb—31 Mar
Easter Break: 1 Apr—16 Apr
Summer Term 1 2021: 19 Apr—28 May
Half Term: 31 May—4 Jun
Summer Term 2 2021: 7 June—23 Jul
INSET Days: 19th April & 7th June

RGSA

Welcome back to all our children, parents/carers and friends of the RGSA. The parent teacher association is still here, but due to the pandemic our activities have been much reduce. More hopeful times are ahead and we are planning for more activities next term particularly for the summer, which will hopefully see the return of our annual summer fete and not forgetting our school disco. All of this is of course dependent on guidance from central government and their response to managing COVID-19.

Rushey Green/RGSA outstanding merchandise will be sent out next week, and you can still order items via parent pay or your class teacher. During the summer term we will be looking to recruit to the RGSA committee, and we would love new parent/carers to join the team planning new and creative ways to fund raise and engage with the Rushey Green school community.

Thank you for your continued support if you have any questions please email:

c.obi@rusheygreen.lewisham.sch.uk or l.brooks@rusheygreen.lewisham.sch.uk

MEXICO CLASS

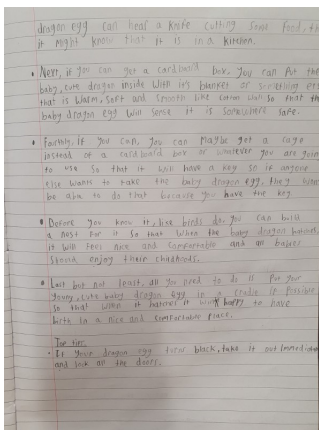
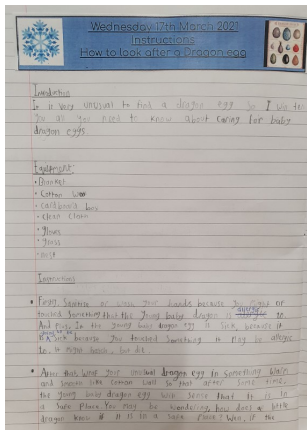


It is extremely unusual to find a dragon egg. This is not because they are scarce but because people seem to look right through them as though they are invisible.



This week Mexico class entered their classroom after play, only to find dragon footprints that

led to the sink cupboard. Amazingly, Mother dragon Shola had left behind her dragon eggs for the children to take care of.





3M had fun writing instructions for 'How to look after a dragon egg' using sequencing words, imperative verbs and conjunctions. We also painted our dragon eggs and wrapped them in cotton wool to keep them warm.

Top tip: If you discover your eggs have turned black then take them outside immediately. Return to your house and lock all the doors and windows. Black eggs belong to the deadly Horned Dragon that will attack anything it sees as soon as it is born. However, all other baby dragons are perfectly safe.

DREADFUL MENACE -YR 6 LockDown Authors



Last term, whilst working remotely the children in Year 6 were able to analyse the language and recreate their own poems based on the Dreadful Menace. During our live lesson children became so immersed in the figurative language and vocabulary, we decided to write stories using the mountain and the weather as a stimulus. As part of the writing process the pupils drafted handwritten stories, next they edited and redrafted their writing using CUPS and ARMS. Finally, pupils were able to publish their stories (using Google Docs) which included a title page and blurb. Take a look at our awesome writing which is now displayed in the Year 6 corridor.



NURSERY CLASS



Despite the interruption, the children at Nursery have settled right back into their routine. This half term we've been looking at seasons, especially spring, talking about how flowers and plants grow and what they need to survive. We've been growing our own mung beans, watching how they slowly grow and blossom over the week. Karoll's mung beans have grown so tall!



We've also been lucky enough to watch our daffodils blossom on our flowerbed outside, and we've all been making sure they get enough water to survive. Hopefully there's been enough sunshine over the last few weeks to keep them nice and healthy.



Talking about flowers and spring has also inspired some lovely artwork here in Nursery. We've been using different resources to make some flowers of our own, including paint, charcoal, wax; we've even made some flowers using tissue paper and straws!

We're enjoying the weather gradually getting warmer over the weeks and we can't wait for summer when the flowers, plants and trees will be in full bloom!

