



Welcome to Year 5 September 2020

5T - Teacher: Ms. Kozan

5J - Teacher: Ms. Campbell

5C - Teacher: Mrs. Nageh






Daily routine/timing



- Please ensure that your child arrives in time for the start of the school day. Children can enter the school building and head to their class from 8:45am. After 9:00 am they will be marked late on the register.
- Children will enter the class quietly and peg their names on the zone of regulator (more details on the next slide) by the entrance of the door. Then head straight to the sink to wash their hands.
- There will be an early morning task set on the interactive board for the children to complete. During the early morning challenge there will be calming music in the background and no talking to start the day calmly following the mindfulness curriculum that is focused across the school.
- Children will always wash their hands after break and lunch.



Zone of Regulation and Recognition Board



Zone regulator

When entering the classroom the children can find their name tags and peg themselves according to how they are feeling this morning.

What zones are there?

Green zone - ready to learn

Blue zone - tired, unwell, upset

yellow zone - irritated, restless

red zone - frustrated, annoyed, cross


The adult in the class at one point in the morning will have a conversation with the child if there are on blue, yellow or red zone.

Recognition board

During the whole day the children will try and get themselves put on 1 of the 5 recognition boards. They could be up for good team work, good listening, fantastic answers or beautiful lining up.



Uniform



Uniform

Children must be in the correct uniform.

School's green jumper

White shirt

black trousers, skirt, dress


black school shoes.

PE


Children should bring a change of clothes for PE.

- White polo shirt
- Green shorts/plain jogging bottoms
- Either trainers or plimsolls.

The school PE uniform and school uniform can be bought from the office.



Curriculum



Focus of the term across the school

Diversity and Inclusion

Big Question this half term

Why did people migrate to London?

- linked with history topic (windrush), core book in English looking at migrating, Destination reader books linked to migrating and music exploring music of the Caribbean.

Mathematics - place value, multiplication and division


Science - animals including humans

Computing- creating from scratch programme such as simple story telling


Art- portraits

RE - discovering the Hindu faith

PE - football



Homework



Homework is always set on Thursday and the deadline is Tuesday.

Homework is set online through 'PurpleMash'.

Every week the following can be expected:


Maths

Times tables

Grammar

Spelling - Children will be test on Friday.

Please ensure your child is reading 30 minute every day.



How can you help with reading?

- Read yourself. Set a good example by reading for pleasure and talking about the reading you do at work and home.
- It is great to encourage independent reading; older children still enjoy being read to, both at bed times and at other times during the day.
- Your child does not have to read books alone; newspapers, magazines, comics, TV guides, cookery books and the internet are great too.
- Discuss reading with your child; ask them if there was anything interesting in what they've read recently.






How can you help with reading?



- Ask lots of questions about the story. What would you have done if you were.....? Does this book remind you of any thing that has happened to you? Can you guess what is going to happen next?
- Visit your local library – **it's free to join**. As well as taking out story books, use visits to the library as a time to find books and CD ROMs about your child's hobbies and interests.
- Encourage your child to read to younger family members and friends.
- Keep in touch with school. Make sure your child swaps their home reading books regularly at school and try to make a regular time slot to hear them read. Record your comments in their reading record for the class teacher to see.
- Make sure your child has a dictionary to check the meanings of new words they encounter in their reading.



Challenge



1. Providing Outstanding teaching

- Catering for different learning styles: Visual, Auditory and Kinaesthetic

2. Differentiated activities


- Differentiation by ability
- Differentiation by outcome

3. Effective Feedback


- Verbal
- Written
- Encourage pupil response

4. Assessment

- Teacher assessment
- Peer assessment
- Self-assessment




Twitter



If you do use twitter please head over to twitter and follow your child's class twitter page.




Questions



Any questions?



Thank you



We appreciate you taking time to join this meeting.