


Talking about the Shapes of Everyday Objects

Home Learning Challenges



Go on a nature walk to your nearest park or open green area. What natural objects can you find? Can you describe their shape? Group the curved objects and the straight objects.



Draw a picture of your favourite place; it could be the beach, your house, a place you've been on holiday or an imaginary place.


Have a look at your picture and see what different shapes you can see. Are there any curved objects? Are there any round objects or straight objects?

Collect some objects you can find in your house that are 3D shapes, e.g. cereal packet, crisp tubes, boxes of tea, oranges and DVDs. Sort them out into groups of the same shapes. How many objects do you have with corners? How many round objects do you have? How many have curved edges or sides?



Make or buy some salt dough. Find some different objects in your house and use them to make prints in the dough. What kind of marks do the objects make? Are there some that make straight lines and some that make curved lines? Are there some that are long and some that are short?

Build a vehicle using empty packaging. Which objects would be best for the wheels? Which objects would be best for the windows? Take a picture and bring it into school.



Hold a competition with a friend or someone who lives in your house. See if you can find: 5 round objects, 4 tall objects, 3 objects with straight sides and 2 objects with more than 4 sides. Take a picture of what you find.

