

Mystery story

Wednesday 13th January 2021

Planning

- ▣ Today, you are going to start planning your own mystery narrative featuring characters and setting of your choice.
- ▣ I want you to use between 5-7 plotpoints to tell your story. Remember each plotpoint is a paragraph.

Story journey



Setting and character description.

X



Looking for clues

X



Finding the thief

X




X

Plot = problem

X

Choosing bait



Draw a story journey for your own story. Think how your character may be feeling during each plot point. You can write some bullet points or draw it.



10
9
8
7
6
5
4
3
2
1






























-1
-2
-3
-4
-5
-6
-7



-8
-9
-10

Writing lenses

- ▣ We are going to use some of the same lenses as we have used for the guided part of the writing.
- ▣ You can change one lens for another one you would like to use in your story.

FANTASTICS	        
Grammaristics	        
Boomtastics	        

Story journey



Setting and character description.

X



Looking for clues

X



X

Plot = problem




Finding the thief

X



X

Choosing bait



Planning your story

- ▣ Add extra the lenses you want to use on your story map.
- ▣ Take a picture of the map and upload it to your portfolio.