

Mystery story

Thursday 14th January 2021




























INDEPENDENT WRITING

Can I write a setting and character description?



Writing your own mystery story

- ▣ Today, you are going to write the first paragraph of your own story.
- ▣ Every day for the next 5 days we will ask you to write one or two paragraphs. You need to follow your own story plan which you created yesterday (Wednesday).
- ▣ We will try and give you lots of tips and advise each day.

F	A	N	T	A	S	T	I	C
Feeling 	Asking 	Noticing 	Touching 	Action 	Smelling 	Tasting 	Imagining 	Checking 
GRAMMATISTIC								
Adverbs and adverbial phrases 	Basics 	Complex Sentences 	Dialogue and Contracted Forms 	Purpose 	Paragraphs 	Passive/Active Voice 	Past and Present Tense 	Punctuation 
BOOMTATSIIC								
Onomatopoeia 	Alliteration 	Rhyme 	Repetition 	Simile 	Metaphor 	Pathetic Fallacy 	Pun 	Personification 

Plotpoint 1



- ▣ In this paragraph you need to introduce the character and the setting. Tell the reader what they would notice in particular about the setting and the character. What does the character like doing?
- ▣ Use the noticing lens, good verbs and adjectives.
- ▣ There are examples on the next slide.

Setting description



- ▣ Start your story by describing the setting. Use the noticing lens. What can you see? What can you hear? What is the time of day? Is it hot or cold? You can make it as detailed as you like.

Example

- ▣ Despite the rain, Sophie looked up the tall tower. The early morning light gave the stone a soft yellow hue. Behind her she could hear people setting up their stalls in the market square.

Character description



- ▣ Tell me what your character is doing and give some information about her appearance. You can use the wordmats from last week to help you find good words. They are still on the remote learning page, in the archive.

Example

- ▣ Sophie turned around and crossed over to the bakery. Her tummy was rumbling. She wiped her long wet fringe away from her forehead and avoided a puddle, keeping her new blue shoes dry.