

Can I measure lengths in  
cm?

Year 3 and 4, Tuesday 26<sup>th</sup> January 2021 SEND

# Watch the video

- <https://vimeo.com/503131096>
- Now complete the questions on the next slides

## Measure length (cm)

- 1 How long is the pen to the nearest centimetre?



The pen is  cm long.

- 2 How tall is the doll to the nearest centimetre?



cm

- 3 Use a ruler to draw the lines.

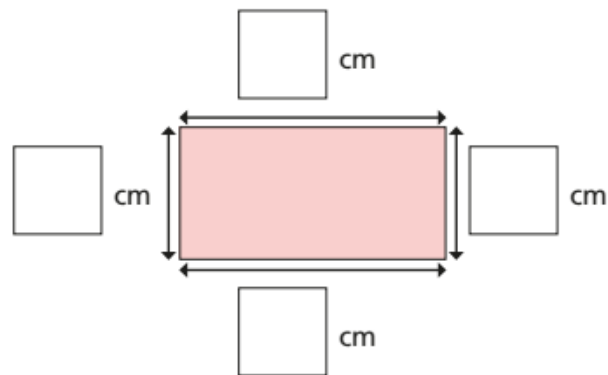
a) 12 cm long

b) 7 cm long

c) 8 cm long

- 4 How long is each side to the nearest centimetre?

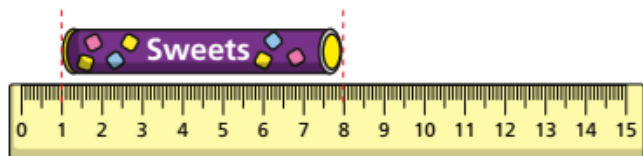
Measure and label the rectangle.



- 5 Rosie measures the length of a tube of sweets.



The tube is 8 cm long.



- a) Do you agree with Rosie? \_\_\_\_\_

Talk about it with a partner.

- b) How long is the tube to the nearest centimetre?



- 6 You cannot use a ruler to measure the line.



Why not? How could you measure it?

- 7 a) Draw a line that is between 6 cm and 9 cm long.



- b) How long is your line to the nearest centimetre?



- 8 Amir has a 15 cm ruler.



I cannot measure anything that is longer than 15 cm.

Is Amir correct? \_\_\_\_\_

How could he measure an object longer than 15 cm?

Talk to a partner.



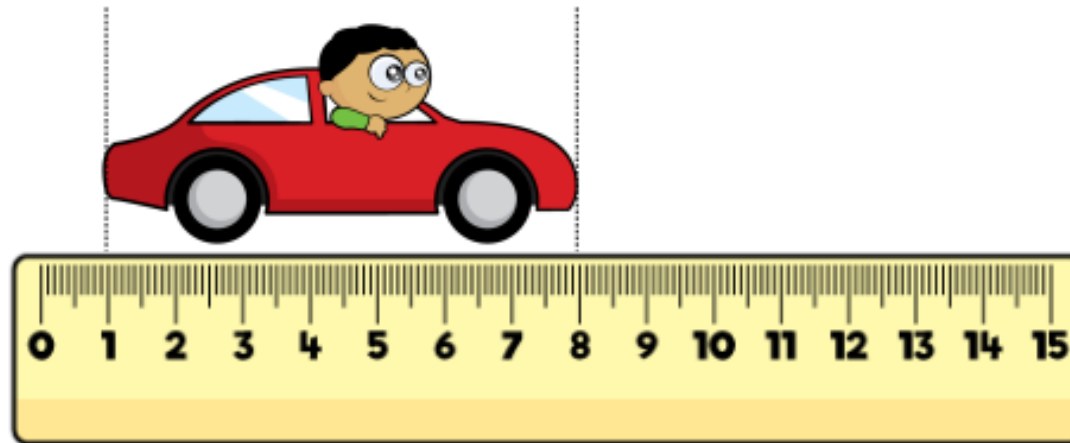
# Lightbulb task – use an ACE answer

Answer Calculate Explain

True or False ?

Measure length (cm)

The toy car is 8 centimetres long.




# ANSWER sheets

- Please check your answers using the answer sheets on the next slide.
- If you have made a mistake, can you explain what you did wrong and what you should have done instead?

## Measure length (cm)




- 1 How long is the pen to the nearest centimetre?



The pen is  cm long.

- 2 How tall is the doll to the nearest centimetre?



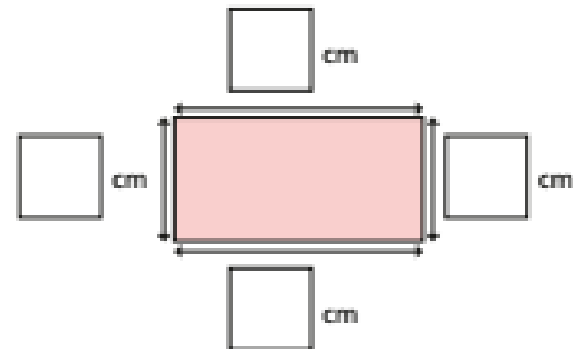
cm

- 3 Use a ruler to draw the lines.  
a) 12 cm long

- b) 7 cm long

- c) 8 cm long

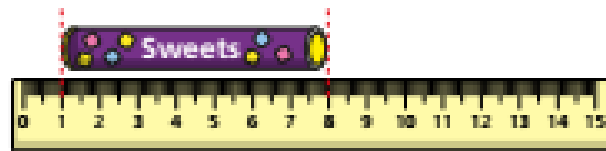
- 4 How long is each side to the nearest centimetre?  
Measure and label the rectangle.



- 5 Rosie measures the length of a tube of sweets.



The tube is 8 cm long.



- a) Do you agree with Rosie? No

Talk about it with a partner.

- b) How long is the tube to the nearest centimetre?

7 cm

- 6 You cannot use a ruler to measure the line.



Why not? How could you measure it?

- 7 a) Draw a line that is between 6 cm and 9 cm long.



- b) How long is your line to the nearest centimetre?

□ cm

- 8 Amir has a 15 cm ruler.



I cannot measure anything that is longer than 15 cm.

- Is Amir correct? No

How could he measure an object longer than 15 cm?

Talk to a partner.



# ACE answer lightbulb task

Answer

Calculation


Explanation

True or False ?

Measure length (cm)

**False**

The toy car must be lined up with the 0



White Rose Maths