

Can I compare area?

Year 4 Tuesday 2nd February 2021

Watch the video

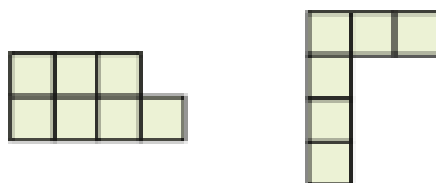
- <https://vimeo.com/501678823>
- Now complete the questions on the next slides

Comparing area

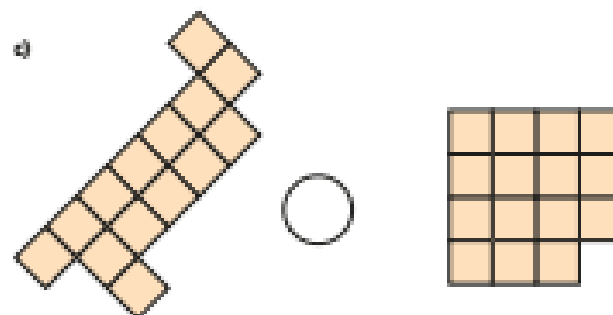
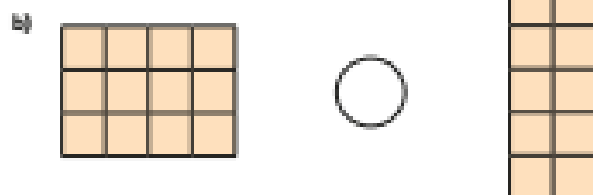

- 1 a) Tick the shape with the larger area.



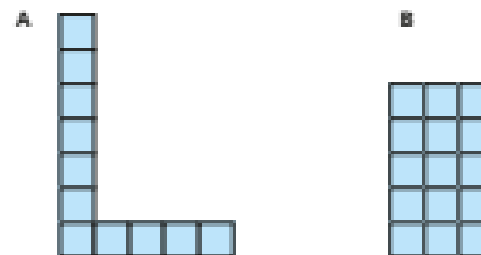
- b) Tick the shape with the smaller area.



- 2 Write $<$, $>$ or $=$ to compare the area of the shapes.



- 3 Mo draws these two shapes.

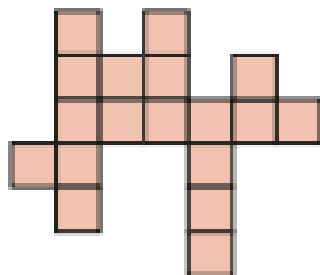


Shape B must have a smaller area than shape A because it is shorter and thinner than shape A.

Do you agree with Mo? _____


Explain your reasoning.

- 4 Here is a shape.




a) What is the area of this shape? squares

b) Draw a different shape with an area that is 2 squares larger.



- 5 Put these letter shapes in order of size.

Start with the shape with the smallest area.



- 6 Here are plans of two school fields.

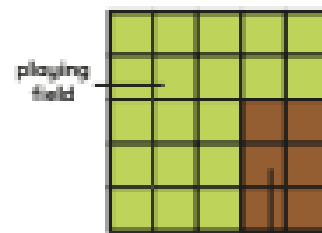
Each has a playing field and a vegetable patch.

High Street School



playing field

Main Street School



playing field

vegetable patch

- a) What is the difference in the area of the playing fields?

The difference in area of the playing fields is squares.

- b) What is the difference in the area of the vegetable patches?

The difference in area of the vegetable patches is

squares.

- c) High Street School doubles the size of its vegetable patch.

Main Road School adds 1 square to its vegetable patch.

Which school now has the larger vegetable patch?

Show your working.


_____ School now has the larger vegetable patch.



True or False?

Comparing area

I can change the area of the shape by rearranging the squares.

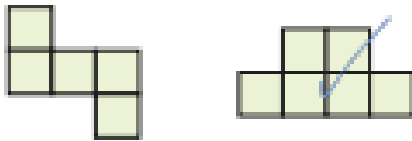


ANSWER sheets

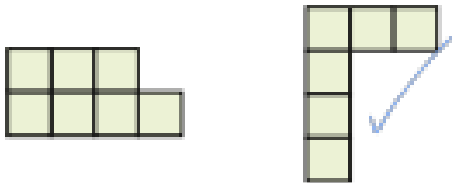
- Please check your answers using the answer sheets on the next slide.
- If you have made a mistake, can you explain what you did wrong and what you should have done instead?

Comparing area

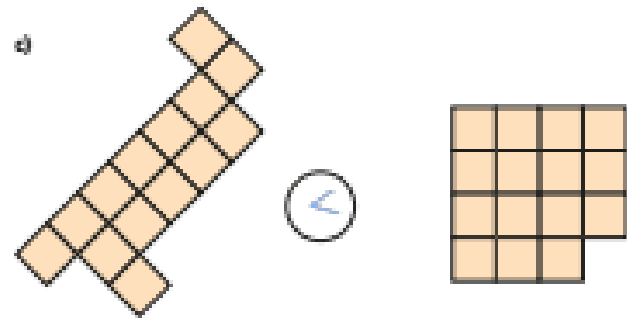
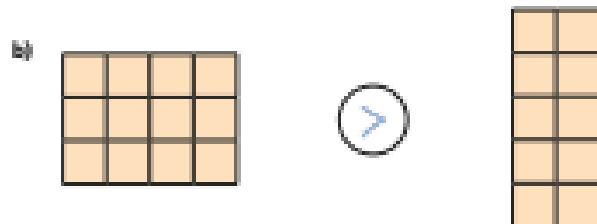

- 1 a) Tick the shape with the larger area.




- b) Tick the shape with the smaller area.



- 2 Write $<$, $>$ or $=$ to compare the area of the shapes.



- 3 Mo draws these two shapes.

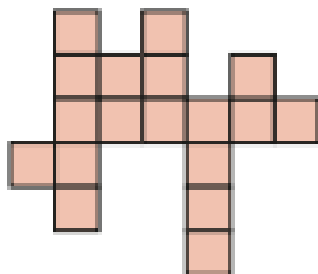


Shape B must have a smaller area than shape A because it is shorter and thinner than shape A.


Do you agree with Mo? NO

Explain your reasoning.

- 4 Here is a shape.




- a) What is the area of this shape? 18 squares
- b) Draw a different shape with an area that is 2 squares larger.



- 5 Put these letter shapes in order of size.

Start with the shape with the smallest area.



C


H

O

- 6 Here are plans of two school fields.

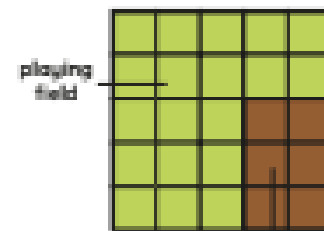
Each has a playing field and a vegetable patch.

High Street School



playing field

Main Street School



vegetable patch

- a) What is the difference in the area of the playing fields?

The difference in area of the playing fields is 2 squares.

- b) What is the difference in the area of the vegetable patches?

The difference in area of the vegetable patches is 2 squares.

- c) High Street School doubles the size of its vegetable patch.

Main Road School adds 1 square to its vegetable patch.

Which school now has the larger vegetable patch?

Show your working.

High Street School now has the larger vegetable patch.

False

If the number of squares remains the same
then the area remains the same.

