

Varied Fluency

Step 8: Unit Fractions

National Curriculum Objectives:

Mathematics Year 2: (2F1a) [Recognise, find, name and write fractions \$\frac{1}{3}\$, \$\frac{1}{4}\$, \$\frac{2}{4}\$ and \$\frac{3}{4}\$ of a length, shape, set of objects or quantity](#)

Mathematics Year 2: (2F1b) [Write simple fractions for example, \$\frac{1}{2}\$ of \$6 = 3\$](#)

Differentiation:

Developing Questions to support recognising and identifying unit fractions for halves, thirds and quarters. Using shapes only, including circles, rectangles and quadrilaterals.

Expected Questions to support recognising and identifying unit fractions for halves, thirds and quarters. Using shapes including circles, triangles, quadrilaterals and polygons. Some use of objects where all objects are arranged in arrays.

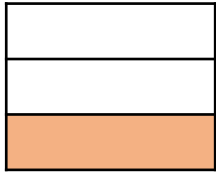
Greater Depth Questions to support recognising and identifying unit fractions for halves, thirds and quarters. Using shapes including circles, triangles, quadrilaterals and polygons, and objects where all objects are arranged at random.

More [Year 2 Fractions](#) resources.

Did you like this resource? Don't forget to [review](#) it on our website.

Unit Fractions

1a. Circle the unit fraction shown by the shaded part of the shape.



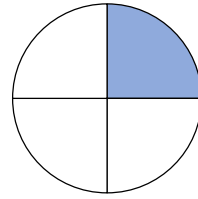
- A. $\frac{1}{2}$ B. $\frac{1}{3}$ C. $\frac{1}{4}$



VF

Unit Fractions

1b. Circle the unit fraction shown by the shaded part of the shape.




- A. $\frac{1}{2}$ B. $\frac{1}{3}$ C. $\frac{1}{4}$




VF

2a. Which image represents $\frac{1}{4}$?



A

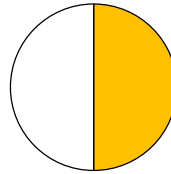


B




VF

2b. Which image represents $\frac{1}{2}$?



A

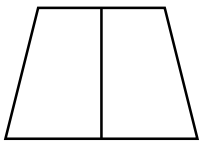


B

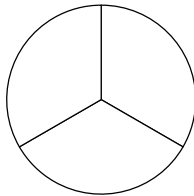


VF

3a. Shade the given fraction for each shape.



$\frac{1}{2}$

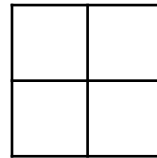


$\frac{1}{3}$



VF

3b. Shade the given fraction for each shape.



$\frac{1}{4}$




$\frac{1}{3}$



VF

4a. Match the image to the unit fraction.



$\frac{1}{4}$



$\frac{1}{2}$



$\frac{1}{3}$




VF

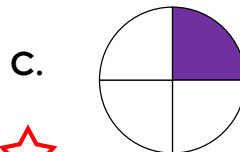
4b. Match the image to the unit fraction.



$\frac{1}{3}$



$\frac{1}{4}$



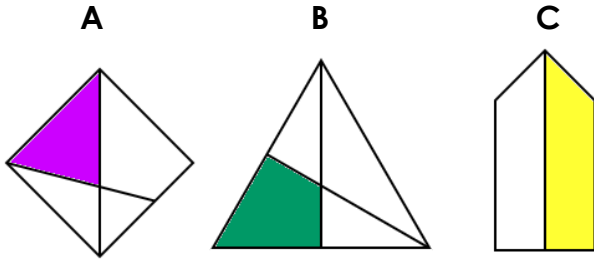
$\frac{1}{2}$



VF

Unit Fractions

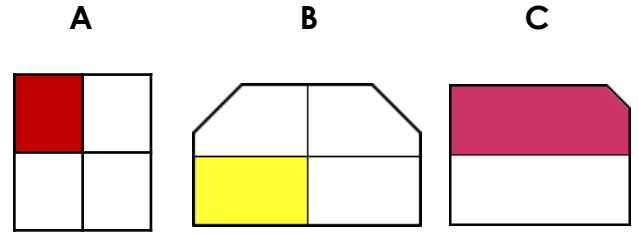
5a. Circle the unit fraction.



VF

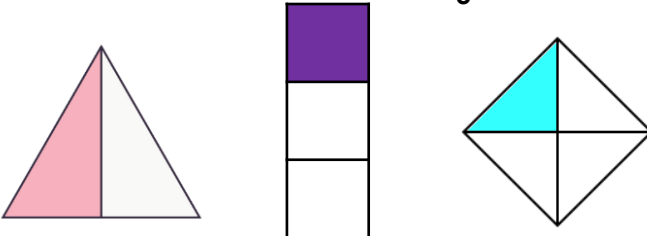
Unit Fractions

5b. Circle the unit fraction.



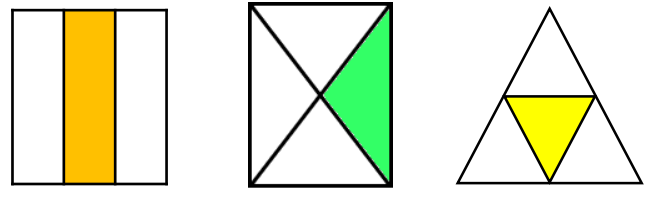
VF

6a. Which image represents $\frac{1}{3}$?



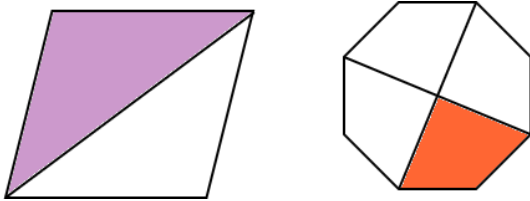
VF

6b. Which image represents $\frac{1}{4}$?



VF

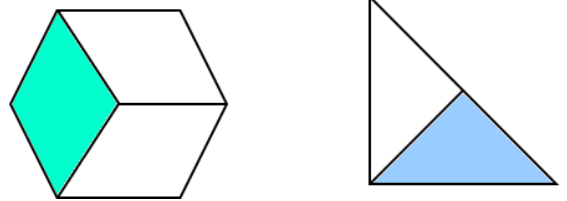
7a. Write the fractions shown.





VF


7b. Write the fractions shown.





VF

8a. Match the image to the unit fraction.



$\frac{1}{4}$



$\frac{1}{2}$



$\frac{1}{3}$



VF

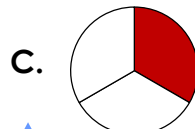
8b. Match the image to the unit fraction.



$\frac{1}{3}$



$\frac{1}{4}$



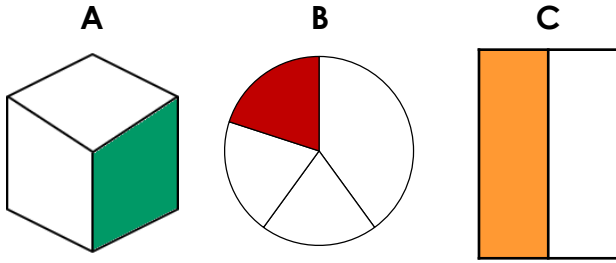
$\frac{1}{2}$



VF

Unit Fractions

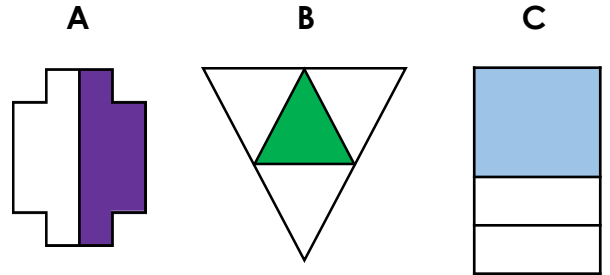
9a. Circle the unit fractions.



VF

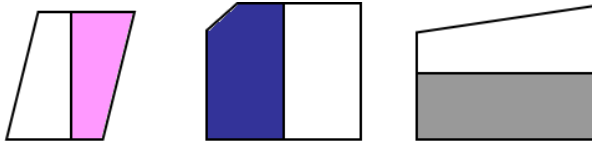
Unit Fractions

9b. Circle the unit fractions.



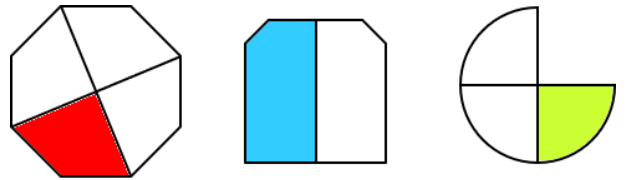
VF

10a. Which image represents $\frac{1}{2}$?



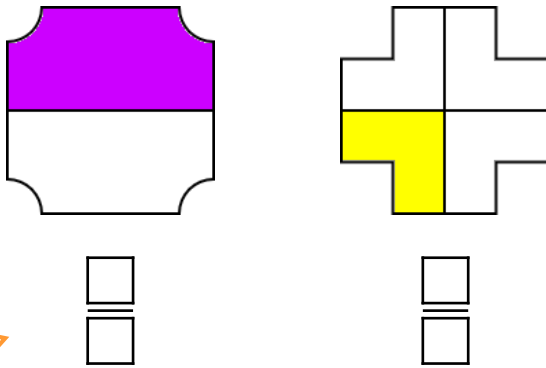
VF

10b. Which image represents $\frac{1}{3}$?



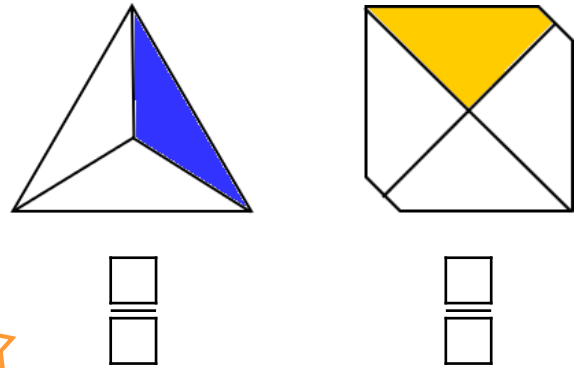
VF

11a. Write the fractions shown.




VF

11b. Write the fractions shown.



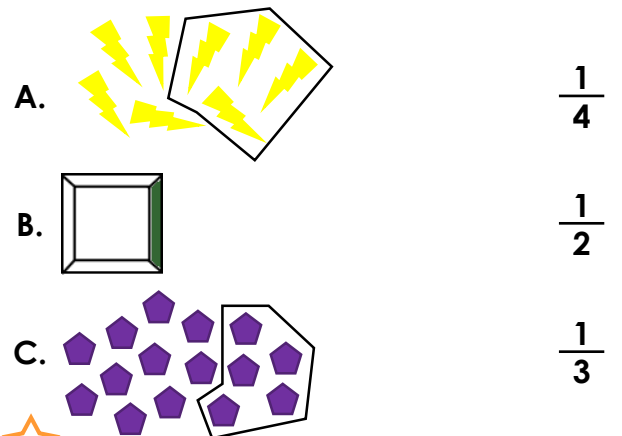
VF

12a. Match the image to the unit fraction.



VF

12b. Match the image to the unit fraction.



VF

Varied Fluency Unit Fractions

Developing

1a. **B**

2a. **B**

3a. **one part of each shape shaded**

4a. **A. $\frac{1}{3}$; B. $\frac{1}{4}$; C. $\frac{1}{2}$**

Expected

5a. **C**

6a. **B**

7a. **$\frac{1}{2}$ and $\frac{1}{4}$**

8a. **A. $\frac{1}{3}$; B. $\frac{1}{4}$; C. $\frac{1}{2}$**

Greater Depth

9a. **A and C**

10a. **A**

11a. **$\frac{1}{2}$ and $\frac{1}{4}$**

12a. **A. $\frac{1}{3}$; B. $\frac{1}{2}$; C. $\frac{1}{4}$**

Varied Fluency Unit Fractions

Developing

1b. **C**

2b. **A**

3b. **one part of each shape shaded**

4b. **A. $\frac{1}{2}$; B. $\frac{1}{3}$; C. $\frac{1}{4}$**

Expected

5b. **A**

6b. **C**

7b. **$\frac{1}{3}$ and $\frac{1}{2}$**

8b. **A. $\frac{1}{4}$; B. $\frac{1}{2}$; C. $\frac{1}{3}$**

Greater Depth

9b. **A and B**

10b. **C**

11b. **$\frac{1}{3}$ and $\frac{1}{4}$**

12b. **A. $\frac{1}{2}$; B. $\frac{1}{4}$; C. $\frac{1}{3}$**