




## May is the month of Mary Year 4 create May Altars at home

Year 4 traditionally prepare and lead the school mass to honour Our Lady, decorating the church with portraits of Mary in her various roles: Star of the Sea, Queen of Heaven or Our Lady of Consolation, for example. As we cannot celebrate in school together, we designed our own May Altars. Using blue and white cloths, we drew images of Our Lady or used statues, candles, flowers like roses, ivy and focus for Mary, our

rosary beads and fresh irises, to prepare a prayer heavenly mother.





## Art from this week's home learning



### **HIDDEN GALLERY ART COMPETITION**

Based in Bristol and Brighton, the Hidden Galleries sell hand-signed and original work by the major artists of the 20th and 21st Centuries alongside work by leading contemporary and urban artists. They are holding an art competition for children of all ages. Milo, in Year 5, has already submitted his fantastic entry, which can be viewed on their website. Click on the link below to enter:

<https://hiddengallery.co.uk/competition>

**The competition runs from the 1st April to the 31st May 2020.**

**LOVE – LEARN – GROW – WORSHIP**

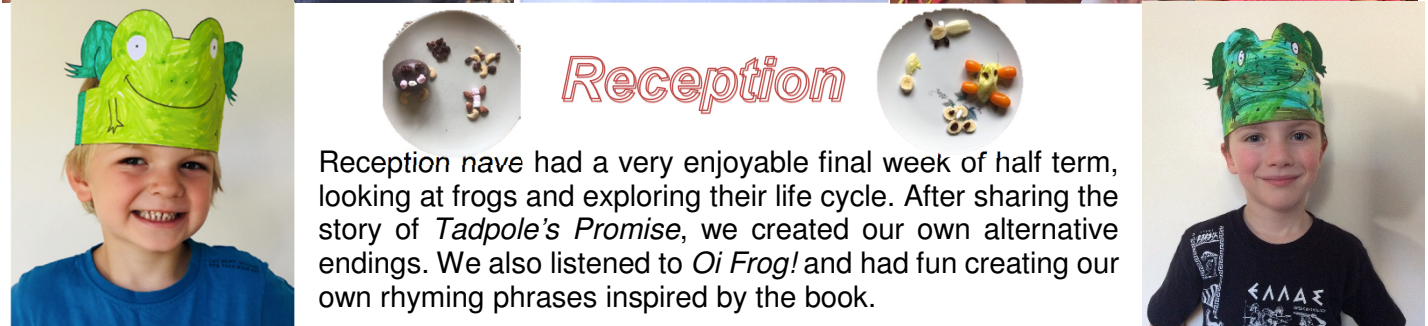
Key policies are available via the school website or on request from the school. Follow us on Instagram [sacredheartwadhurst](#)



# Another busy and exciting week at Sacred Heart School where remote learning is fun!

## Nursery

This week Nursery have been learning about the lifecycle of a frog. We made bubble pictures to represent frogspawn, we made frog headbands and sequenced the stages of development.



Reception have had a very enjoyable final week of half term, looking at frogs and exploring their life cycle. After sharing the story of *Tadpole's Promise*, we created our own alternative endings. We also listened to *Oi Frog!* and had fun creating our own rhyming phrases inspired by the book.

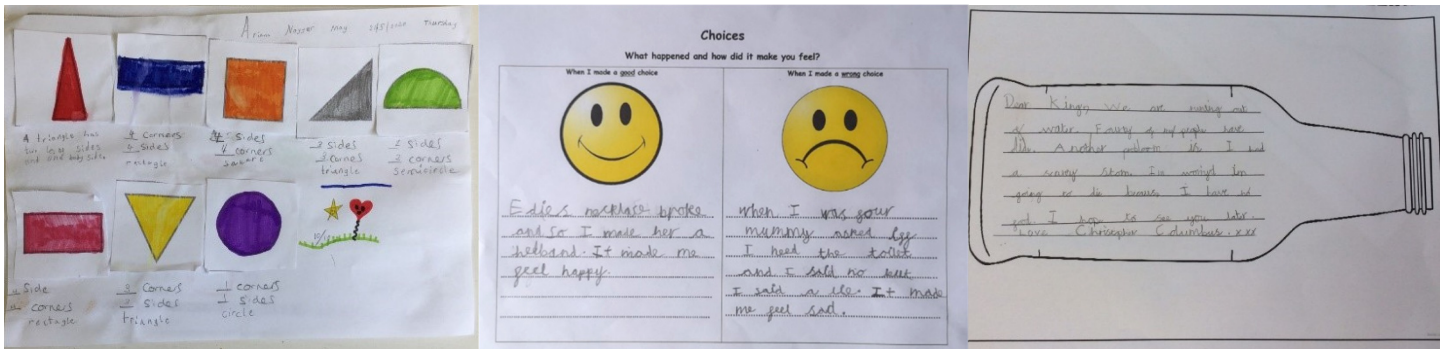


LOVE – LEARN – GROW – WORSHIP


Key policies are available via the school website or on request from the school. Follow us on Instagram [sacredheartwadhurst](#)



# Year 1



In English, the Y1 children turned into very promising authors, writing their own version of *Handa's Hen*, producing beautiful, well-illustrated story books! The new RE topic is *Being Sorry* and the children have shown they can reflect thoughtfully on their own good and less good choices. They wrote prayers and thank you cards imagining they were Levi, being helped by Jesus to change his ways. In Maths, after having become expert at working out change from 30p, they enjoyed naming and describing 2-D shapes and making clever patterns. In Art they made beautiful, colourful 2-D pictures. Christopher Columbus was this week's Great Explorer and as you can see, he wrote a heartfelt message in a bottle to the Queen of Spain, just in case he wouldn't make it back home.



# Year 2

**In Science we have been looking at the function of a leaf and identifying different leaves in our local environment. We then made leaf animals and named them according to the leaf used. Hello to "Birchtrude the Mouse" and "Maple Rudolph"! (See the Art Gallery on page 2)**

**In English we enjoyed the story of *The Diary of a Wombat* and wrote our own pesky pet diaries. Olivia's made us all laugh! Apparently all the antics are based on her naughty (but lovely) dog, Tilly! We have also been writing instructions. Here are Jude's instructions for *How to Catch a Dragon*!**

- ❖ Find some bait.
- ❖ Wait until a new moon arrives.
- ❖ Take a very large net. It needs to be as big as a tree and as light as a feather.
- ❖ Wait until sunset.
- ❖ Get a bright blue hook.
- ❖ When the sunset arrives red, the dragon will come.
- ❖ Jump over the lake, through the forest and hook the dragon by his tail.
- ❖ Ride on the dragon until you get to the lake.
- ❖ Fly over the lake and forest as fast as the wind until you get home.

## DIARY OF A DOG by OLIVIA

### Saturday

*At breakfast I jumped onto the table and ate Olivia's toast because I was helping to clear up the mess. Olivia didn't look happy and said she was hungry.*

*I went on a long walk on my own to find Olivia some food. I came back with a goose egg in my mouth as a present. Olivia shrieked! I don't understand why she didn't like it because it's so tasty!*

*I was feeling tired so I crept upstairs to Olivia's bed for a snooze. I had a good scratch and got rid of all the mud from my fur.*




*At bedtime Olivia got into bed and saw me there. She looked a bit cross so I gave her a lick on the face to make her happy again!*



## Year 3

In Year 3 it has been another busy week! We have been working on the legend of *King Arthur and the Sword*, comparing film with written versions and improving the story with our own additions. We have also been looking at poetry by Robert Louis Stevenson. We wrote about our perfect day of indoor play which included giant wings made of leaves, making dens from duvets, building Lego and disco dancing like chickens! Luckily the weather has been so wonderful this week we haven't had to play indoors. In Art we have been getting out and about looking at garden creatures and drawing patterns inspired by their markings.

We are all looking forward to a well-earned rest next week!



## Year 4

Over at Y4 HQ, we have had another busy week exploring symmetry in Maths and composing Odes in English - read some of them below based on our favourites things! We have also been inventing alongside the *Great Exhibition at Home* challenge. Well done to all Y4 designers and inventors who have some great ideas for products for the future! In Science, we explored the work of botanical illustrators like Beatrix Potter and marvelled at the photographic art of Levon Biss. Congratulations to all Year 4 for their hard work this half term and using your Growth Mindset. We have enjoyed many amazing moments and lots of super hard work.

### Pizza! Pizza!

Pizza! Pizza!

You're the best

I love you oh pizza I just can't rest

When you fed me when I was sad

That is why I try not to be bad

Your lovely flavour is peace

that is why you're my every day feast

Pizza! Pizza!

You're wonderful stuff

I gobble you down until I bust

It's just that I can't get enough

Pizza oh Pizza you put me to the test

Pizza oh Pizza you are the best



Written by  
Lily

### My ode to the mango

Oh you are my beloved mango,

You're like the cotton candy at the summer fair.

I love the way you have fluffy flesh that is scrumptious,  
syrupy and squishy,

You are the fruit of the gods that I worship.

When I taste you, I feel like I'm in pure heaven,

You are the deliverer of my magical mango moments.

And most importantly, you are mine, oh golden, sweet mango

Written by BeaBea



Michael SCB

Electric Pen/Pencil

15/5/2020

My idea is a pencil/pen that when you draw it makes power from the pressure of your drawing and if you keep on drawing it will mean your pen is full with power and then you go to a converter that will take all of the juice that is in the pen. When you have done that it will give you a battery and with that you can put that battery into a light or something that uses electricity. Then it will be empty and it will last for a week and then you need to refill it again and all of the kit costs £50 to buy it.




LOVE – LEARN – GROW – WORSHIP

Key policies are available via the school website or on request from the school. Follow us on Instagram sacredheartwadhurst




## Year 5

This week Year 5 have been listening to the wonderful story of "Eric" by Shaun Tan and practising modal verbs. Eric is possibly a visitor from another planet, certainly, he is very unusual. Children read the story and answered questions on it using modal verbs. Next they studied the illustrations in the book and drew their own illustration in the same style to show what Eric did on his next adventure.




The children then read 'Caged Bird' by Maya Angelou and thought about what it would be like to be a caged rather than a free bird. They read an author profile of Maya Angelou and evaluated poetry performances and prepared for their own poetry performance.



In Maths Y5 have been working on decimal calculations as well as multiplication.

They have been investigating the work of Stephanie Kwolek in Science and her invention of Kevlar. They completed an investigation into how hard different materials are, and whether weight makes a difference to the strength of materials. In History they have been investigating Viking Danegeld and the poem by Rudyard Kipling. The children were asked to create illustrations for the poem and this is George's work:-

In ICT they have been finding out how to use graphics in Paint and Word.



## Year 6



This week the children in Year 6 have been working hard to complete their Geography projects. The work has been beautifully presented and they have learnt so much about their chosen countries.

In RE they learnt about the life and death of Maximilian Kolbe which helped them to think about how they can be living witnesses in our world today. They wrote letters to Mrs Blake to explain how they could do this.



They have also been learning about the artist Romero Britto and have begun to design their own pieces inspired by the artist.


The Daily Dingbats in their Learning Pack have proved rather popular too, so we thought that we would include some here - solutions next week!



# Mrs Blake's Highlights

Dear Mrs Blake,

How can I be a witness? I think I can be a modern-day witness by doing things to help my family, people in my community and all around the world. It could be as little as smiling at someone to give them a positive boost or giving your pocket money to people in need. All these things benefit others and makes us feel good inside. The deed of the day!




## My good deeds of the week!

Today I won a prize on my game and shared it online with my friends because they are always kind to me.

Jesus always shared everything he had with others.

I made a little book for my buddy as I miss her so much and wanted to cheer her up because she means the world to me.

Jesus was selfless and always put others first.



I also made a picture of Noah's Ark for my Local Parish's magazine to spread the word of God and make people smile!

CD

Dear Mrs Blake,

I try to be a living witness at school by teaching others, especially the younger children how to behave, how to get along and how to respect our Mary Garden and God. At home, I try to do the right thing even though it may be hard sometimes and to stay positive at this time.

I try to do as much as possible because I want to be as close to God as I can and I try hard to do this every day!

At school, I use this message with the younger children to show them how to do this more often and so they can do the same to others.

If people around me do the same, then the world will be much better place and more positive and hopefully this message will spread.

Sending virtual hugs Amelie xxx

## Music Contributions



A few of Mrs Chapmans pupils have made a musical shaker to use every Thursday at 8pm, to say a BIG thank you to the NHS for all their hard work and care that they have given during these very difficult times.

Mrs Crowley's pupils have been enjoying lessons on line and developing their composition skills.

### Up and Down the Stairs By Hugo



### Olivia's Lockdown Lament



### *The Serenity Prayer (to cut out and keep)*

*God grant me the **serenity** to accept the things I cannot change;*

***courage** to change the things I can; and **wisdom** to know the difference.*

**LOVE – LEARN – GROW – WORSHIP**

Key policies are available via the school website or on request from the school. Follow us on Instagram sacredheartwadhurst