



NEWSLETTER NO.7 SUMMER TERM – 12 JUNE 2020



Our Liturgy this week was on the mystery of the Trinity. Having reflected on the different aspects of ourselves that we reveal in different relationships: sister, mother, teacher, friend, child, pupil.... the children were asked to design their own symbols for the three aspects of God in one Trinity. We found that love is the glue that connects all aspects of these relationships, personal and divine.



CONGRATULATIONS:

- **Sophie Y5, Alice Y2, Bella Y3 and Lettie Y4** nominated 'Musicians of the Week' by Mrs Chapman for excellent work done in all remote lessons.
- **George Y5** achieved his Orange stripe belt in Karate

Dance Mat Typing



Jude Y2 is a world record breaker! He took part in the largest online Art lesson run by Rob Biddulph.

OPEN MORNINGS

In place of scheduled Open Mornings and to enable families a virtual experience, Mayfield has produced a new Open Morning presentation. Mayfield is an Independent Boarding and Day School located in Mayfield East Sussex. <https://www.mayfieldgirls.org/admissions/mayfield-school-presentation>

LOVE – LEARN – GROW – WORSHIP

Key policies are available via the school website or on request from the school. Follow us on Instagram [sacredheartwadhurst](https://www.instagram.com/sacredheartwadhurst)

Another busy and exciting week at Sacred Heart School where remote and in-school learning is fun!

Nursery

This Nursery children at school and those at home have been enjoying a variety of under the sea activities. Some of the activities included listening to stories about Bright Stanley, and Tiddler, collage fish, fishing for numbers and making their own puzzles. Please enjoy some pictures of some of these activities.






LOVE – LEARN – GROW – WORSHIP

Key policies are available via the school website or on request from the school. Follow us on Instagram [sacredheartwadhurst](#)

Year 1

Year One have had a very busy and varied start of the summer term. After reading Handa's Hen, the children made beautiful landscapes inspired by the book's colourful illustrations. In RE, the prophet Isaiah made them reflect on why being kind to others is so very important and they wrote their thoughts in a beautifully decorated candle. The children – and their teacher- enjoyed a Harry Potter themed yoga session this week and energetic music lessons with lots of different dynamics and actions. You may guess who turned out to be most flexible, children or teacher with no prizes for the right answer! The warm-up to the singing felt almost like another yoga session! Superheroes were on the menu during the English lessons this week and under the letter B in The Superhero ABC book we found Bubble-Man who wears Boots and Blows Big Bubbles at Bullies! The children then wrote about their own famous Superhero and even made up their own such hero!




LOVE – LEARN – GROW – WORSHIP


Key policies are available via the school website or on request from the school. Follow us on Instagram [sacredheartwadhurst](#)

Year 3

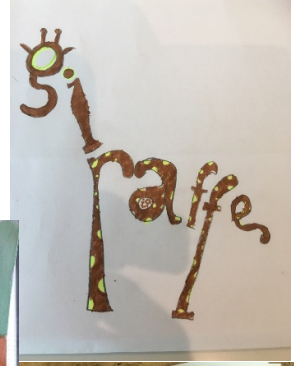
The last couple of weeks have been all about pigeons for Year 3! In our English lessons we have learnt about carrier pigeons that were used during WWII, including the famous Mary of Exeter. We then learnt about another homing pigeon called The King of Rome who flew home to Derby having been released in Rome. We heard his story through a folk song



written about him and then turned his story into a storyboard using the lyrics as inspiration. Also in our English lessons we have been trying our hands at making calligrams. These are drawings of animals using the letters of the animal names to make their shapes, seen here in



Myles' shark and Fabian's giraffe. Our Art lessons have been taken up with finding out about different artists. Last week we were inspired by Henri Rousseau and this week we learnt about Wassily Kandinsky. Some of us went on to produce our own abstract artworks and some of us did our own versions of his painting, Squares with Concentric Circles. We also had a go at making our own Kandinsky inspired music using Chrome Music Lab. It has been a busy few weeks!



Music

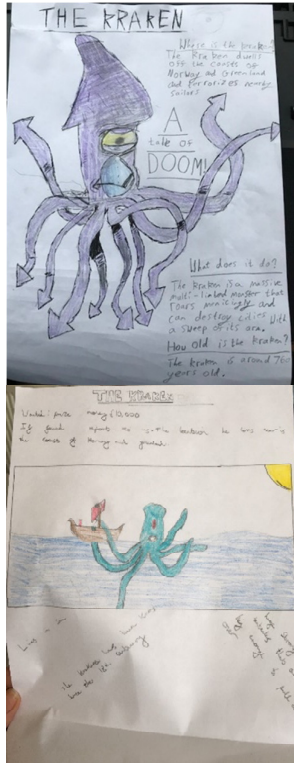
Everyone is enjoying their music lessons via Zoom! Several children are very close to being ready for exams and will be doing an online performance based exam where they will record themselves instead of at an exam centre. We're all enjoying our lessons and it's nice to still get to see one another, despite not being at school. *Mrs Bradford.*




LOVE – LEARN – GROW – WORSHIP

Key policies are available via the school website or on request from the school. Follow us on Instagram [sacredheartwadhurst](#)

Year 5



Year 5 have been reading more of Shaun Tan's stories about lost things and another story called "The Promise" about planting seeds, spreading love and trying to make our world a better place. A very relevant theme just now! They have also been examining famous sea monsters in Literacy. They researched one of the sea creatures and drew their own posters highlighting the main features of their chosen monster. Their posters were really fantastic!



In Science they have been checking Leonardo Da Vinci's rules about proportion by measuring themselves and other members of their family. This was great fun and there were some surprising results as not everyone was found to follow these proportions.

DA VINCI PROPORTIONS

These are Leonardo Da Vinci's ideas about the proportions of the human body:-

The length of the outspread arms is equal to the height of a man.	The distance from the elbow to the armpit is one eighth of the height of a man.
The length of a hand is one tenth of the height of a man.	The distance from the elbow to the tip of the hand is one fifth of the height of a man.
The distance from the top of the head to the bottom of the chin is one eighth of the height of a man.	The maximum width of the shoulders is one quarter of the height of a man.

Complete this table with your measurements to find out:-

Height (cm)	Da Vinci Proportion to check	Measurement	Is Da Vinci's proportion accurate?
Height in cm 150cm 174cm	Width of shoulders is one quarter height.	Width of shoulders in cm 36cm	Multiply the width of your shoulders by 4 to see if it equals your height. $36 \times 4 = 144\text{cm}$ $42 \times 4 = 168\text{cm}$
Height in cm 150cm 174 cm	Distance from elbow to tip of hand is one fifth of height	Distance from elbow to tip of hand in cm 39cm 45cm	Multiply distance by 5 to see if it equals your height. $39 \times 5 = 195\text{cm}$ $45 \times 5 = 225\text{cm}$
Height in cm 150 cm 174 cm	Choose your own proportion to check The distance from the top of the head to the bottom of the chin is one eighth of the height of a man.	Distance from top of head to chin 20cm 35 cm	Multiply measurement by 8 $20\text{cm} \times 8 = 160\text{cm}$ $35 \times 8 = 280\text{cm}$

1. What do your results show? Were Da Vinci's ideas about the proportion of the human body accurate for you? Some of my results were reasonably accurate but not exact.
2. If they weren't accurate can you think of any reasons why?
I am growing so my proportions might not be right.
My sister Phoebe has scoliosis so her proportions may not be accurate.
We found it hard to know exactly where to measure to and from.
Proportions of people may have changed since Leonardo's time.
3. Can you test someone else in your family? Do their proportions work with Da Vinci's ideas?
My sister's proportions didn't work either.



Sophie in Year 5 has been using her time wisely and developing some new hobbies during lock down. As well as taking a keen interest in gardening, she also made this fantastic cake all on her own. It looks so delicious!



They have also been very busy in Maths, adding and subtracting decimals and plotting coordinates. In Latin they have been learning all about shopping in Roman times and how to ask for drinks in French. In ICT they have been learning how to use formulae in Spreadsheets. Everyone has been working very hard.



Creating a negative

As part of their work on Pop Art, Year 5 have been looking at the work of Andy Warhol and have been inspired to create their own designs based on his work. Sophie used her computer to create her own Pop Art images of her dog. Liberty created her piece using a screen-printing kit, experimenting with different colours in acrylic paint. The results are absolutely fantastic!



Sophie



Liberty



Sophie