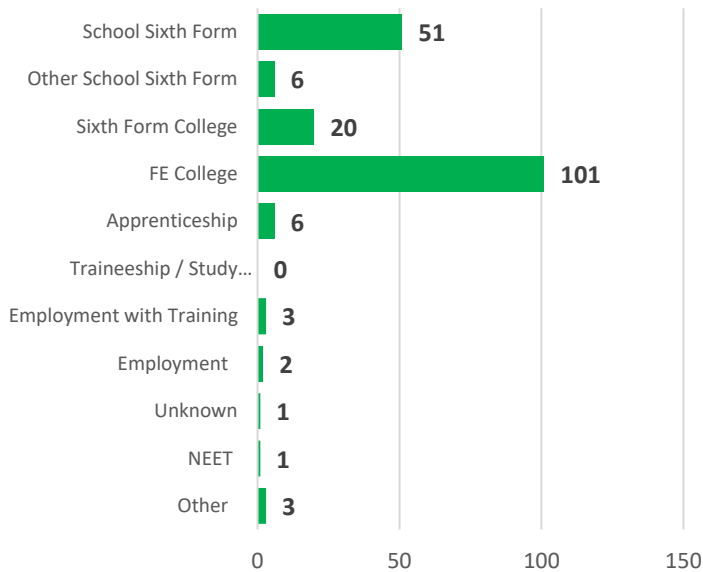


OCTOBER ACTIVITY SURVEY – Y11 DESTINATIONS

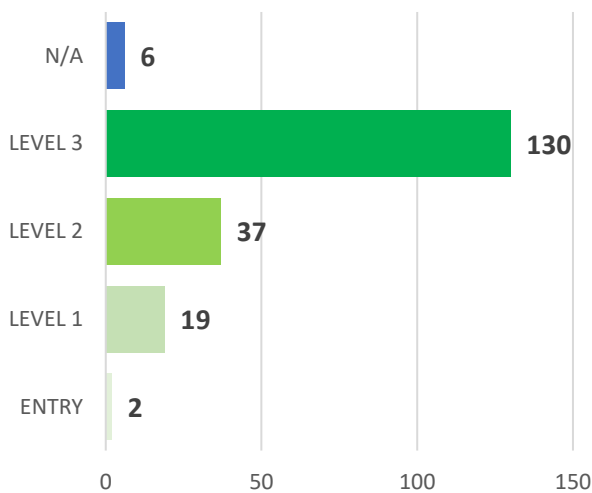


2018 – 2019: 52% of students in Y11 progressed into an **FE college** (down 5% on last year) with **40%** progressing into some kind of **Sixth Form Study** (an increase of 4%). Of those who went to sixth form, more students chose the school sixth form (26%) or Sixth Form College destinations (26%) than other school based/college based sixth forms (19%).

3% secured an **Apprenticeship** which is down slightly on last year. This year the school has a predicted **0.5% NEET** figure (although there are still unknown destinations to confirm). **2.5%** of students went directly into employment or **employment with training** which is a slight increase on last year. There are a number of students for whom there is little data who could potentially appear as NEET at later stages. Two are medical issues and another was awaiting a late place availability at Confetti.

2017 – 2018: 57% of students in Y11 progressed into an FE College with **36%** progressing to **Sixth Forms**. **5%** of students secured apprenticeships and **0.5%** went directly into employment with training, just over **1%** were **NEET**.

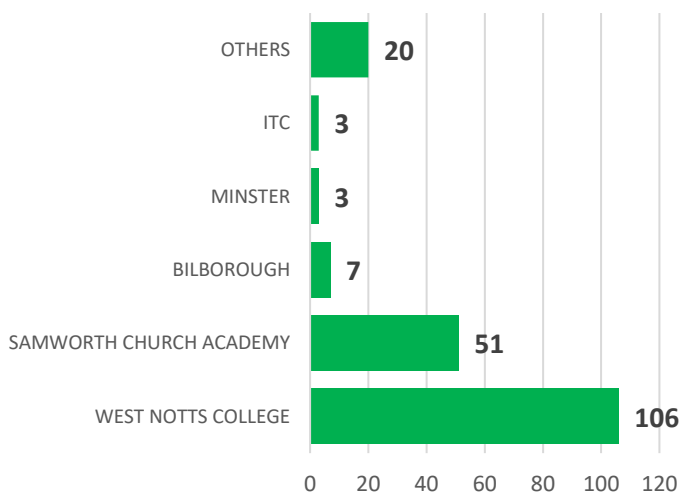
QUALIFICATION LEVELS



2018 – 2019: 67% of students have progressed onto **Level 3** qualifications (this is slightly lower than last year – 71%). **19%** progressed to **Level 2** and **10%** of students progressed onto **Level 1**. Analysis of those moving on to L1 / L2 courses suggests that it is entry requirements that have restricted L3 entry and not specific course requirements i.e. skills based courses. There is a general mix of subjects being studied at these lower levels. The **students** starting on **Entry** level qualifications have done so within traineeship and foundation based studies.

2017 – 2018: Level 3 – 71%, Level 2 – 22%, Level 1 – 6%, Entry Level – 1%.

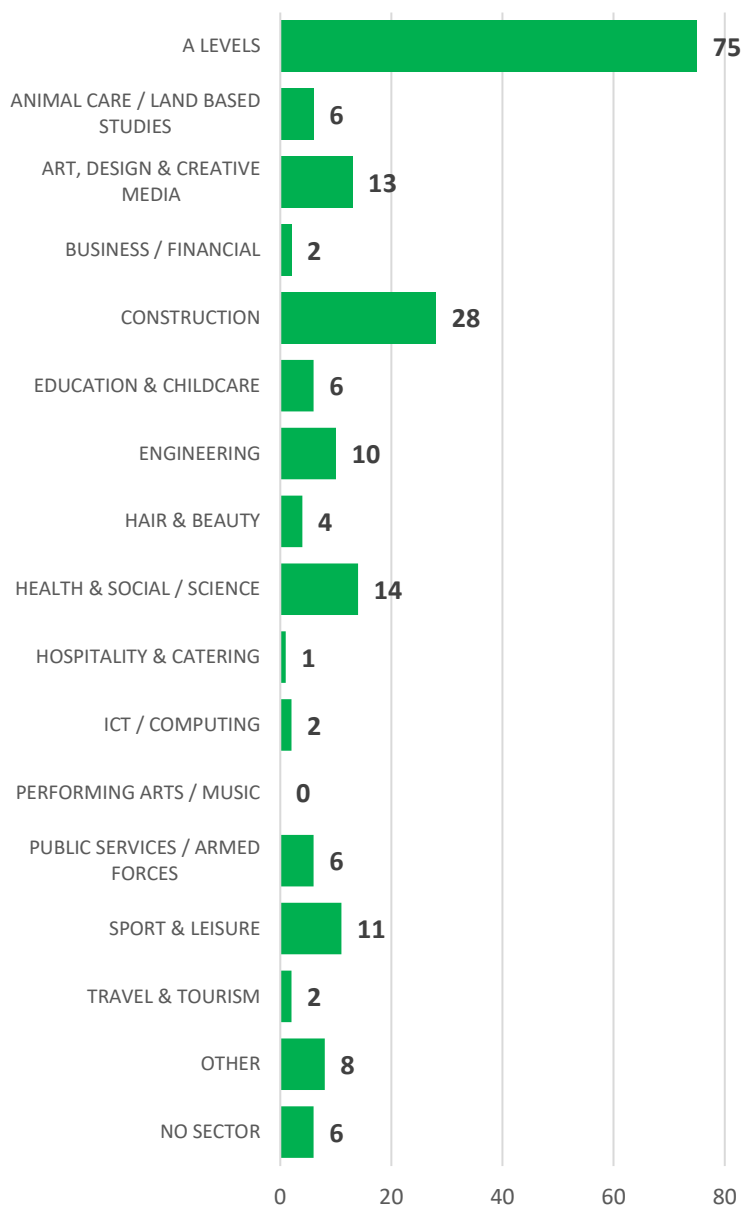
PROVIDER DETAILS



2018 – 2019: The most popular destination overall is West Notts College with 55% of students choosing to study there (interestingly no students chose the sixth form provision at WNC). The home school sixth form is the most popular destination for A level study (26%) with other school and college based sixth forms attracting significantly lower numbers. The breadth of providers the students progress on to demonstrates open access and impartial IAG for students to make informed decisions. Other providers featured this year include Brackenhurst, Confetti, AFC Harrogate, Inspire Learning, Loughborough, and Nottingham College.

2017 – 2018: West Notts College (50%), TSCA (26%), Bilborough (2%), Minster (2%), Joseph Whittaker (2%).

SECTOR DETAILS



39% of those students who progressed at the end of Y11, opted to study **A Levels**. This is a decrease of 8% on last year. This suggests that although more students are choosing sixth form environments, there are more students studying vocational courses at sixth form than last year.

The most popular vocational course was **Construction** attracting **14%** of students. This is a growth area from last year where construction represented 11% of destinations.

Health & Social Care courses are the second most popular sector with 7% of students choosing to study in this area. Closely followed by Creative industries (6.5%) which has seen a noticeable decrease from last year (11%).

Engineering has seen a reduction in focus this year also, with 5% of students studying courses in this sector (compared to 8% last year).

Sport, Education / Childcare, Hair & beauty and Hospitality & Catering have not seen any significant changes in the numbers of students choosing to study however **ICT** has seen small growth as has **Land based / Animal Care**.

The **Other** category which encompasses students who have progressed into Life Skills, Traineeships, Foundation Studies courses has largely stayed the same as last year.

HEADLINE IMPACT

- There has been a shift this year towards Sixth Form based study however this does not represent students choosing A level studies. The shift seems to represent the learning environment preference not necessarily the academic pathway.
- There are fewer students progressing directly onto Level 3 courses – whilst this figure is vaguely in line with students achieving a grade 4+ in English & maths, it may represent students not meeting full entry requirements of 5 GCSE's overall at grade 4+. This will also be skewed by the high percentage of students opting to study Construction & Property based courses and the requirement for all students to commence studies at level 2 regardless of GCSE grades (skills-based).