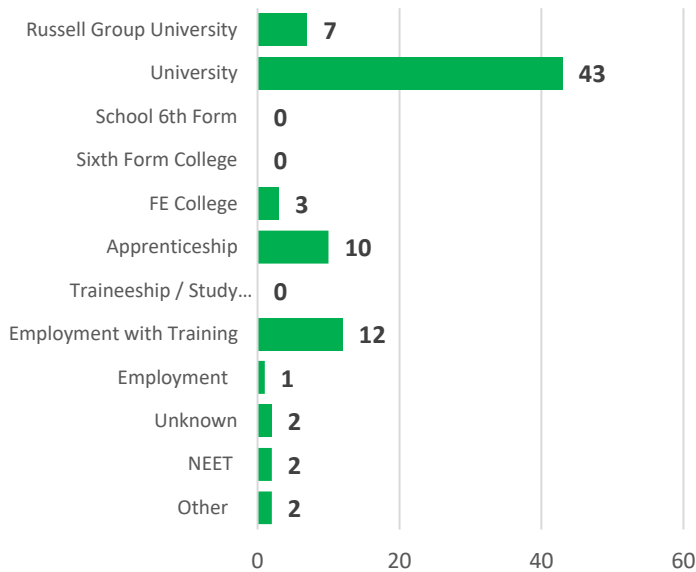


## OCTOBER ACTIVITY SURVEY - DESTINATIONS

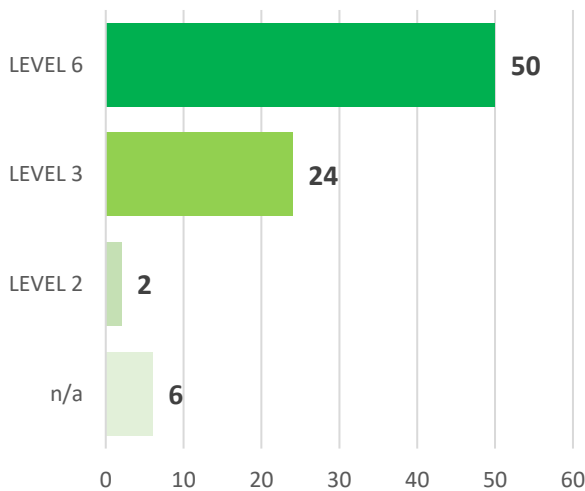


**61%** of the Sixth Form progress to **university** overall with **8.5%** of those securing places at **Russell Group Universities** (52.5% to non-Russell Group universities). This is a shift from last year (65% went on to university of which 17% went to R.Group).

**12%** of students secured **Apprenticeships** following their A Level studies (+1% on last year) and **16%** progressed directly into employment or employment with training.

Those classed as '**Other**' are on Gap Years with applications pending to HE for 2020 Entry. There are currently **2.5%** of the cohort **NEET** and a further **2.5% Unknown** at this stage. Last year there were no recorded NEETs at the point of leaving however there was a much higher percentage (11%) of 'unknowns' and 'other'.

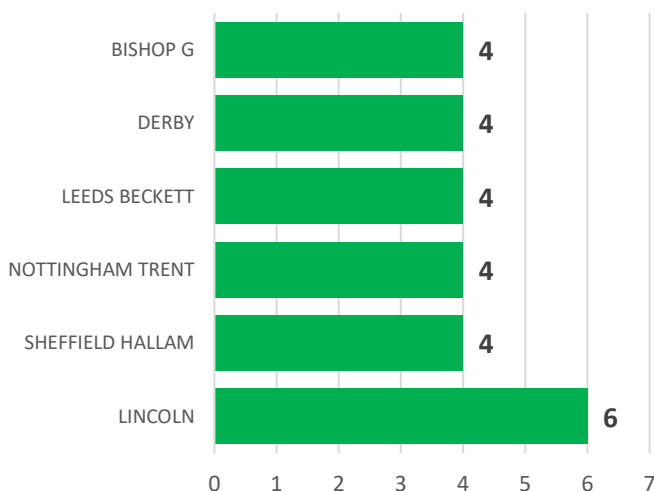
## QUALIFICATION LEVELS



As expected, those starting university courses have started at undergraduate level – working towards Level 6 qualifications. **61%** of the cohort have started **Level 6** courses.

This year however, some students have left at the end of Year 13 and secured **Apprenticeships** at **Level 2** (2.5%). This could be either due to the requirements of the Apprenticeship or a misunderstanding of levels. Quite a high percentage (**29%**) have maintained studies at **Level 3**, in some cases this is apprenticeship qualification level, and those who have secured employment with training. Equally for those students who have gone straight into employment, there are no specific level equivalents. In addition, some students have commenced Level 3 vocational studies at college.

## UNIVERSITY DETAILS

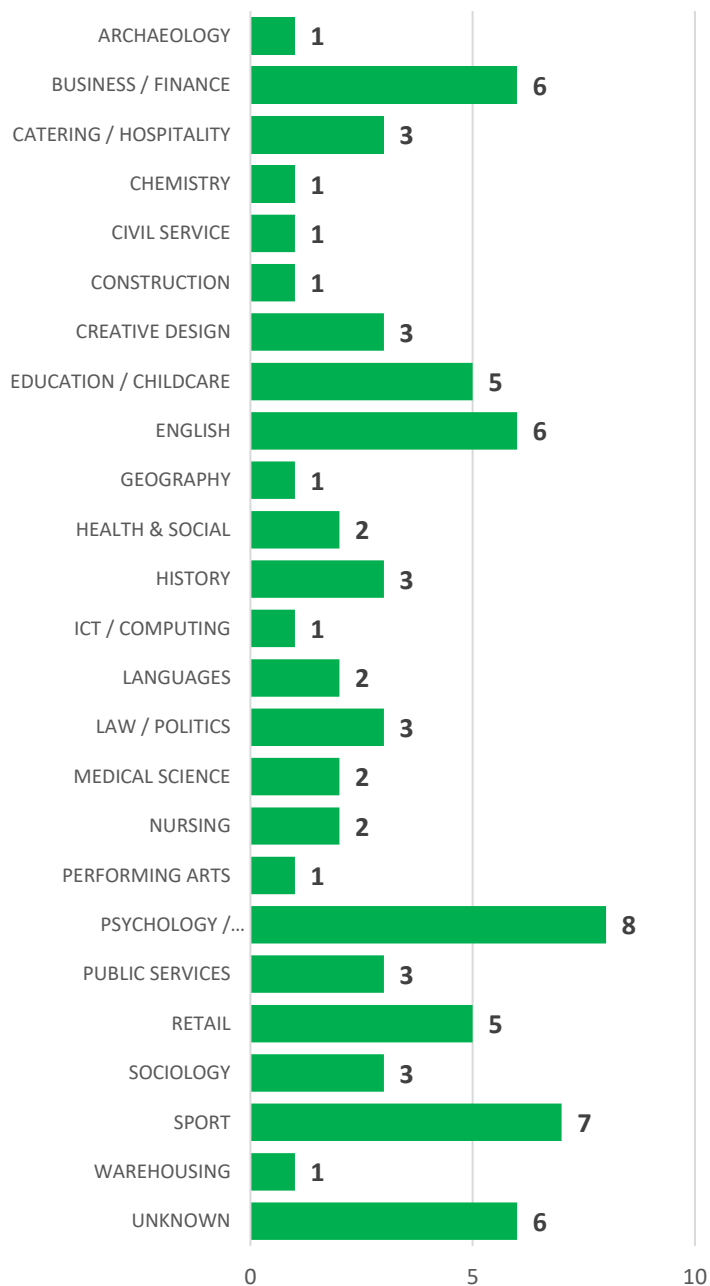


Of the 50 students progressing into university study, there are no dominant providers that have a prominent share of destinations.

In the previous year, Sheffield Hallam accounted for 14% of destinations (this year 5%), Nottingham Trent last year attracted 11% of the cohort (this year also 5%).

The equal spread of destinations shows strong impartiality with IAG and support around decision making. Interestingly, the majority of university destinations are considered geographically local to the home school, suggesting that most students want to stay close to home.

## SUBJECT AREA



University is clearly the preferred pathway after A Levels, followed by employment with training.

The data opposite encompasses sectors based on university courses, Apprenticeships (where data is available), employment (where data is available) and also any other college course sectors.

For last year (2018 leavers), the most popular sectors were Business (12.5%), Maths (10.5%), Sport (10.5%), Psychology (8%) and Design (8%).

Interestingly this year, no students have progressed onto Maths degrees, and only 3.5% have chosen Design/Creative courses. Business remains popular (7.5%) as does Psychology/Criminology (10%) and Sport (8.5%).

Engineering has seen a boost this year with 7.5% of students choosing to continue studies in this sector.

### HEADLINE INFORMATION:

- The geographical spread of universities indicates a low level of desire to relocate too far away from Mansfield – this can be factored into future guidance and IAG to support students to consider alternative universities.
- The number of students securing places at **Russell Group Universities** is significantly **down this year at 8.5%** (17% last year). This may not indicate aspiration levels, but may reflect the grades achieved in line with entry requirements.
- There are more students progressing into employment with training than into recognised Apprenticeships – this possibly identifies an area to develop understanding and confidence with searching for and applying for Apprenticeships and the benefits of staying within a structured training/education framework.