

SAMWORTH  
CHURCH  
ACADEMY



Welcome to our  
Year 11 Information Evening

SAMWORTH  
CHURCH  
ACADEMY



# Exams Update

2021-22

# Things are mostly normal...

- You will have a 'nearly'\* full set of exams in the May/June.
- However, there is an acceptance and understanding that your path through GCSEs and A-Levels has not been smooth.
- So...

# What is different? What is changing to support me?

- In each subject, one of three things:
  - Advance notice of topics present on your exam (W/C 7<sup>th</sup> February).
  - A formula sheet to ensure you don't have to remember equations – Maths, Physics etc.
  - Removal of certain elements of courses – no fieldwork in Geography, no formal exam in Art etc.

# A Little More Detail...

- Choice of topics in GCSE English Literature and History exams.
- Choice of content in GCSE Geography (the removal of required fieldwork).
- Changes to the requirements for the delivery of practical activities in Science subjects (students can learn about required practical activities through teacher demonstration and not actively doing them).
- Assessment in Art and Design will be on students' portfolio work only and not practical exam.
- The provision of support materials (formula sheets) in GCSE Mathematics, Physics and Combined Science exams.
- The provision of advance information on the focus of the content of exams, in the majority of subjects at GCSE, AS and A level (in all subjects apart from the ones listed above). This advanced notice on some of the content of exams will be sent out by exam boards between 7<sup>th</sup> February-28<sup>th</sup> February 2022. The amount of content students are aware of in advance will differ from subject to subject.

# A 'Golden' Opportunity

- The context of the last two years is very difficult. However, you are potentially going to know up to 50% of the content of your exams.
- '2019 students would give their right arm for some advanced notice'.
- Some form of support in every subject.
- Revision on the 'known' content is key.

# What About Grading?

- 
- 2022 will be a 'transition year' to reflect the fact that we are in a pandemic recovery period and students' education has been disrupted.
  - The aim is for grades in 2022 to reflect a midway point between 2021 and 2019. This means that results overall next year will be higher than in 2019 but not as high as in 2020.
  - Exam boards will use data as a starting point, to align their standards in a subject but the grade boundaries for each specification will be set by the senior examiners after they have reviewed the work produced by students.

# What About Results Days?

- The government have announced that GCSE and A-Level results days are going back to the usual format of being on separate weeks as below:
  - Thursday 18<sup>th</sup> August – A-Level (Year 13) Results Day
  - Thursday 25<sup>th</sup> August – GCSE (Year 11) Results Day
- Further details about these days will be sent out during the Summer term in 2022.



# If in Doubt...

[year11team@tscacademy.org.uk](mailto:year11team@tscacademy.org.uk)

# Further Reading...

---

## Video Update

- <https://www.tes.com/news/exams-2022-gcse-a-level-ofqual-exams>

## Government Document

- <https://www.gov.uk/government/consultations/proposed-changes-to-the-assessment-of-gcses-as-and-a-levels-in-2022/proposed-changes-to-the-assessment-of-gcses-as-and-a-levels-in-2022>

# The Vision – Y11 Prom



# The Vision


---

The shared vision for results day

The individual vision for what your  
results will lead to

# The journey we are on (...we think)

- 197 students
- 27 weeks – including holidays
- 22 weeks – without holidays



# Belief

- 
- The key element to the equation
  - You have been on a journey for almost 11 years
  - It's time to achieve your potential

# Today...

- Revision organisation session - timetabling
- Revision techniques session
- Exam season wellbeing session
- Marginal gains session – how can you improve your daily learning and pre-exam routines

All PowerPoints to be put on the website this week



When you say you can't do something.....

..... What you mean is you can't do something yet

---

- Quality first wave teaching
- Y11 recovery coordinator (Mr Preece)
- Intervention tailored to the individual (RAG meetings)
- VMG support
- After school support
- 1:1 & Small group
- Mentoring
- Half term/Weekend classes
- Mock exams/mock results days
- Parents evenings/reports
- Sixth form study room.
- Non-academic support – yoga, counselling and sport
- Careers and next steps guidance
- Revision skills/timetabling

# What can you do to support yourself?

- 
- **Attendance**
  - Effort
  - Wanting it for 'yourself'
  - Revision – Today – Revision skills
    - Little but often - increasing
    - Time-tabled
    - Focussed
    - What works for you?
  - Rest & recuperate
  - Be resilient

SAMWORTH  
CHURCH  
ACADEMY



# English Success

# Structure of the Exams

## Language Paper 1: Explorations in Creative Reading and Writing

### Overview

Written exam: 1 hour 45 minutes

80 marks

50% of GCSE

**Date: 18th May 2022 (am)**

A genre of writing that has a **creative** element to it and tends to use literary devices for effect.

### Section A: Reading

One **literature fiction** text (40 marks) (25%)

1 short form question (1 x 4 marks)

*List 4 things...*

2 longer form questions (2 x 8 marks)

*How does the writer use language to describe...?*

*How does the writer structure to interest the reader?*

1 extended question (1 x 20 marks)

A student commented that... To what extent do you agree...?



### Section B: Writing

Descriptive or narrative writing (40 marks) (25%)

1 extended writing question (24 marks for content, 16 marks for technical accuracy)

# Structure of the Exams

## Language Paper 2: Explorations in Creative Reading and Writing

### Overview

Written exam: 1 hour 45 minutes

80 marks

50% of GCSE

**Date: 10th June 2022 (am)**

### Section A: Reading

One **non-fiction** text and one **literary non-fiction** text (40 marks) (25%)

1 short form question (1 x 4 marks)

*True/False statements.*

2 longer form questions (1 x 8, 1 x 12 marks)

*Write a summary of the similarities/differences...*

*How does the writer's use of language ...*

1 extended question (1 x 16 marks)

*How the writers present their attitudes/beliefs/viewpoints/opinions.*


### Section B: Writing

Writing to present a viewpoint (40 marks) (25%)

1 extended writing question (24 marks for content, 16 marks for technical accuracy)

reviews  
letters  
diaries  
newspaper articles  
information leaflets  
magazine articles

feature articles  
essays  
travel writing  
accounts of famous events  
sketches (a fact file profile)  
autobiographies



# Structure of the Exams

## Literature Paper 1: Choose any 2

Date: 25th May 2022 (am)

### Overview

- Written exams: 50 minutes per option (x2)
- 60 marks
- 46% of GCSE

### Paper 1N: The 19<sup>th</sup>-Century Novel

Either:

- *Frankenstein*
  - *A Christmas Carol*
- or
- *Jekyll and Hyde*

### Paper 1M: Modern Prose

- *An Inspector Calls*

They are **closed-book** exams.

The exam board will **not** release a topic list for Literature students.



# Structure of the Exams

## Literature Paper 2: Compulsory

Date: 8th June 2022 (am)

### Overview

- Written exam: 1 hour 45 minutes
- 70 marks (8 for SPaG)
- 54% of GCSE

### Section A: Shakespeare

- All students have studied and will be examined upon *Romeo & Juliet*

### Section B:

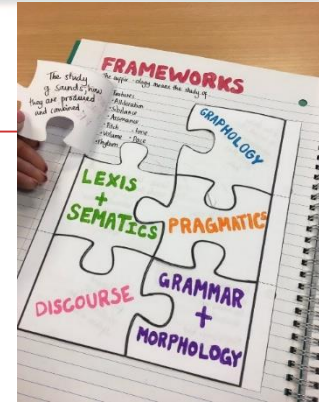

- Part 1: One question on one unseen poem
- Part 2: One question comparing this poem with a second unseen poem



# Exam Success


## What you and your child can do...

- Ensure your child does all **homework** set
- **Read** for at least 15 minutes a night (either non-fiction, literary non-fiction or fiction)
- Encourage your child to create **revision** materials
- Create **posters/flash cards** with key quotations/definitions to display around the home
- Watch **Mr. Bruff** on Youtube
- Visit **GCSE Bitesize**



## What we will do...

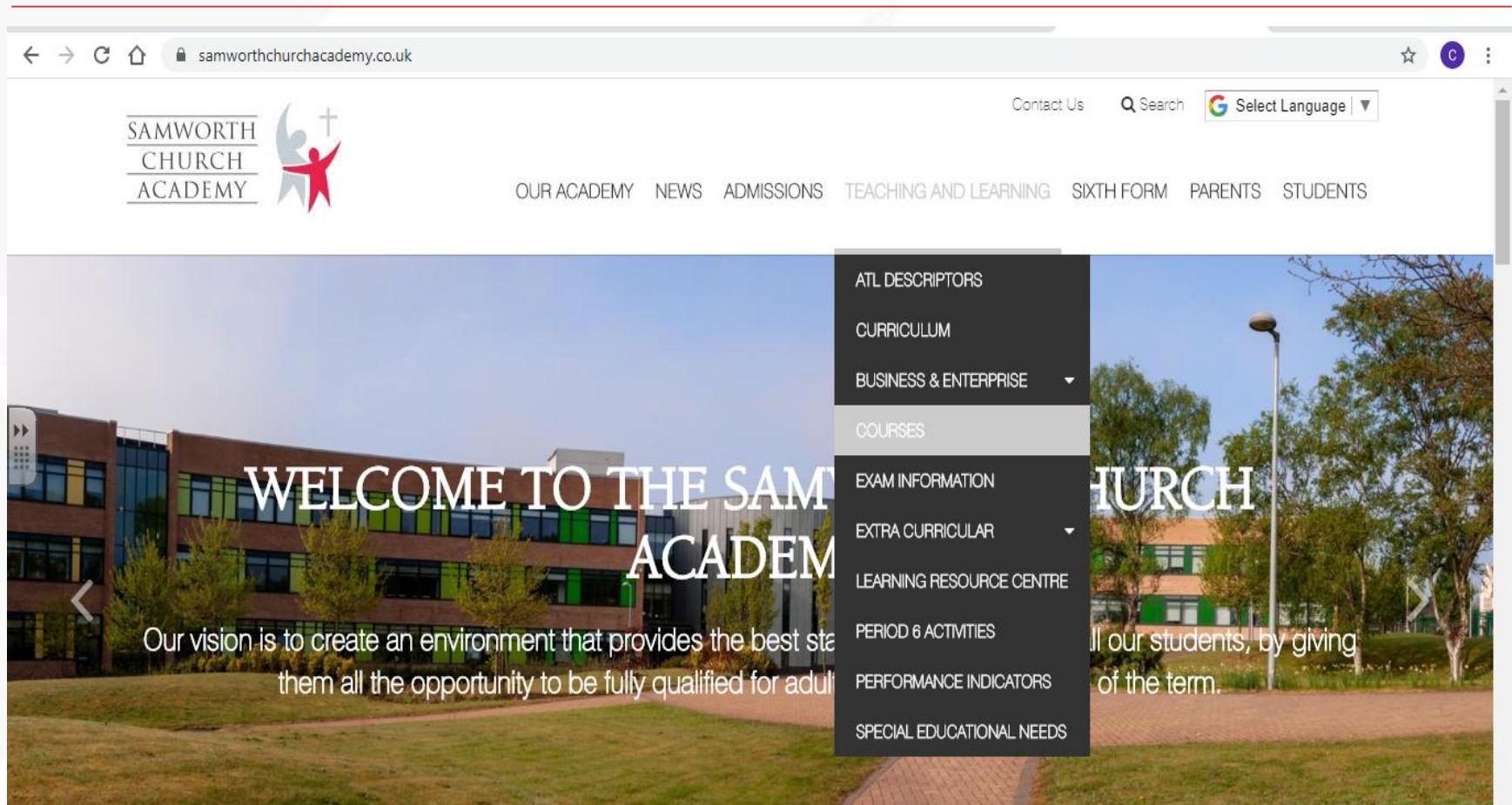
- One-to-one/Small group
- Option English
- Before-school sessions
- Revision guides



Retail price: £5.95



# Where to access the revision materials ....



The screenshot shows the website for Samworth Church Academy. The browser address bar displays [samworthchurchacademy.co.uk](http://samworthchurchacademy.co.uk). The website header includes the academy's logo, a search bar, and a language selection dropdown. The main navigation menu lists: OUR ACADEMY, NEWS, ADMISSIONS, TEACHING AND LEARNING, SIXTH FORM, PARENTS, and STUDENTS. A dropdown menu is open under 'TEACHING AND LEARNING', listing: ATL DESCRIPTORS, CURRICULUM, BUSINESS & ENTERPRISE, COURSES (highlighted), EXAM INFORMATION, EXTRA CURRICULAR, LEARNING RESOURCE CENTRE, PERIOD 6 ACTIVITIES, PERFORMANCE INDICATORS, and SPECIAL EDUCATIONAL NEEDS. The main content area features a large image of the school building with the text 'WELCOME TO THE SAMWORTH CHURCH ACADEMY' and a vision statement: 'Our vision is to create an environment that provides the best start for all our students, by giving them all the opportunity to be fully qualified for adult life at the end of the term.'



# GCSE Mathematics Success



# Structure of the Exam

## All Papers 1hr 30min long

- 100% Exam
- 3 Equally Weighted Papers 90 mins each
- 1 Non-Calculator Paper (20 May 22 a.m.)
- 2 Calculator Papers  
(7<sup>th</sup> June a.m. & 13<sup>th</sup> June 2022 a.m.)

# Being prepared for the exam:

---

Fluency  
Problem Solving



## Fluency Confidence

5 Work out  $58 \times 73$

9 Work out  $25.68 \div 12$

27 Circle the value of  $\cos 90^\circ$

0

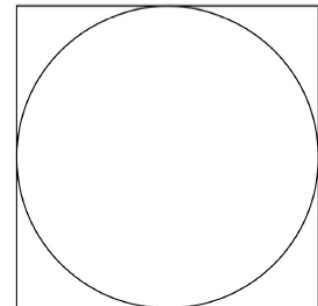
$\frac{1}{2}$

$\frac{\sqrt{3}}{2}$

1



20 Here is a circle touching a square.



The area of the square is  $64 \text{ cm}^2$

Work out the area of the circle.

Give your answer in terms of  $\pi$ .





## Fluency Confidence

7  $\frac{3}{5}$  of a number is 162

Work out the number.

[2 marks]

---

---

---

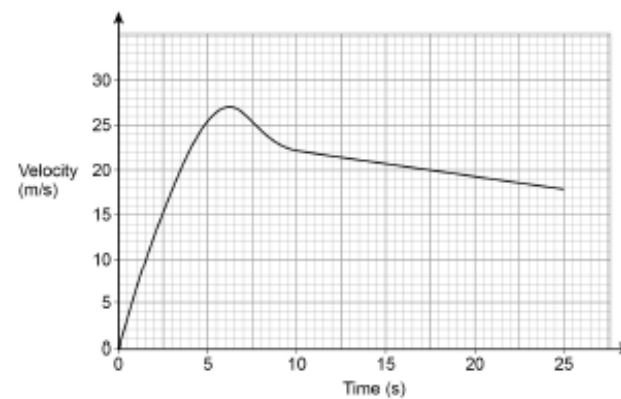
---

---

Answer \_\_\_\_\_

23

Here is a velocity-time graph of a motorbike for 25 seconds.




# Problem Solving

- 19** There are  $n$  sweets in a bag.  
6 of the sweets are orange.  
The rest of the sweets are yellow.

Hannah takes at random a sweet from the bag.  
She eats the sweet.

Hannah then takes at random another sweet from the bag.  
She eats the sweet.

The probability that Hannah eats two orange sweets is  $\frac{1}{3}$



# Problem Solving


- 19** There are  $n$  sweets in a bag.  
6 of the sweets are orange.  
The rest of the sweets are yellow.

Hannah takes at random a sweet from the bag.  
She eats the sweet.

Hannah then takes at random another sweet from the bag.  
She eats the sweet.

The probability that Hannah eats two orange sweets is  $\frac{1}{3}$

(a) Show that  $n^2 - n - 90 = 0$





# Problem Solving

## Half a GCSE practice paper

**13** At the beginning of 2009, Mr Veale bought a company.  
The value of the company was £50 000

Each year the value of the company increased by 2%.

- (a) Calculate the value of the company at the beginning of 2017  
Give your answer correct to the nearest £100

At the beginning of 2009 the value of a different company was £250 000  
In 6 years the value of this company increased to £325 000

This is equivalent to an increase of  $x\%$  each year.

- (b) Find the value of  $x$ .  
Give your answer correct to 2 significant figures.



# Maths Revision Period 6

## Supporting your areas to develop

- Pythagoras
- Area of a Circle.....

*Let's go together!*

				Question	1	2	3	4	5	
				Marks	1	1	1	1	2	
				Topic	Identify the correct number in the list	Identify the correct indices	Rules of indices or area	Equivalent fractions	Identify the graph from the equation	Use a graph to estimate
				Strand	R	A	G	A	S	
Name	Target	Marks	Grade	Average	56.667	66.667	13.333	33.333	31.667	
		32	0.8		0	1	0	0	2	
		76	4.9		1	0	0	0	2	
		72	4.8		0	1	0	0	2	
		79	4.9		0	0	0	1	2	
		54	4.4		0	1	0	0	2	
		127	6.1		1	1	0	0	2	
		84	5.1		1	1	0	1	2	
		36	4		0	0	0	0	0	



# Assessment

- 
- Practice Exams
  - Mock exam period in December
  - All students' performance will be monitored and given the appropriate intervention.

# Intervention

- Mathswatch Revision Timetable
- Option Maths
- 1:1 Tutor
- Period 2/8

# Homework


- Exam papers starting this half term!
- If stuck on a question, watch the relevant video on mathswatch, then try the question again

# The Students should .....

- Complete each piece of homework
- Attend each intervention session offered
- Take ownership
- Revise topics they know they struggle with

## What else can you do?

- Calculator –
- Casio fx85 GT Plus or Casio fx991 ex classwiz
- Casio fx991 es (A Level)



SAMWORTH  
CHURCH  
ACADEMY



# Science Success



# Structure of the Exams

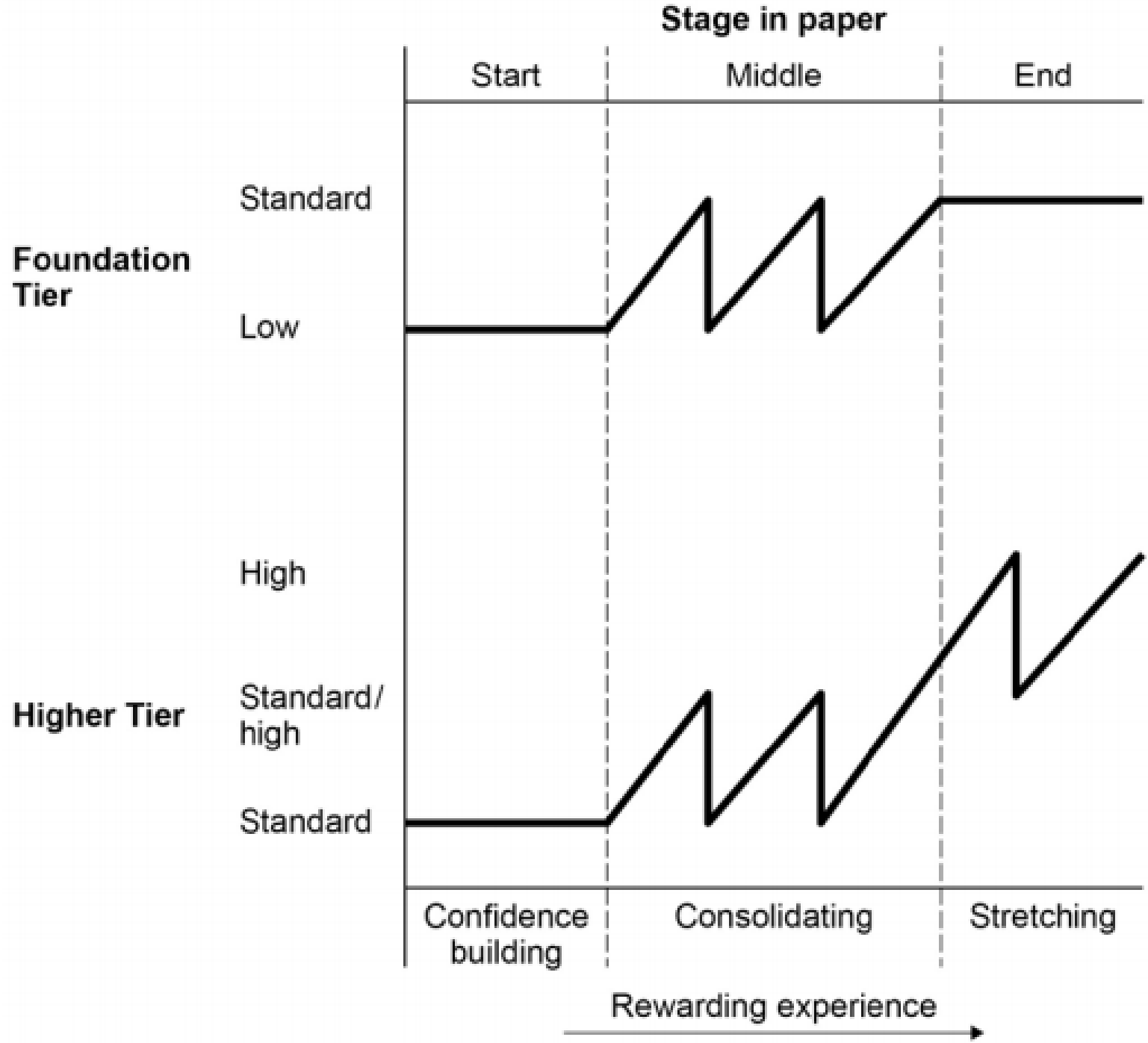
## AQA Exam Board

---

- 6 Exams - 1 hour and 15 minutes long
  - Separate Science (11C1): 1 hour 45 minutes
- 2 Biology, 2 Chemistry, 2 Physics
- 70 marks
  - Separate Science: 100 marks
- Each exam is 16.7% of the total grade (combined science)
  - Separate science is 50% each of Paper 1 and Paper 2 per subject.

# PROVISIONAL Exam Dates

- Biology Paper 1: 17<sup>th</sup> May - AM
- Chemistry Paper 1: 27<sup>th</sup> May - AM
- Physics Paper 1: 9<sup>th</sup> June - AM
- Biology Paper 2: Monday 15<sup>th</sup> June - AM
- Chemistry Paper 2: Thursday 20<sup>th</sup> June - AM
- Physics Paper 2: Tuesday 23<sup>rd</sup> June - AM



# The Exam Breakdown

- Required practicals make up 15% of exam
- Maths component: 10% biology, 20% chemistry, 30% physics
- 40% of exam is recall knowledge
- 40% of exam is application of knowledge
- 20% analysing information

# Assessment

- Practice Exams/Exam Questions
- Mock exam period in December 2021
- Students' performance will be monitored and given the appropriate intervention if needed
- Use materials given: equation sheet, Periodic Table, calculator

# Exam Success

## What you can do...

---

- Encourage your child to complete assigned homework and practice exam questions
- Check SatchelOne for assignments and revision
- Encourage your child to attend intervention sessions
- Make revision posters and key word cards at home

## What we will do...

- One-to-one tutoring and option lessons
- Before school intervention – Tuesday mornings (Higher)
- Teacher-led interventions via Microsoft Teams (all tiers)
- E-mails of revision materials
- Practice exams/Exam questions
- Notify parents of upcoming assessments in science

# For the students

- Complete assigned homework
- Practice exam questions
- Attend intervention sessions
- Take pride and ownership in their work
- Revise topics they struggle with
- Ask teachers for specific materials

# Revision

<https://sites.google.com/view/scienceteacher>


- AQA 9-1 Science Revision Guides
- Seneca learning
- Read e-mails for upcoming exams/intervention sessions
- GCSE Bitesize
- Microsoft Teams/SatchelOne











Documents > **General**


 Name ▾


 Class Materials


 Biology

 Checklists


 Chemistry


 Past Papers


 Physics


 Revision session on teams


 Separate Science (11C1)

 Spring 1 Lessons

 Biology revision - Year 11 - BIOLOGY.pptx

 Biology revision - Year 11 FOUNDATION TIE...

 Biology revision - Year 11 HIGHER LESSONS...

 Paper 1 Chemistry Revision.pptx

SAMWORTH  
CHURCH  
ACADEMY



# Revising for Exams

# Why should you revise?

- Your brain forgets details of the work you did months ago,

But...

- You need these details to answer the questions in the exam,

So...

- You need to 'top-up', by using the correct revision technique.

# Where should you revise?

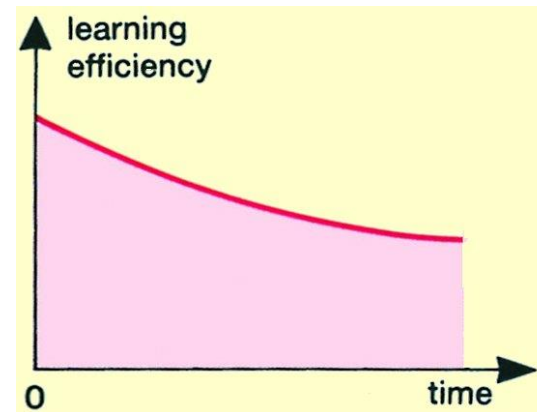
- In a quiet room, perhaps a bedroom, warm and well-lit, with a table to work at.
- Ideally, with a table-lamp, to help you to focus on the page, with a clock for timing (later...).

# When should you revise?

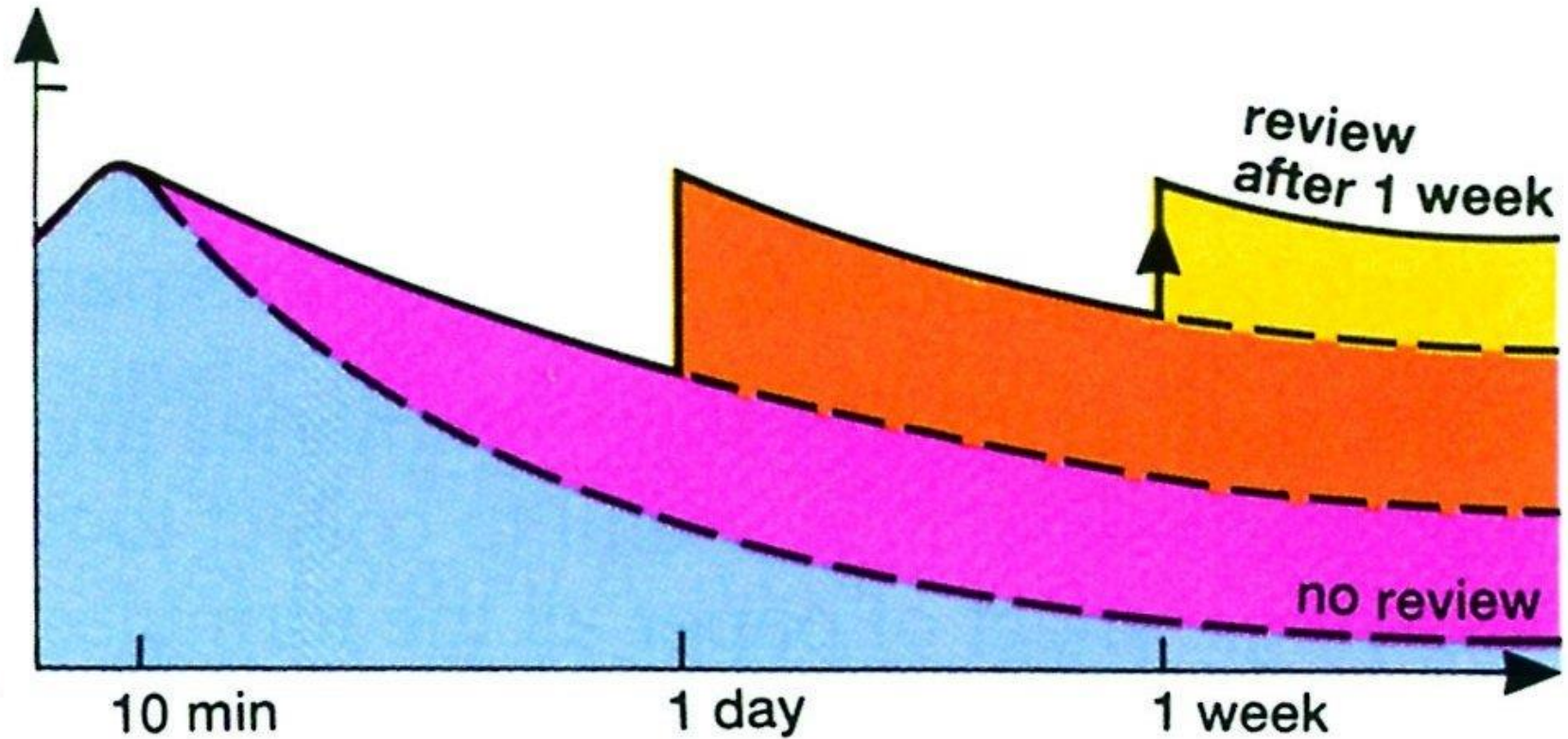
- Start your revision early each evening, before your brain gets tired.

# How should you revise?

- If you just sit down to revise,
- Without a definite finishing time, then your **learning efficiency** falls lower and lower, like this:



# How often should you revise?



# Students have been given four ways to revise...

- 
- Revision cards
  - Mind maps
  - Revision journeys
  - Transforming notes



# Parent Tips


- **Weekly review of revision timetable.**

---

- **Monthly review of revision materials produced** – revision cards, mind maps, and revision journeys. Information PP available on our website
- **Review of type of revision** – are students only trying to memorise material or are they using exam questions ?
- **Front of fridge/In-tray idea** – to avoid conflict between students and parents – revision materials timetables could be left in an agreed place (at an agreed time) for parents to check. This then takes the conversation element out of this process.
- **Use of staff email** – please contact us if you have any issues with individual subjects or any overall issues.
- If it doubt, please contact us.
- **Use of parent guides** (these PowerPoints) to be involved in student's work.

# Marginal Gains – Exam Technique .....

- A dividing 'current' folder – keeps revision resources together.
- A cheap analogue white background watch (and board pen) ...
- Buy a pack of BIC black pens and 2-3 packs of cheap highlighters.
- Get your parents to buy you a 'case' of bottle water.
- Decide if you like bananas.
- If you don't eat breakfast, possibly start from about March/April. If not, try BelVita!
- Walking/running the night before exams (cold showers).
- Talk to your employers now ..... if you can't ..... we will!
- Pin your exam timetable up ..... and cross them off.
- May half-term – 2-3 days blocked out.



# Marginal Gains – Every Day

- Go to bed 30 mins earlier – that is 2.5 hours per week.
- Minimise arguments with parents... buy a letter tray.
- Stop drinking energy drinks.
- Talk to your parents about your 'incentives'.
- Eat breakfast.
- Ask for a mentor...
- Exams only What's App group.
- Plan a day out the week you finish exams.
- Check Show My Homework first thing on Monday and last thing on Friday.
- Realise who your mates are.
- Buy a stash of the revision stationery you need.
- Carry your revision guides/revision cards with you as much as possible ....  
revision opportunities.



# Items that may be useful during revision period...

- In-tray (for students to leave their revision timetables/materials to review).
- Rainbow revision cards – allows students to have a different coloured revision card per subject. These are available from Wilkinsons.
- Revision card holder – students learnt how to produce flashcards today This is useful to collate their work.
- A3 paper – for mind maps/revision journeys (again techniques learnt by students today).

# JUST LAUNCHED



An exciting new e-learning  
platform to help with your  
GCSEs

## WITH YOUR ACCOUNT



Over 6,500 short videos ('Pods') covering 27 GCSE subjects.



Free, unlimited streaming access to the GCSEPod website.



Everything filtered for the curriculums you are being taught.

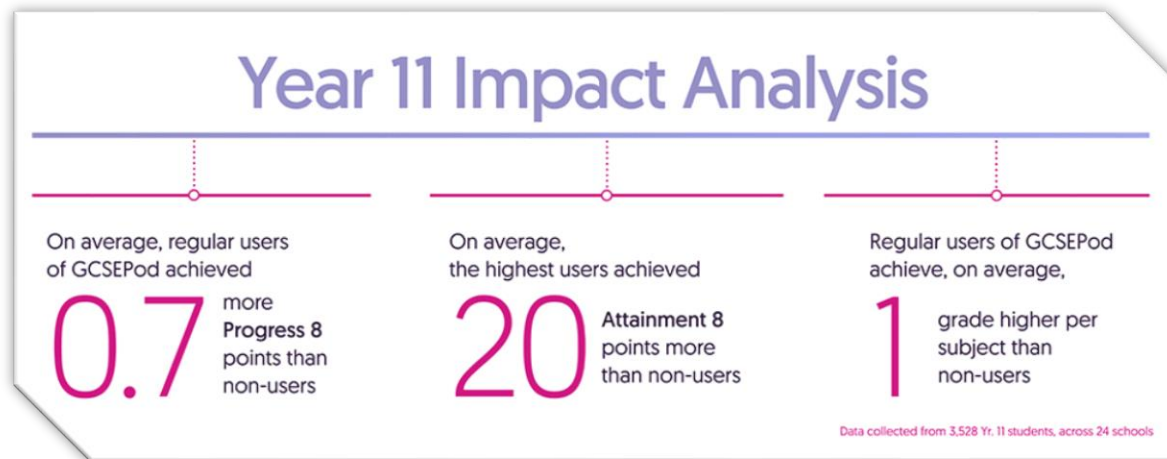


Unlimited downloads to take the videos anywhere.

# When used effectively, GCSEPod can have a **BIG** impact on final grades!



Data from over **3,500** students shows that higher GCSEPod users are more likely to exceed their predicted grades by a larger margin than those who don't use GCSEPod.




# How do you access GCSEPod?

OPTION 1 – Via any browser on your computer, laptop, tablet or phone.

Just go to <https://members.gcsepod.com/login>

OPTION 2 – Via the Apple and Android apps which are free to download from the apple store and play store.

Just search for 'GCSEPod'

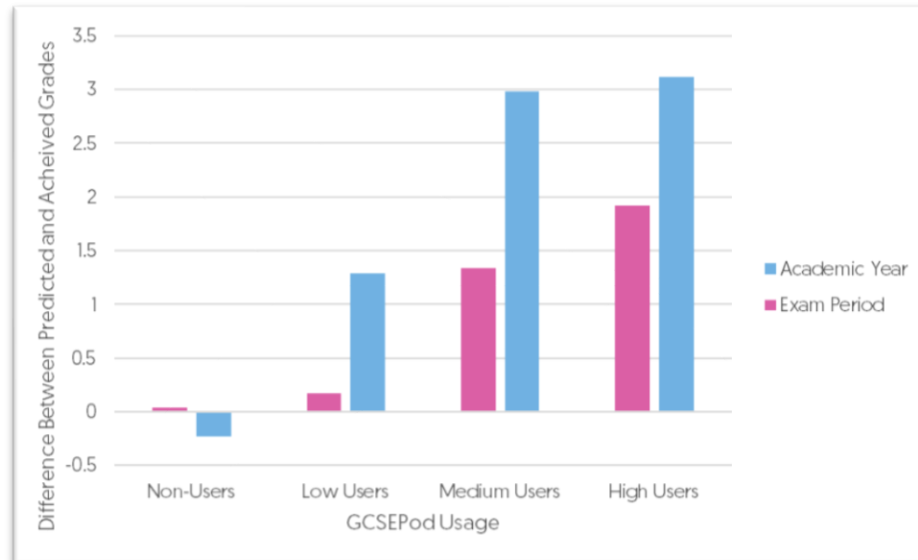




# Start now and use often

Just like training for a marathon, you need to **start early** and **train little and often**.

Students who used GCSEPod over the **WHOLE year**, not just during exams, achieved **greater results**.



# CREATE DIGITAL FLASHCARDS



Charles' Law


Relationship between the temperature and the volume of a gas at a constant pressure

Fixed mass of gas at a constant pressure

$\frac{V}{T}$

Volume is directly proportional to the **absolute temperature** ( $T$ )

Constant



# CREATE CUSTOM PLAYLISTS



# CHALLENGE YOURSELF



Check  
- & -  
Challenge

TEST YOUR KNOWLEDGE...

Answer questions, beat your previous score and see your progress!

EARN   

Look out for the icon!

fractions

fractions

Given Number

52

Dividing Fractions

00:00 / 03:00

C&C

C&C

C&C

C&C

# What Next?

- 
- Y11 email address: [year11team@tscacademy.org.uk](mailto:year11team@tscacademy.org.uk)
  - Opportunity to ask questions
  - Parent meetings
  - RAG meetings
  - P8 sessions to start
  - Careers interviews
  - Careers convention (This Thursday)
  - Sixth form open evening – Next Tuesday (16<sup>th</sup> November)
  - Post-16 applications before Christmas



Any questions?

Thank you so much for  
listening and for your  
continued support