

Draw the symbol diagrams for:

| | |
|-------------|-------------------|
| cell | resistor |
| battery | variable resistor |
| lamp (bulb) | ammeter |
| fuse | voltmeter |
| LED | diode |
| LDR | thermistor |

a A charge of 12A flows through an electric cooker for 1 hour. How much charge has been used?

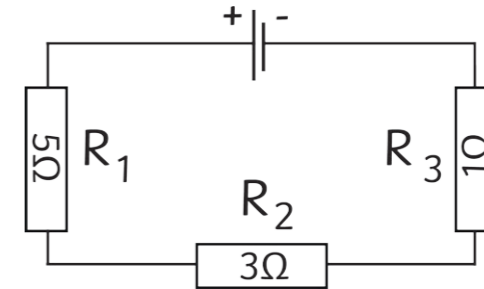
c State the equation that links current, potential difference and resistance. Remember to include units.

A voltmeter reading is 3V and the resistance is 2Ω. What is the current?

Complete the table.

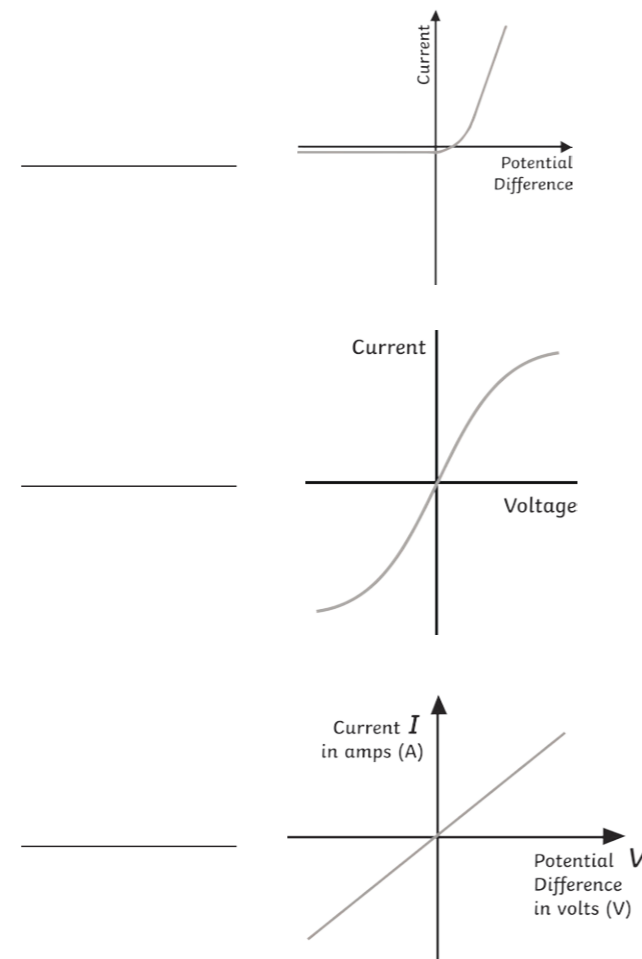
| Type of Circuit | Potential Difference Shared or the Same? | Current Same or Split? |
|-----------------|--|------------------------|
| Series | | |
| Parallel | | |

For the circuit below, calculate the total resistance.



On the diagram, draw where a voltmeter could be positioned to measure the voltage through one of the components.

d Use the components stated below to identify the potential difference/current graphs:
 filament lamp, diode, ohmic conductor



b What is electric current?

State the equation that links charge, current and time.

Write the symbols and units for the following:

charge: _____

current: _____

time: _____

f Complete the following sentences.

For a thermistor: as the temperature increases, the resistance _____

Used in: _____

For an LDR: as the light intensity increases, the resistance _____

Used in: _____

h Label the diagram of the 3 pin plug.

What is the purpose of:
 the neutral wire?

 the live wire?

 the earth wire?

g State the 2 different types of electricity supply.

1. _____

2. _____

Complete the energy transfers for the following electrical appliances. a

mains-powered kettle:

electrical → t _____ + s _____

hairdryer:

e _____ → k _____ + t _____ + s _____

toaster

_____ → _____ + _____

State the equation that links power, current and potential difference. d


A 2.4kW kettle is connected to the mains power supply (230V). Calculate the current through the kettle.

Remember 1000W = 1kW

You will need to rearrange your equation above.



Label the national grid diagram. f



Give two examples of when the demand for electricity is likely to be high.

1. _____
2. _____

What is the equation linking energy transferred, power and time? b

what are the units for:

energy? _____

power? _____

time? _____

Most devices have a power rating. Describe the relationship between the power rating and the changes in stored energy when a device is used. c



True or false:

- The current in a circuit can be altered by a variable resistor. _____
- A voltmeter is connected in parallel with a component. _____
- An ammeter is connected in parallel with a component. _____

Why is energy transferred at such high voltage in cables? g

Describe how the following work:

step-up transformer.

step-down transformer.



Describe an experiment to show how the length of a wire affects its resistance. h

Equipment: metre ruler, ammeter, voltmeter, cell, switch.

Hint: it may help to draw a diagram of how to set up the apparatus.

a

Draw the symbol diagrams for:

| | |
|-------------|-------------------|
| cell | resistor |
| | |
| battery | variable resistor |
| | |
| lamp (bulb) | ammeter |
| | |
| fuse | voltmeter |
| | |
| LED | diode |
| | |
| LDR | thermistor |
| | |

c

A charge of 12A flows through an electric cooker for 1 hour. How much charge has been used?
Convert hours to minutes: 60 mins
 $12 \times 60 = 720C$

State the equation that links current, potential difference and resistance. Remember to include units.
potential difference (V) = current (A) × resistance (Ω)

A voltmeter reading is 3V and the resistance is 2Ω. What is the current?
current = potential difference ÷ resistance
 $3 \div 2 = 1.5A$

d

Use the components stated below to identify the potential difference/current graphs:

filament lamp, diode, ohmic conductor

| | |
|------------------------|--|
| diode | |
| filament lamp | |
| ohmic conductor | |

b

What is electric current?
The flow of electrical charge.

State the equation that links charge, current and time.
charge = current × time

Write the symbols and units for the following:

charge: **(Q) coulombs, C**
 current: **(I) amperes, A**
 time: **(t) seconds, s**

e

Complete the table.

| Type of Circuit | Potential Difference Shared or the Same? | Current Same or Split? |
|-----------------|--|------------------------|
| Series | shared | same |
| Parallel | same | split between branches |

For the circuit below, calculate the total resistance.
9Ω

On the diagram, draw where a voltmeter could be positioned to measure the voltage through one of the components.

f

Complete the following sentences.

For a thermistor: as the temperature increases, the resistance **decreases**
 Used in: **thermostats**

For an LDR: as the light intensity increases, the resistance **decreases**
 Used in: **street lights**

g

State the 2 different types of electricity supply.

- alternating current**
- direct current**

h

Label the diagram of the 3 pin plug.

What is the purpose of:

the neutral wire?
It completes the circuit and carries away the current.

the live wire?
It provides alternating potential difference.

the earth wire?
It is a safety feature to prevent the application from becoming live.

Complete the energy transfers for the following electrical appliances. a

mains-powered kettle:

electrical → thermal + sound

hairdryer:

electrical → kinetic + thermal + sound

toaster

electrical → thermal + light

State the equation that links power, current and potential difference. d

power (W) = potential difference (V) × current (A)

A 2.4kW kettle is connected to the mains power supply (230V). Calculate the current through the kettle.

Remember 1000W = 1kW

You will need to rearrange your equation above.

2.4 × 1000 = 2400

Current = power ÷ potential difference
 = 2400 ÷ 230
 = 10.43A



What is the equation linking energy transferred, power and time? b

energy transferred = power × time

what are the units for:

energy? **joules**

power? **watts**

time? **seconds**

Most devices have a power rating. Describe the relationship between the power rating and the changes in stored energy when a device is used. c

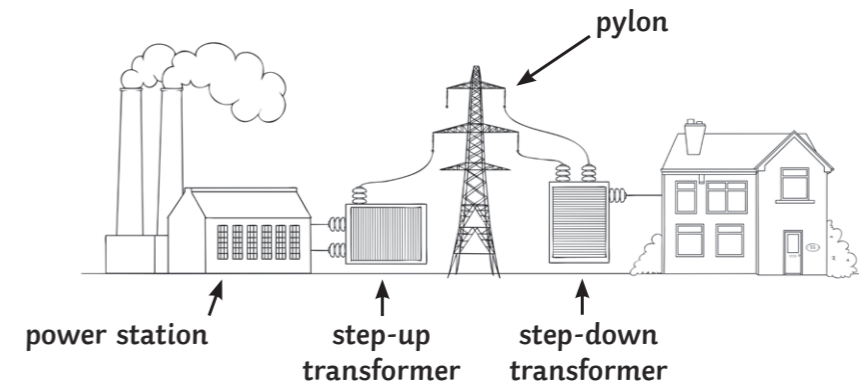
A device with a higher power rating will transfer stored energy to other types of energy at a faster rate.



True or false: e

- The current in a circuit can be altered by a variable resistor. **True**
- A voltmeter is connected in parallel with a component. **True**
- An ammeter is connected in parallel with a component. **False**

Label the national grid diagram. f



Give two examples of when the demand for electricity is likely to be high.

1. **At half-time or the end of large sporting events.**
2. **First thing in the morning when people are getting up, or later when arriving home.**

Why is energy transferred at such high voltage in cables? g

High voltage means that the energy is transferred at low currents. This results in less resistance, therefore less energy is lost as heat, so the transmission is more efficient.

Describe how the following work:

step-up transformer.

Potential difference is increased.

step-down transformer.

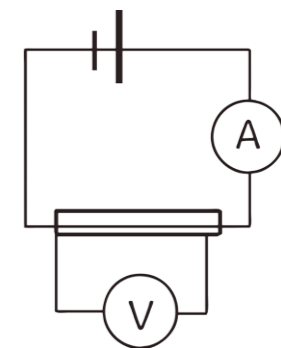
Potential difference is decreased.



Describe an experiment to show how the length of a wire affects its resistance. h

Equipment: metre ruler, ammeter, voltmeter, cell, switch.

Hint: it may help to draw a diagram of how to set up the apparatus.



Set up the apparatus as shown.

Attach the first crocodile clip at 0cm.

Attach the second crocodile clip at 10cm.

Record the potential difference and the current.

Connect the second crocodile clip at different lengths (20cm, 30cm) and repeat the process.

Use the results to calculate resistance at different lengths, using the formula:

resistance = potential difference ÷ current

