

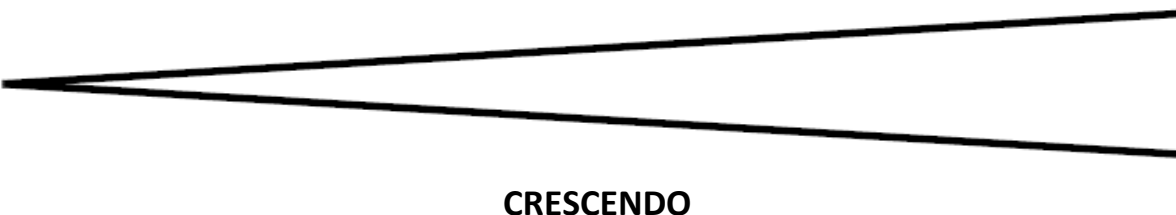
Dynamics



Name _____

Form _____

The table below shows a **CRESCENDO** (*gradually getting louder*) and the musical sign which composers use to indicate a crescendo on their musical scores (<). Sort the eight different dynamic levels below the table (given as musical symbols) into ascending volume order, starting with the symbol showing the quietest/softest dynamic level on the left and the loudest on the right.

 <p style="text-align: center;">CRESCENDO</p>							



The next table shows a **DIMINENDO** (also sometimes called a **DESCRESCENDO**) (*gradually getting softer*), and the musical sign which composers use to indicate a diminuendo on their musical scores (>). Sort the right different dynamic levels below the table (this time given in Italian terms) into descending volume order, starting with the term which describes the loudest dynamic level on the left and the quietest/softest dynamic level on the right.

 <p style="text-align: center;">DIMINUENDO/DESCRESCEDO</p>							

Fortississimo

Piano

Mezzo Piano

Fortissimo

Mezzo Forte

Pianissimo


Forte

Pianississimo

Dynamics


p mp mf f

ANSWERS



CRESCENDO

<i>ppp</i>	<i>pp</i>	<i>p</i>	<i>mp</i>	<i>mf</i>	<i>f</i>	<i>ff</i>	<i>fff</i>
------------	-----------	----------	-----------	-----------	----------	-----------	------------



DIMINUENDO/DESCRESCEDO

Fortississimo	Fortissimo	Forte	Mezzo Forte	Mezzo Piano	Piano	Pianissimo	Pianississimo
---------------	------------	-------	----------------	----------------	-------	------------	---------------