



Supporting Pupils with Medical Conditions Policy

Applicable to:	✓	Astley Community High School
	✓	Seaton Sluice Middle School
	✓	Whytrig Middle School
Approval body:	Pupil Support Committee	

Status:

Statutory policy or document	Yes
Review frequency	Governing Body to determine
Approval by	Governing Body to determine

Publication:

Statutory requirement to publish on school website	No
Agreed to publish on school website	Yes

Review:

Frequency	Next Review Due
Every three years	Autumn 2025

Version Control:

Author	Creation Date	Version	Status
Business Manager (SH)	3 December 2014	1.0	Initial draft based on NCC model policy (September 2014)
Changed by	Revision Date		
Business Manager (SH)	? September 2015	1.1	Updated in line with NCC model policy (June 2015)
Business Manager (BW)	2 July 2018	1.2	Updated to reflect new contact details and with some amendments to formatting
Business Manager (BW)	22 July 2019	1.3	Updated in line with NCC model policy (July 2019) to include information on day trips etc. and the use of AAls
Medication Coordinator (AS)	24 October 2019	1.4	Language adapted to state SVF policy rather than general guidance for schools
Business Manager (BW)	25 November 2019	1.5	Further updates to language throughout
Business Manager (BW)	4 December 2019	2.0	Final approved version for publication
Business Manager (BW)	12 December 2019	2.1	Updated in line with revised NCC model policy (December 2019) and new guidance on non-prescription medication
Medication Coordinator (AV)	5 December 2022	2.2	Full review of policy; minor changes to named individuals and to 10.7 to confirm that a risk assessment will always be carried out
Business Director (BW)	14 December 2022	3.0	Final approved version for publication

1 Introduction

- 1.1 From 1 September 2014 section 100 of the Children and Families Act 2014 placed a statutory duty on governing bodies (rather than local authorities) to ensure that arrangements are in place to support pupils with medical conditions whilst they are at school.
- 1.2 The County Council's Corporate Health and Safety Team originally prepared this policy in consultation with paediatricians from Northumbria Healthcare NHS Foundation Trust. The content is based upon the Department for Education's (DfE's) document entitled '[Supporting pupils at school with medical conditions](#)' which was published in December 2015.
- 1.3 A review of the model policy was completed in July 2019 to take account of guidance issued by the Department of Health (DoH) on the use of adrenaline auto-injectors (AAIs) in schools.
- 1.4 From 1 October 2017 the Human Medicines (Amendment) Regulations 2017 were amended to allow schools to purchase spare AAI devices, without a prescription, for emergency use in children who are at risk of anaphylaxis, in instances where their own device is not available or not working (e.g. because it is broken, or out-of-date). Even when a child has not been prescribed an AAI, in certain circumstances it is now permissible to administer the school's emergency AAI. The DoH document '[Guidance on the use of adrenaline auto-injectors in schools](#)' dated September 2017 provides detailed advice to schools that wish to keep a spare emergency AAI on site. The decision to keep spare AAIs lies with the school, it is not a mandatory requirement.
- 1.5 In August 2019, the NHS North of England Commissioning Support Unit issued guidance to Local Authorities in relation to the administration of non-prescribed medication, commonly known as over the counter medication, within schools. This was based on national guidance from NHS England to GPs aimed at curbing the routine prescribing of products that are for:
 - a self-limiting condition, which does not require any medical advice or treatment as it will clear up on its own, such as sore throats, coughs and colds
 - a condition that is suitable for self-care, which can be treated with items that can easily be purchased over the counter from a pharmacy, such as indigestion, mouth ulcers and warts and verrucae
- 1.6 The previous policy only allowed prescribed medication to be administered within schools, the exception to this being paracetamol. This policy has been amended to include this change in direction from the NHS, as the federation may get requests from parents to administer non-prescription medication.

2 Roles and responsibilities

Parents

- 2.1 In modern terminology the term 'parent' is understood to mean not just a parent but anyone who has parental responsibility for the care of a child. Parents have the principal responsibility for the administration of medication to their children, who have the right to be educated with their peers, regardless of any short or long-term needs for medication whilst at school.

- 2.2 Wherever possible, medication should be given at home by parents. If prescribed medicines are to be taken three or more times per day, parents should ask the prescribing doctor if the administration of the medication can occur outside normal school hours. Generally, non-prescription medication (such as cold remedies, cough medicines, hayfever eye drops etc.) will not be administered in school. However, in some circumstances the school may consider administering certain medication and each request received by a parent will be assessed individually.
- 2.3 The parents have the principal duty to inform the school of their children's medical conditions and to make a request for the Executive Headteacher to make arrangements for medication to be administered in school. This can occur if the child:
- has been newly diagnosed
 - is due to return after a long absence and has a chronic illness or long-term complaints, such as asthma, diabetes, epilepsy or another condition
 - is recovering from a short-term illness and is well enough to return to school whilst still receiving a course of antibiotics or other medication
 - has needs that have changed
 - is due to attend a new school

Health Care Professionals

- 2.4 In situations where the condition requires a detailed individual healthcare plan or specific specialist training is required for school staff this will often require direct input from Healthcare Professionals with clinical responsibility for the child. Examples include community or specialist nurses and, in the case of children with mobility needs, occupational therapists or physiotherapists.
- 2.5 Often the specific details in an individual healthcare plan can only be provided by professionals who have access to the confidential notes that the consultants and other healthcare professionals working with the child in question have prepared.
- 2.6 The roles of the Occupational Therapists and physiotherapists are clear; schools should continue to contact the Children's Physical Disability Occupational Therapy Service, Northumbria Healthcare NHS Foundation Trust Child Health, Woodhorn Lane Ashington NE63 9JJ; telephone 01670 564050.
- 2.7 The School Nursing Team is able to provide training on anaphylaxis and can provide a 'signposting role' should schools have difficulty accessing professional medical assistance or if there is uncertainty about which consultant to contact.
- 2.8 The specialist nurses employed by the Northumbria Trust are hospital-based and work directly with the relevant consultants. They provide training for diabetes and epilepsy and can offer the necessary assistance with healthcare plans for these conditions.

School Staff

- 2.9 Each request for medicine to be administered to a pupil in school will be considered on its merits. The Executive Headteacher will give consideration to the best interests of the pupil and the implications for the school.
- 2.10 It is generally accepted that school staff may administer prescribed medication whilst acting in loco parentis. However, it is important to note that this does not

imply that there is a duty upon these workers to administer medication and the following will be taken into account:

- No member of staff will be compelled to administer medication to a pupil.
- No medication can be administered in school without the agreement of the Executive Headteacher or his/her nominated representative.
- The Executive Headteacher and governors must nominate a member of staff to assume the role of Medication Coordinator, who will have overall responsibility for the implementation of this policy. The federation's Health and Safety Policy identifies Angela Vintis as having assumed the role of Medication Coordinator for the federation, and she holds an accredited Medicines Awareness Foundation Course Certificate. In addition to this, because our schools have an emergency asthma kit or emergency AAls, at least two volunteers have the responsibility of ensuring this kit is maintained correctly - in our federation the volunteers are Deborah Parsons (at ACHS/WMS) and Diane Morgan (at SSMS).
- Separate registers must be compiled defining those pupils who are permitted to use emergency inhalers and emergency AAls.
- Where it has been agreed that medication can be administered, named volunteers have been identified to undertake this task: in ACHS, Angela Vintis, Deborah Parsons, Arielle Prior and Charlotte Wiggett are the named volunteers; in WMS, Beverley Telfer; and in SSMS, Diane Morgan.
- The volunteers receive the appropriate guidance and training (where necessary).
- Parents requesting administration of medication will be referred to the federation's website where they can access a copy of this document. They will be asked to complete Part 1 of the form 'Administration of Medication to Pupils - Agreement between Parents and School', a copy of which can be found in Appendix 1. Completion of this form safeguards staff by allowing only prescribed medication to be administered.
- School staff may consult with the prescriber to ascertain whether medication can be given outside of school hours.

Day Trips, Residential Visits and Sporting Activities

- 2.11 School staff will be aware of how a child's medical condition will impact on their participation in such events; however, there will be enough flexibility for all children to participate according to their abilities and with any reasonable adjustments. The only exception would be in cases where evidence from a clinician, such as a GP or specialist consultant, states that participation is not possible.
- 2.12 To determine the reasonable adjustments required, the Medication Coordinator will complete a personalised risk assessment. This will ensure that planning arrangements take account of any steps needed to ensure that pupils with medical needs are included. The risk assessment will require consultation with parents and pupils and advice from the relevant healthcare professionals to ensure that pupils can participate safely. In certain situations it may also be appropriate to consult the intended activity providers.
- 2.13 The specific arrangements for a child attending an off-site visit will be recorded with the relevant visit specific information and logged on the EVOLVE system, together with supporting information, such as the risk assessment. These arrangements enable the child to participate fully in such activities and ensure social inclusion, as recommended by the Outdoor Education Advisory Board's National guidance 3.2e 'Inclusion'.

- 2.14 In general, the arrangements detailed in this policy for the safe storage and administration of medication will also apply when taken off site. Medication will be stored in a locked bag or box and held by a designated member of staff who is trained to administer it. Associated documentation, such as the personalised risk assessment, Healthcare plan and Medical Administration Record (MAR) (for Special Schools) will also be available and securely stored with the medication or on an encrypted digital device which does not rely on a data signal to access it.
- 2.15 The EVOLVE system has a facility which allows a visit form along with all associated attachments to be downloaded electronically to a compressed (zipped) folder to a digital device.
- 2.16 Emergency medication, such as inhalers, AAls etc, will be readily available and not locked away. During all off-site educational visits, there may be a requirement to purchase and administer non-prescribed, over the counter medication. In these circumstances, the advice given below should be adhered to and the parent must be contacted to gain informed consent to administer any medication. A record of any medication administered should be kept (see Appendix 5).

Liability and Indemnity

- 2.17 Members of staff administering medication in accordance with appropriate training or the details supplied by the parent may rest assured that they are indemnified under the conditions of the existing insurance policies. In such circumstances, any liabilities rest with the County Council.

3 General procedures

- 3.1 If medication cannot be given outside of school hours, parents should fill in the aforementioned request form (Appendix 1) giving the dose to be taken, the method of administration, the time and frequency of administration, other treatment, any special precautions and signed consent.
- 3.2 The parent (not the pupil) should bring all essential medication to school. It should be delivered personally to the Executive Headteacher or Medication Coordinator. Only the smallest practicable amount should be kept in school.
- 3.3 All prescribed medication taken in school must be kept in a clearly labelled pharmacy bottle, preferably with a child safety top, which must give the owner's name, the contents and the dosage to be administered. Any non-prescribed medication given should also be kept in the original packaging and include information on dosage. As a further safeguarding measure, all medication for individual children will be kept in a clear plastic container with identification information and a photograph of the child on the outside.
- 3.4 Whilst medication is in school, it will be kept in a locked cupboard or fridge in the main reception (ACHS/WMS) or the medical room (SSMS). In the event of an emergency it will be readily accessible to the named volunteer or young person, when required. The exceptions to this are inhalers, AAls and insulin; these medications will be carried by the child or kept in the classroom, depending on the child's age and developing independence:
- **ACHS:** Inhalers and AAls are the responsibility of the young person, unless they specifically ask for them to be held securely at reception in a named clear bag.

- **WMS:** Inhalers are kept at WMS reception in a clear bag with photo ID on the outside, and pupils are supervised whilst using their inhalers by an appropriate member of staff.
 - **SSMS:** Inhalers and AAls are the responsibility of the young person, unless they specifically ask for them to be held securely in the medical room in a named pouch; insulin is kept securely in the medical room.
- 3.5 Medication to be taken orally should be supplied with an individual measuring spoon or syringe. Eye drops and ear drops should be supplied with a dropper. A dropper or spoon must only be used to administer medicine to the owner of that implement.
- 3.6 When medication is given, the name of the drug, the dose, the mode of administration, the time that treatment is required to be given and date of expiry will be checked. A written record will be kept of the time it was given and by whom to avoid more than one person ever giving more than the recommended dose. This will be kept with the parental consent form (see Appendix 1). The parental consent form will be updated regularly (ideally annually) to take account of changes in a pupil's condition.
- 3.7 Where any change of medication or dosage occurs, clear written instructions from the parent should be provided. If a pupil brings any medication to school for which consent has not been given, school staff can refuse to administer it. In such circumstances the Executive Headteacher will contact the parent as soon as possible.
- 3.8 Renewal of medication which has passed its expiry date is the responsibility of the parent. Nevertheless, robust procedures are in place to ensure that out of date medication is not administered in error. If parents are unable to collect expired medication, federation staff will take it to the local pharmacy so that it can be disposed of safely. The medication will not be disposed of in any other way.
- 3.9 In all cases where, following the administration of medication, there are concerns regarding the reaction of the pupil, medical advice will be sought immediately and the parents informed.
- 3.10 A new duty on schools requires them to have procedures in place to cover transitional arrangements between schools. In our federation and partnership, healthcare plans of those pupils with medical conditions will be shared with staff in advance of transition. Staff will receive appropriate training and equipment and meet with parents.
- 3.11 Lunchtime and PE procedures vary between schools as follows:
- **WMS dry lunchtimes** - epipens/inhalers are collected from WMS reception by an assigned member of staff, where they are taken to the main hall and kept securely until they are returned back to the WMS reception by the assigned member of staff at the end of the lunch period.
 - **WMS wet lunchtimes** - the medication will remain in the main building, where the Medical Coordinator or reception staff will be contacted to bring medication to the dinner hall should the need arise.
 - **SSMS lunchtimes** - any pupils requiring medications are to report to the medical room where the Admin Assistant - Pupil Wellbeing or assigned member of staff will administer and then return medications to the correct storage areas.
 - **ACHS PE** - individual pupils are responsible for bringing their inhalers to the lesson; it is the responsibility of PE staff to ensure that children have their

medication available before participating in sporting activities. In an emergency situation, the Medical Coordinator will be contacted by staff.

- WMS PE - individual inhalers are collected from WMS reception by the children and are returned back to reception at the end of the lesson by the same child.
- SSMS PE - individual pupils are responsible for bringing their inhalers to the lesson; it is the responsibility of PE staff to ensure that children have their medication available before participating in sporting activities. In an emergency situation, the Medical Coordinator will be contacted by staff.

3.12 If members of staff are in doubt about any of the above procedures they should check with the parents or a health professional before taking further action.

4 Refusal or forgetting to take medication

4.1 If pupils refuse medication or forget to take it, the school will inform the child's parent as a matter of urgency. If necessary, the school will call the emergency services.

5 Non-prescribed medication

5.1 GPs in Northumberland will no longer be routinely prescribing medication which is otherwise available over the counter in a pharmacy, although there will be exceptions to this in specific cases.

5.2 It is not anticipated that this change will have a major impact on schools, as the advice remains that any treatment of minor conditions where the child is still able to attend school, should, in the main be undertaken at home by the parent or carer. Schools are not expected to administer medication such as cough medicines, cold remedies, hayfever eye drops etc. Staff should not ask parents to obtain a prescription to allow these products to be administered within school as it is extremely unlikely that the GP will provide this. The final decision on whether to administer over the counter medication lies with the Executive Headteacher.

5.3 Where a decision is made by the Executive Headteacher to administer over the counter medication to a pupil, the following will be ensured:

- An 'Administration of Medication to Pupils - Agreement between Parents and School' form (see Appendix 1) is completed and includes any information given to the parent by the GP or pharmacist, including dosage.
- The medication is in the original packaging from the manufacturer which includes the name of the medicine and recommended dosage range (ensuring this includes the dosage range for the age of the child).
- The expiry date is checked and the medication is still in date.
- The dosage on the parental agreement form matches that on the packaging/information leaflet provided with the medication and the parent is contacted if there is a discrepancy.

5.4 Non prescription medication should be used on a time limited basis. If it appears that the child is frequently receiving this medicine, it may be appropriate to recommend that an appointment with the GP is needed to discuss the continued need for the medicine.

5.5 It is envisaged that the vast majority of medication administered within the schools will still be prescribed.

Paracetamol

- 5.6 At the discretion of the Executive Headteacher, paracetamol can be issued, provided the practice is strictly controlled by adopting the same standards as for other medication. Once again, a formal agreement should be made between the school and the parents (Appendix 1). The Executive Headteacher will authorise specific members of staff to dispense the tablets. In order to monitor and prevent the danger of any individuals overdosing on the medication, the nominated member of staff will keep a record of when it was issued, giving such information as the name of the pupil and the time and the dose which was administered (see Appendix 5). Before administering the medication, members of staff will always ask the child whether any side effects or allergic reactions have been experienced previously.
- 5.7 Paracetamol will never be administered without first checking maximum dosages and when the previous dose was taken. A record will be kept of the dose given, and a note sent home to the parents indicating the amount and frequency of the doses administered. Overall control of the administration of such analgesics can help in preventing pupils bringing their own supplies into school.
- 5.8 500mg paracetamol tablets are recommended for such problems as migraines and period pain.
- 5.9 The paracetamol will be kept securely under lock and key and dispensed with care since over-dosage is dangerous. Paracetamol must not be kept in first-aid boxes.
- 5.10 In the main, children of primary school age should only be given paracetamol in exceptional circumstances under the supervision of their GP. However, in certain circumstances, such as if a child has a raised temperature, the Executive Headteacher can authorise the use of paracetamol via a formal agreement with the parent, as described above.
- 5.11 On no account will aspirin or preparations that contain aspirin be given to pupils unless a doctor has prescribed such medication.

6 Individual healthcare plan

- 6.1 This section of the policy covers the role of individual healthcare plans in supporting pupils at school who have long-term, severe or complex medical conditions. Statutory guidance imposes a requirement to identify the member of staff who is responsible for the development of these plans. **The school healthcare plan in Appendix 3 must always be completed by school staff, regardless of any other health care plan or other documentation provided by a healthcare professional.**
- 6.2 The governing body will ensure that there are robust school arrangements to:
- establish the need for a plan
 - ensure that plans are adequate
 - review plans at least annually or earlier if evidence indicating that the child's needs have changed is brought to its attention
- 6.3 Healthcare plans will be developed with the child's best interests in mind and the school will ensure that it assesses and manages risks to the child's education, health and social well-being and minimises disruption.

- 6.4 Personalised risk assessments, moving and handling risk assessments, emergency procedures and other such documents will be used to supplement the individual healthcare plan, as appropriate.
- 6.5 A healthcare plan template is given in Appendix 3. To ensure compliance with statutory guidance the following issues will be taken into account:
- the medical condition, its triggers, signs, symptoms and treatments
 - the pupil's resulting needs, including medication (with details of dose, side-effects and storage arrangements) and other treatments, time, facilities, equipment, testing, access to food and drink where this is used to manage his/her condition, dietary requirements and environmental issues such as crowded corridors and travel time between lessons
 - specific support for the pupil's educational, social and emotional needs - for example, how absences will be managed, requirements for extra time to complete exams, use of rest periods or additional support in catching up with lessons, counselling sessions
 - the level of support needed, including in emergencies (some children will be able to take responsibility for their own health needs). If a child is self-managing their medication, this should be clearly stated with appropriate arrangements for monitoring
 - who will provide this support, their training needs, expectations of their role and confirmation of their proficiency to provide support for the child's medical condition from a healthcare professional, together with an indication of the arrangements for cover that will be available when those supporting are unavailable
 - who in the school needs to be aware of the child's condition and the support required
 - the need to establish arrangements which enable written permission from parents and the Executive Headteacher to be drawn up, thus authorising a member of staff to administer medication or allowing the pupil to self-administer during school hours
 - the designated individuals to be entrusted with information about the child's condition where the parent or child has raised confidentiality issues
 - what to do in an emergency, including whom to contact, and contingency arrangements; some children may have an emergency healthcare plan prepared by their lead clinician that could be used to inform development of their individual healthcare plan
 - the separate arrangements or procedures required for school trips, educational visits or other extra-curricular activities

7 Practical advice for common conditions

- 7.1 A small number of children need medication to be given by injection, AAls or other routes. The most appropriate arrangements for managing these situations effectively are best determined by agreement between the school, parent, school nurse (where there is one) and the doctor who prescribed the medication. Experience suggests that it is helpful to have a meeting of all interested parties in school, as it is essential that parents and teaching staff are satisfied with the arrangements that are made.
- 7.2 Members of staff willing to administer medication will be made fully aware of the procedures and will receive appropriate training from competent healthcare staff. More information on training requirements is given below in the sections of this policy covering common medical conditions. The majority of parents will be aware of

the contact details for their child's specialist nurse or consultant. Schools will contact them directly in the first instance. The School Nursing Team can be contacted for advice and is able to direct staff to other health agencies where necessary. An individual healthcare plan for each pupil with a medical need must be completed and conform to the procedures described above. Information in the appendices should prove helpful.

- 7.3 The medical conditions in children that most commonly cause concern in schools are asthma, epilepsy, diabetes and anaphylaxis. Essential information about these conditions is provided within this policy. More detailed information can be obtained from the following organisations:

- [Asthma UK](#)
- [Epilepsy Society](#) (formerly The National Society for Epilepsy)
- [Epilepsy Action](#) (formerly the British Epilepsy Association)
- [Diabetes UK](#)
- [Anaphylaxis Campaign](#)
- [National Electronic Library for Medicines](#) (NHS)
- [Resuscitation Council \(UK\)](#)

8 Anaphylaxis

What is Anaphylaxis?

- 8.1 Anaphylaxis is an extreme allergic reaction that occurs rarely, in people who have an extreme sensitivity to a particular substance known as an allergen. It can affect the whole body, including the airways and circulation. Often it occurs within minutes of exposure to the allergen, though sometimes it does not arise until many hours later. **Anaphylaxis is potentially life threatening - delays in giving adrenaline are a common finding in fatal reactions.**

What Causes It?

- 8.2 Common causes of anaphylaxis include:

- edible triggers, such as peanuts, tree nuts, fish, shellfish, dairy products, wheat, sesame, soya and eggs
- other triggers, such as latex, the venom of stinging insects (for example wasps, bees and hornets), medication such as penicillin, antibiotics and ibuprofen, and other drugs or injections

- 8.3 Anaphylactic shock is the most severe form of allergic reaction. This occurs when the blood pressure falls dramatically and the patient loses consciousness.

What are the Signs of the Condition?

- 8.4 Common signs of anaphylaxis in children include:

- swelling in the throat, which can restrict the air supply thus causing breathing difficulties
- severe asthma
- dizziness
- itchy skin, generalised flushing of the skin, tingling or itching in the mouth or hives anywhere on the body
- swelling of the lips, hands and feet

- abdominal cramps, nausea and vomiting

What is the Treatment for the Condition?

- 8.5 The treatment for a severe allergic reaction is an injection of adrenaline (also known as epinephrine) into the muscle of the upper outer thigh via an AAI, such as an epiPen, anapen or jext. An injection should be given as soon as a reaction is suspected.
- 8.6 **Anaphylaxis is potentially life threatening - delays in giving adrenaline are a common finding in fatal reactions.** It should always be regarded as a medical emergency which requires that an ambulance be called immediately. Staff will always make it clear to the emergency operator that the child is showing symptoms of anaphylaxis so that they can prioritise the call. A useful poster on emergency arrangements to be taken is provided in Appendix 9.

Healthcare Plan

- 8.7 Anaphylaxis is manageable. With sound precautionary measures, the development of a suitable healthcare plan and support from members of staff, school life may continue as normal for all concerned.
- 8.8 The federation's local procedures for the use of AAI include the following:
- awareness among all members of staff that the child has this particular medical condition
 - awareness of the symptoms associated with anaphylactic shock
 - knowledge of the type of injector to be used
 - labelling of injectors for the child concerned, for example adrenaline, antihistamine
 - knowledge of the locations where the injector is stored, preferably in an easily accessible place such as a medication box (ACHS main reception, WMS reception, and the medical room at SSMS)
 - the protocol for use of any spare AAIs kept in school and the register of pupils to the spare AAI can be given
 - the provision of appropriate instruction and training to nominated members of staff
 - familiarity with the names of those trained to administer treatment
 - an understanding of the need to keep records of the dates of issue
 - knowledge of emergency contacts
- 8.9 This type of information will be suitably displayed in the areas where the medication is to be kept. The information will include the name of the child and, ideally, a photograph. Care will be given to ensure confidentiality. The information will be accessible but not publicly displayed, and will accompany the medication on school trips. The arrangements for swimming and other sporting activities will also be considered.
- 8.10 Collectively, it is for the Executive Headteacher, the child's parents and the medical staff involved to decide how many adrenaline devices the school should hold, and where they should be stored.
- 8.11 Where children are deemed sufficiently responsible for carrying their own emergency treatment with them, it is nevertheless important that a spare set should always be kept safely on site. This is accessible to all staff and stored in a secure

place. In an emergency situation it is important to avoid any delay, and it may often be quicker for staff to use an injector that is with the child rather than taking time to collect one from a central location.

Spare Emergency AAI

8.12 As mentioned above, schools are now able to keep spare AAI's on the premises. Both sites hold emergency AAI's, and so it is important that school staff read the content of the DoH document '[Guidance on the use of adrenaline auto-injectors in schools](#)'.

8.13 Spare AAI's are available, without a prescription, from a pharmacist; a sample letter requesting these can be found in the above document, which also details the various brands and doses available, depending on the age of the child (see page 7 of the above document). The spare AAI can be administered to a pupil whose own prescribed AAI cannot be administered correctly without delay or is not available; it does not replace a child's own prescribed AAI. Staff are also able to administer this to those children who have not been prescribed an AAI, but only in cases where both written medical authorisation and written parental consent for its use has been provided. In the event of a possible severe allergic reaction in a pupil who does not meet these criteria, emergency services (999) should be contacted and advice sought from them as to whether administration of the spare AAI is appropriate.

8.14 The federation's protocol for spare AAI's is to:

- make arrangements for the supply, storage, care, and disposal of spare AAI's
- keep a register of pupils who have been prescribed an AAI (or where a doctor has provided a written plan recommending AAI's to be used in the event of anaphylaxis)
- obtain written consent from the pupil's parent/legal guardian for use of the spare AAI as part of a pupil's individual healthcare plan
- ensure that any spare AAI is used only on pupils where both medical authorisation and written parental consent has been provided
- offer appropriate support and training for staff in the use of the AAI in line with the federation's wider policy on supporting pupils with medical conditions
- name Angela Vintis as the named individual responsible for overseeing the protocol and monitoring its implementation and maintaining the allergy register; and Deborah Parsons (ACHS/WMS) and Diane Morgan as the two individuals responsible for the supply, storage, care and disposal of the AAI should also be included
- keep a record of use of any AAI's as required by this policy, and informing parents or carers that their pupil has been administered an AAI and whether this was the school's spare AAI or the pupil's own device

8.15 In the event of the spare AAI being needed, staff should contact a designated first aider at main reception.

The Emergency Anaphylaxis Kit

8.16 It is good practice for schools holding spare AAI's to store these as part of an emergency anaphylaxis kit which should include:

- one or more AAI's
- instructions on how to use the device
- instructions on storage of the AAI device
- manufacturer's information

- a checklist of injectors, identified by their batch number and expiry date with monthly checks recorded
- a note of the arrangements for replacing the injectors
- a register of pupils to whom the AAI can be administered
- an administration record

8.17 The emergency kit is kept together with the emergency asthma inhaler kit if one is kept (see below). Many food-allergic children also have asthma, and asthma is a common symptom during food-induced anaphylaxis.

8.18 Severe anaphylaxis is an extremely time-critical situation. Delays in administering adrenaline have been associated with fatal outcomes. All AAI devices, including those in the emergency kit, are kept in a safe and suitably central location to which all staff have access, but in which the AAI is out of the reach and sight of children. They must not be locked away in a cupboard or an office where access is restricted. They are not located more than five minutes away from where they may be needed.

8.19 Any spare AAI devices held in the emergency kit will be kept separate from pupils' own prescribed AAI which might be stored nearby; the spare AAI will be clearly labelled to avoid confusion.

Storage and Care of the AAI

8.20 The allergy/anaphylaxis protocol should include staff responsibilities for maintaining the spare anaphylaxis kit. Deborah Parsons (ACHS/WMS) and Diane Morgan (SSMS) have responsibility for ensuring that:

- on a monthly basis the AAI's are present and in date
- replacement AAI's are obtained when expiry dates approach (this can be facilitated by signing up to the AAI expiry alerts through the relevant AAI manufacturer)
- the AAI devices are stored at room temperature (in line with manufacturer's guidelines), protected from direct sunlight and extremes of temperature

8.21 Parents should take their pupil's own prescribed AAI's home before school holidays to ensure that their own AAI's remain in date and have not expired.

Disposal

8.22 Once an AAI has been used it cannot be reused and must be disposed of according to manufacturer's guidelines. Used AAI's will be given to the paramedics on arrival or disposed of in a pre-ordered sharps bin.

School Trips, including Sporting Activities

8.23 The federation will conduct a risk-assessment for any pupil at risk of anaphylaxis taking part in a school trip, in much the same way as we already do with regard to safeguarding etc. Pupils at risk of anaphylaxis should have their AAI with them, and there will be staff trained to administer the AAI in an emergency. It may be appropriate, under some circumstances, to take spare AAI's on some trips.

Food Management

8.24 Day-to-day policy measures are needed for food management and awareness of the child's needs in relation to the menu, individual meal requirements and snacks in

school. The Catering Manager will be made fully aware of each child's particular requirements. A kitchen code of practice is in place.

- 8.25 Parents often ask for the Executive Headteacher to exclude from the premises the food to which their child is allergic. This is not always feasible, although appropriate steps to minimise any risks to allergic children will be taken.

Training

- 8.26 All staff should:

- be trained to recognise the range of signs and symptoms of an allergic reaction
- understand the rapidity with which anaphylaxis can progress to a life-threatening reaction, and that anaphylaxis may occur with prior mild (e.g. skin) symptoms
- appreciate the need to administer adrenaline without delay as soon as anaphylaxis occurs, before the patient might reach a state of collapse (after which it may be too late for the adrenaline to be effective)
- be aware of the anaphylaxis protocol
- be aware of how to check if a pupil is on the register
- be aware of how to access the AAI

- 8.27 Where members of staff have volunteered to inject adrenaline in an emergency the federation will contact the School Nursing Team at Northumbria Healthcare to arrange for them to deliver an appropriate training session in the use of the auto-injectors. Colleagues can be reassured that these devices are simple to administer.

9 Asthma

What is Asthma?

- 9.1 People with asthma have airways which narrow as a reaction to various triggers. The narrowing or obstruction of the airways causes breathing difficulties.

What Causes it?

- 9.2 There are many things that can trigger an asthma attack. Common examples include:

- viral infections
- house dust mites
- pollen
- smoke
- fur
- feathers
- pollution
- laughter
- excitement
- stress

What are the Signs of the Condition?

- 9.3 The most common symptoms of an asthma attack include:

- coughing

- wheezing
- difficulty breathing
- nasal flaring
- a tight feeling in the chest (younger children may express this as ‘tummy ache’ or feeling like someone is sitting on their chest)
- inability to talk in complete sentences (some children will go very quiet)

What is the Treatment for the Condition?

9.4 The main types of medicines used to treat asthma are discussed briefly below:

- **Relievers:** Usually it is a reliever that a child will need during the school day. Relievers (usually blue inhalers) are medicines that are taken immediately to relieve the symptoms of asthma during an attack. They quickly relax the muscles surrounding the narrowed airways thus allowing them to open wider, making it easier for the child to breathe. They are sometimes taken before exercise.
- **Preventers:** Preventer inhalers can be brown, red or orange in colour and can sometimes be in the form of tablets. Preventers are usually used out of school hours and it is rare for them to be needed during the school day. Preventers protect the lining of the airways, help to calm the swelling and stop the tubes in the lungs from being so sensitive.
- **Spacers:** Both kinds of inhalers are often used in combination with spacers which help deliver medicine to the lungs more effectively. Where prescribed, the spacer should be individually labelled and kept with the inhaler.
- **Nebulisers:** A nebuliser is a machine that creates a mist of medicine that is then breathed through a mask or mouthpiece. They are becoming increasingly less common. Pupils with asthma should not normally need to use a nebuliser in school. However, if they do have to use one then members of school staff will need to receive appropriate training from a healthcare professional.

Training

9.5 Since emergency treatments vary in each case, the parents will often be best placed to inform schools of the child’s treatment regime. There may be a specialist nurse from the local NHS Trust who can deliver training and will have access to the medical advice that has informed the healthcare plan.

9.6 Children with asthma will often be looked after solely by their GP or Asthma Nurse. Although the GP would be unable to provide training it is likely that they will provide the information that would help school staff to complete the healthcare plans. Children with complex conditions may have access to a specialist nurse with expert knowledge in oncology, nephrology, gastroenterology, urology or cystic fibrosis, who may be able to assist.

9.7 Designated members of staff have been trained in:

- recognising asthma attacks (and distinguishing them from other conditions with similar symptoms)
- responding appropriately to a request for help from another member of staff
- recognising when emergency action is necessary
- administering salbutamol inhalers through a spacer
- keeping appropriate records of asthma attacks

9.8 In addition to this, it would be reasonable for ALL members of staff to be:

- trained to recognise the symptoms of an asthma attack and, ideally, how to distinguish them from other conditions with similar symptoms
- aware of this policy
- aware of how to check if a child is on the asthma register
- aware of how to access the emergency inhaler and who the designated members of staff are, and the policy on how to access their help

9.9 Asthma UK has produced demonstration films on using a metered-dose inhaler and spacers suitable for staff and children:

<http://www.asthma.org.uk/knowledge-bank-treatment-and-medicines-using-your-inhalers>

9.10 Beat Asthma also has a useful resource page specifically aimed at schools:
<http://www.beatasthma.co.uk/resources/schools/>

Healthcare Plan

9.11 Pupils with asthma will have an individual healthcare plan, details of which are given above and in Appendix 3.

9.12 The federation will agree with parents of children with asthma how to recognise when their child's asthma gets worse and what action needs to be taken at that time. An Asthma Action Plan (available from Asthma UK) may be used to store written information about a child's asthma. The child's GP or Asthma Nurse will complete this in conjunction with the child and his/her parent. It includes details of the inhalers used, asthma triggers for the child, emergency action and contacts for the GP or Asthma Nurse. This can be attached to the healthcare plan.

Asthma Register

9.13 A register of children who have been diagnosed with asthma or prescribed a reliever inhaler will be kept, as in our schools it is not feasible for individual members of staff to be aware of which children these are.

9.14 The asthma register is easy to access, and allows for a quick check to take place to establish if a child is recorded as having asthma and that consent for an emergency inhaler to be administered has been obtained.

Carrying the Medication

9.15 Pupils with asthma need to keep their reliever inhalers with them at all times.

9.16 It is good practice to allow pupils who have asthma to carry their own medication from a relatively early age. This is especially important if the inhaler or nebuliser is needed to relieve symptoms regularly or if attacks are sporadic and particularly severe. Children with asthma learn from their past experience of attacks; they usually know just what to do and will probably carry the correct emergency treatment.

9.17 If pupils are not able to do so then inhalers will be stored safely away and members of staff should issue them when the child needs the medication. This method may be more appropriate for younger pupils with asthma who may not be able to use the inhaler without help or guidance.

- 9.18 If the child is too young or immature to take personal responsibility for his/her inhaler, members of staff will make sure that it is stored in a safe but readily accessible place, and clearly marked with the child's name.
- 9.19 All asthma medicine will be clearly labelled with the child's name. The expiry date of the medicines will be checked every six months.

Emergency Salbutamol Inhalers in Schools

- 9.20 Schools are permitted to keep a supply of salbutamol inhalers on site for use in an emergency. This is a sensible contingency arrangement in the event that children lose, forget or break their inhalers.
- 9.21 The emergency salbutamol inhaler should only be used by children:
- who have been diagnosed with asthma
 - who have been prescribed a reliever inhaler
 - for whom written parental consent for use of the inhaler has been given
- 9.22 Information on the use of the emergency inhaler will be recorded in a child's individual healthcare plan.
- 9.23 Schools are not required to hold an inhaler - this is a discretionary power enabling them to do so if they wish. Those which choose to keep an emergency inhaler will use the guidance below to establish a protocol for its use.
- 9.24 Keeping an inhaler for emergency use will have many benefits. It could prevent an unnecessary and traumatic trip to hospital and, potentially, save the child's life. Having a protocol that sets out how and when the inhaler should be used will also protect members of staff by ensuring they know what to do in the event of a child having an asthma attack; this includes:
- establishing arrangements for the supply, storage, care and disposal of the inhaler and spacers; these responsibilities have been assigned to Deborah Parsons (ACHS/WMS) and Diane Morgan (SSMS)
 - maintaining a register of pupils who have been diagnosed with asthma or prescribed a reliever inhaler; the register should confirm that parental consent has been obtained for use of the emergency inhaler and a copy of it should be kept with the emergency inhaler
 - having written parental consent for use of the emergency inhaler included as part of a child's individual healthcare plan; this consent can either be secured by amending the School/Parental Agreement Form (Appendix 1) to include this permission or by using the specific consent form for use of the emergency inhaler (Appendix 6) which will be updated regularly, ideally annually, to take account of changes to a child's condition
 - arranging for appropriate support and training for staff in the use of the emergency inhaler in line with this policy
 - keeping a record of use of the inhaler (including when and where the attack took place, how much medication was given and by whom) and informing parents or carers that their child has used the emergency inhaler (this should be in writing so the parent can pass the information onto the child's GP - a sample letter is attached as Appendix 7)
- 9.25 The Medication Coordinator and Executive Headteacher will monitor the protocol to ensure compliance with it.

Supply

- 9.26 Schools can buy inhalers and spacers from a pharmaceutical supplier, such as a local pharmacy, without a prescription, provided the general advice relating to these transactions are observed. Schools can buy inhalers in small quantities provided it is done on an occasional basis and is not for profit.
- 9.27 A supplier will need a request signed by the Executive Headteacher (ideally on appropriately headed paper) stating:
- the name of the school for which the product is required
 - the purpose for which that product is required
 - the total quantity required

The Emergency Kit

- 9.28 Each emergency asthma inhaler kit will include:
- a salbutamol metered dose inhaler
 - at least two single-use plastic spacers compatible with the inhaler
 - instructions on using the inhaler and spacer
 - instructions on cleaning and storing the inhaler
 - manufacturer's information
 - a checklist of inhalers, identified by their batch number and expiry date, with monthly checks recorded
 - a note of the arrangements for replacing the inhaler and spacers
 - a register of children permitted to use the emergency inhaler as detailed in their individual healthcare plans
 - a record of when the inhaler has been used
 - a copy of the school protocol on the use of the emergency salbutamol inhaler

Salbutamol

- 9.29 Salbutamol is a relatively safe medicine, particularly if inhaled, but all medicines can have some adverse effects. Those of inhaled salbutamol are well known, tend to be mild, temporary and not likely to cause serious harm. The child may feel a bit shaky or may tremble, or may say that they feel their heart is beating faster. The main risk of allowing schools to hold a salbutamol inhaler for emergency use is that it may be administered inappropriately to a breathless child who does not have asthma. It is essential, therefore, that staff follow the advice in this policy in relation to whom the emergency inhaler can be used by.
- 9.30 Children may be prescribed inhalers for their asthma which contain an alternative reliever medication to salbutamol (such as terbutaline). The salbutamol inhaler should still be used by these children if their own inhalers are not accessible - it will still help to relieve their asthma and could save a life.

Storage and Care of the Inhaler

- 9.31 Inhalers and spacers will be kept in the main reception (ACHS/WMS) and medical room (SSMS); these locations are known to all members of staff, and to which they have access to at all times. However, the inhaler will be stored out of the reach and sight of children. The inhaler and spacer should not be locked away.

- 9.32 The inhaler should be stored at the appropriate temperature (in line with the manufacturer's guidelines), usually below 30°C, protected from direct sunlight and extremes of temperature. The inhaler and spacers should be kept separate from any individual child's inhaler; the emergency inhaler should be clearly labelled to avoid confusion with a child's inhaler. An inhaler should be primed when first used (for example, spray two puffs). As it can become blocked again when not used over a period of time, it should be regularly primed by spraying two puffs.
- 9.33 To avoid possible risk of cross-infection, the plastic spacer should not be reused. It can be given to the child to take home for future personal use. The inhaler itself, however, can usually be reused, provided it is cleaned after use. The inhaler canister should be removed, and the plastic inhaler housing and cap should be washed in warm running water, and left to dry in air in a clean, safe place. The canister should be returned to the housing when it is dry, and the cap replaced, and the inhaler returned to the designated storage place.
- 9.34 However, if there is any risk of contamination with blood (for example if the inhaler has been used without a spacer), it should also not be re-used but disposed of.
- 9.35 The two named volunteers should have responsibility for ensuring that:
- on a monthly basis the inhaler and spacers are present and in working order, and the inhaler has sufficient number of doses available
 - replacement inhalers are obtained when expiry dates approach
 - replacement spacers are available following use
 - the plastic inhaler housing (which holds the canister) has been cleaned, dried and returned to storage following use, or replacements are available if necessary.

Disposal

- 9.36 Manufacturers' guidelines usually recommend that spent inhalers are returned to the pharmacy to be recycled. To do this legally, the federation would need to register as a lower-tier waste carrier, as a spent inhaler counts as waste for disposal.
- 9.37 Registration only takes a few minutes online, and is free, and does not usually need to be renewed in future years. The hyperlink to enable schools to register is: <https://www.gov.uk/waste-carrier-or-broker-registration>
- 9.38 However, following discussions, the Council's Waste Management and Disposal Team has determined that owing to the very small quantities of emergency inhalers which Northumberland schools will produce, a more sensible and pragmatic solution would be for each school to put them into its recycling and rubbish bins.
- 9.39 Schools requiring further information about this particular topic should call 0845 600 6400 and ask to speak to the Contracts and Commercial Team (Waste Management).

PE and Off-site Activities

- 9.40 Children with asthma should participate in all aspects of school life, including physical activities. They need to take their reliever inhaler with them on all off-site activities and these should always be available during physical education, sports activities and educational visits. Physical activity benefits children with asthma in the same way as other children. Swimming is particularly beneficial, although endurance work may need to be avoided. Some children may need to take their

reliever asthma medicines before any physical exertion. Warm-up activities are essential before any sudden activity especially in cold weather. Particular care may be necessary in cold or wet weather.

- 9.41 The emergency inhaler kit should be easily accessible should the child's primary inhaler not be available.

Action During an Attack

- 9.42 When a child has an attack they should be treated according to their individual healthcare plan or asthma card, as previously agreed. If the child does not have his/her prescribed reliever inhaler available, then the school's emergency inhaler can be used in the circumstances described previously. An ambulance should be called if:

- the symptoms do not improve sufficiently in 5-10 minutes
- the child is too breathless to speak
- the child is becoming exhausted
- the child has a blue/white tinge around the lips
- the child has collapsed

- 9.43 Because asthma varies from child to child, it is impossible to provide emergency guidance that will apply uniformly in every single case. However, the guidelines given in Appendix 8 may be helpful.

10 Diabetes

What is Diabetes?

- 10.1 Diabetes is a condition where the amount of glucose in the blood is too high because the body cannot use it properly.

What Causes it?

- 10.2 Diabetes is a disorder caused when the pancreas produces an insufficient amount of the hormone insulin or when insulin production is absent. There are two main types of diabetes which are discussed briefly below:

- **Type 1 diabetes** develops when the insulin-producing cells have been destroyed and the body is unable to generate any of the substance. It is treated with insulin either by injection or pump, a healthy diet and regular physical activity. The majority of affected children have Type 1 diabetes.
- **Type 2 diabetes** develops when the body does not produce enough insulin or the insulin that is produced does not work properly. This type of diabetes is treated with a healthy diet and regular physical activity, though medication (and/or insulin) is often required.

- 10.3 In both instances each child may experience different symptoms and these should be discussed when drawing up the healthcare plan.

What is the Treatment for the Condition?

- 10.4 For most children diabetes is controlled by injections of insulin each day. Some children may require multiple injections, though it is unlikely that they will need to be given injections during school hours.

- 10.5 In some cases, the child's condition may be controlled by an insulin pump. Most children can manage their own injections, however, if doses are required at school then supervision may be required and a suitable, private place to inject will need to be identified.
- 10.6 It has become increasingly common for older children to be taught to count their carbohydrate intake and adjust their insulin accordingly. This means that they have a daily dose of long-acting insulin at home, usually at bedtime and then insulin with breakfast, lunch and evening meal, and before substantial snacks. The child is taught how much insulin to give with each meal, depending on the amount of carbohydrate eaten. The child is then responsible for administering injections and the regime to be followed would be detailed in the individual healthcare plan.
- 10.7 It is essential that children with diabetes make sure that their blood glucose levels remain stable. They may check their levels by taking a small sample of blood and using a small monitor at regular intervals. They may need to do this during the school lunch break, before PE or more regularly if their insulin needs to be adjusted. The majority of older children will be able to undertake this task without assistance and will simply need a suitable place to do it. However, younger children may need adult supervision to carry out the test and/or interpret the results. A risk assessment will be carried out in all cases.
- 10.8 When members of staff agree to administer blood glucose tests or insulin injections, they should be trained by an appropriate health professional, usually a specialist nurse with clinical responsibility for the treatment of the particular child.

Healthcare Plan

- 10.9 A healthcare plan will be needed for pupils with diabetes see above and Appendix 3.
- 10.10 Children with diabetes need to be allowed to eat regularly during the day. This may include eating snacks during class-time or prior to exercise. Schools may need to make special arrangements for pupils with diabetes if the school has staggered lunchtimes. Members of staff need to be made aware that if a child should miss a meal or snack he/she could experience a hypoglycaemic episode (commonly known as a 'hypo') during which the blood glucose level falls too low. It is, therefore, important that staff should be aware of the need for children with diabetes to have glucose tablets or a sugary drink to hand. After strenuous activity a child may experience similar symptoms, in which case the teacher in charge of physical education or other sessions involving physical activity should be aware of the need to take appropriate action.

What are the Signs of a Hypoglycaemic Episode?

- 10.11 Staff should be aware that the following symptoms, either individually or in combination, may be an indicator of low blood sugar:
- hunger
 - sweating
 - drowsiness
 - pallor
 - glazed eyes
 - shaking or trembling
 - lack of concentration

- irritability
- headache
- mood changes, especially angry or aggressive behaviour

10.12 Each child may experience different symptoms and this should be discussed when drawing up individual healthcare plans.

Emergency Action

10.13 If a child experiences a 'hypo', it is very important that he/she is not left alone and that a fast acting sugar, such as glucose tablets, a glucose rich gel or a sugary drink is brought to the child and given immediately. Slower acting starchy food, such as a sandwich or two biscuits and a glass of milk, should be given once the child has recovered, some 10-15 minutes later.

10.14 An ambulance should be called if:

- the child's recovery takes longer than 10-15 minutes
- the child becomes unconscious

Hyperglycaemia

10.15 Some children may experience hyperglycaemia, which is a high glucose level.

10.16 The underlying cause of hyperglycaemia will usually be from loss of insulin producing cells in the pancreas or if the body develops resistance to insulin.

10.17 More immediate reasons for it include:

- missing a dose of diabetic medication, tablets or insulin
- eating more carbohydrates than the body and/or medication can manage
- being mentally or emotionally stressed
- contracting an infection

10.18 The symptoms of hyperglycaemia include thirst and the passing of large amounts of urine. Tiredness and weight loss may indicate poor diabetic control. If these symptoms are observed members of staff should draw these signs to the attention of parents. If the child is unwell, is vomiting or has diarrhoea this can lead to dehydration. If the child is giving off a smell of pear drops or acetone this may be a sign of ketosis and dehydration and he/she will require urgent medical attention.

10.19 Further information on this condition can be found on the [Diabetes UK](#) website.

11 Epilepsy

What is Epilepsy?

11.1 Epilepsy is characterised by a tendency for someone to experience recurrent seizures or a temporary alteration in one or more brain functions.

What Causes it?

11.2 An epileptic seizure, sometimes called a fit, turn or blackout can happen to anyone at any time. Seizures can happen for many reasons and can result from a wide variety of disease or injury.

- 11.3 Triggers such as anxiety, stress, tiredness and illness may increase the likelihood that a child will have a seizure. Flashing or flickering lights and some geometric shapes or patterns can also trigger seizures. The latter is called photosensitivity and is very rare. Most children with epilepsy can use computers and watch television without any problem.

What are the Signs of the Condition?

- 11.4 Seizures can take many different forms and a wide range of terms may be used to describe the particular seizure pattern that individual children experience.
- 11.5 What the child experiences depends on whether all of the brain is affected or the part of the organ that is involved in the seizure. Not all seizures involve loss of consciousness. When only a part of the brain is affected, a child will remain conscious with symptoms ranging from the twitching or jerking of a limb to experiencing strange tastes or sensations such as pins and needles. Where consciousness is affected, a child may appear confused, wander around and be unaware of their surroundings. They could also display unusual symptoms, such as plucking at clothes, fiddling with objects or making mumbling sounds and chewing movements. They may not respond if spoken to. Afterwards, they may have little or no memory of the seizure.
- 11.6 Most seizures last for a few seconds or minutes, and stop of their own accord. In some cases, seizures go on to affect all of the brain and the child loses consciousness. Such seizures might start with the child crying out, then the muscles becoming stiff and rigid. The child may fall down. Then there are jerking movements as muscles relax and tighten rhythmically. During a seizure breathing may become difficult and the child's colour may change to a pale blue or grey colour around the mouth. Some children may bite their tongue or cheek and may wet themselves.
- 11.7 After a seizure a child may feel tired, be confused, have a headache and need time to rest or sleep. Recovery times vary. Some children feel better after a few minutes while others may need to sleep for several hours.
- 11.8 Another type of seizure affecting all of the brain involves a loss of consciousness for a few seconds. A child may appear 'blank' or 'staring', and sometimes there will be fluttering of the eyelids. Such absence seizures can be so subtle that they may go unnoticed. They might be mistaken for daydreaming or not paying attention in class.

What is the Treatment for the Condition?

- 11.9 The great majority of seizures can be controlled by anti-epileptic medication. It should not be necessary to take regular medicine during school hours.

Healthcare Plan

- 11.10 An individual healthcare plan is needed when a pupil has epilepsy.
- 11.11 Parents and health care professionals will provide information to the federation's Medication Coordinator so that it can be incorporated into the individual healthcare plan, detailing the particular pattern of an individual child's epilepsy. If a child experiences a seizure whilst at school, details will be recorded and communicated to parents including:

- any factors which might possibly have acted as a trigger to the seizure - for example visual/auditory stimulation, anxiety or upset
- any unusual 'feelings' which the child reported prior to the seizure
- the parts of the body demonstrating seizure activity, such as limbs or facial muscles
- the time when the seizure happened and its duration
- whether the child lost consciousness
- whether the child was incontinent

11.12 The above information will help parents to give the child's specialist more accurate information about seizures and their frequency. In addition, it should form an integral part of the school's emergency procedures and relate specifically to the child's individual healthcare plan. The healthcare plan will clearly identify the type or types of seizures, including descriptions of the seizure, possible triggers and whether emergency intervention may be required.

11.13 Children with epilepsy should be included in all activities. Extra care may be needed in some areas such as swimming or participating in science lessons. The Medication Coordinator will discuss any safety issues with the child and parents as part of the healthcare plan, and these concerns will be communicated to members of staff.

Emergency Action

11.14 Information regarding emergency management is given in Appendices 10 and 11. Appendix 10 covers the procedures to be followed with regard to first aid for all seizures, whilst Appendix 11 covers procedures to be followed if the casualty is known to have epilepsy and has been prescribed buccal midazolam or rectal diazepam.

11.15 An ambulance should be called during a convulsive seizure if:

- it is the child's first seizure
- the child has injured him/herself badly
- the child has problems breathing after a seizure
- a seizure lasts longer than the period identified in the child's healthcare plan
- a seizure lasts for five minutes and members of staff do not know how long the seizures usually last for a particular child
- there are repeated seizures, unless this is usual for the child, as described in the child's health care plan

11.16 During a seizure it is important to make sure the child is in a safe position, not to restrict a child's movements and to allow the seizure to take its course. Putting something soft under the child's head during a convulsive seizure will help to protect it from injury.

11.17 Nothing should be placed in the child's mouth. After a convulsive seizure has stopped, the pupil should be placed in the recovery position and a member of staff should stay with him/her until the child has fully recovered.

Status Epilepticus

11.18 Status epilepticus is a condition described as one continuous, unremitting seizure lasting longer than five minutes or recurrent seizures without regaining consciousness between them for greater than five minutes. It must always be considered a medical emergency.

11.19 A five minute seizure does not in itself constitute an episode of status and it may subsequently stop naturally without treatment. However, applying emergency precautions after the five minute mark has passed will ensure that prompt attention will be available if a seizure does continue. Such precautions are especially important if the child's medical history shows a previous episode of status epilepticus.

11.20 Any child not known to have had a previous seizure should receive medical assessment as soon as possible. Both medical staff and parents need to be informed of any events of this nature.

Emergency Medication

11.21 Two types of emergency medication are prescribed to counteract status, namely:

- **Buccal (oromucosal) midazolam**, which is placed via syringe into the buccal cavity (the side of the mouth between the cheek and the gum). This is the most common treatment for prolonged acute convulsive seizures.
- **Rectal diazepam**, which is given rectally (into the bottom). This is an effective emergency treatment for prolonged seizures.

11.22 These drugs are sedatives which have a calming effect on the brain and are able to stop a seizure. In very rare cases, these emergency drugs can cause breathing difficulties so the person must be closely watched until they have fully recovered.

11.23 Training in the administration of buccal midazolam and rectal diazepam is essential and is provided by the specialist nurse with clinical responsibility for the treatment of the particular child. Special training should be updated annually.

Administration of Buccal Midazolam and Rectal Diazepam

11.24 Any child requiring buccal midazolam or rectal diazepam should have his/her medication reviewed every year. As an additional safeguard, each child requiring buccal midazolam or rectal diazepam should have his/her own specific healthcare plan that will focus exclusively on this issue. All interested parties should be signatories to this document. An example is reproduced in Appendix 11 below.

11.25 Buccal midazolam and rectal diazepam can only be administered in an emergency if an accredited first-aider, trained in mouth to nose/mouth resuscitation, is easily accessible (that is only one or two minutes away). At least one other member of staff must be present as well.

11.26 Arrangements will be made for two adults to be present for such treatment, at least one of whom is the same sex as the child; this minimises the potential for accusations of abuse. The presence of two adults can also make it much easier to administer treatment. Staff should protect the dignity of the child as far as possible, even in emergencies.

11.27 Staying with the child afterwards is important as buccal midazolam and rectal diazepam may cause drowsiness. Moreover, those who administer buccal midazolam and rectal diazepam should be aware that there could be a respiratory arrest. If breathing does stop, a shake and a sharp voice should usually start the child breathing again; if this does not work it will be necessary to give mouth to mouth resuscitation.

12 Unacceptable practice

12.1 The DfE's statutory guidance makes it very clear that governing bodies should ensure that the federation's Supporting Pupils with Medical Conditions Policy is explicit about what practice is not acceptable. Though most schools have for many years implemented exemplary practice to ensure that children with medical needs are fully supported, it is, nevertheless, recommended that they retain the information listed below which is taken from the DfE document. If nothing else, it will enable governors to demonstrate unequivocally to a scrutinising authority that they are not adhering to or advocating practices that are deemed unacceptable, prejudicial or which promote social exclusion.

12.2 Although school staff should use their discretion and judge each case on its merits whilst referencing the child's individual healthcare plan, it is not considered acceptable practice to:

- prevent children from easily accessing their inhalers and medication and administering their medication when and where necessary
- assume that every child with the same condition requires the same treatment
- ignore the views of the child or their parents; or ignore medical evidence or opinion (although this may be challenged)
- send children with medical conditions home frequently or prevent them from staying for normal school activities, including lunch, unless this is specified in their individual healthcare plans
- if the child becomes ill, send them to the school office or medical room unaccompanied or with someone unsuitable
- penalise children for their attendance record if their absences are related to their medical condition, such as hospital appointments
- prevent pupils from drinking, eating or taking toilet or other breaks whenever they need to in order to manage their medical condition effectively
- require parents, or otherwise make them feel obliged, to attend school to administer medication or provide medical support to their child, including assisting with toileting issues. No parent should have to give up working because the school is failing to support their child's medical needs
- prevent children from participating, or create unnecessary barriers which would hinder their participation in any aspect of school life, including school trips by, for example, requiring parents to accompany the child

13 Complaints

13.1 Similarly to the stance adopted above, the DfE's statutory guidance requires that governing bodies set out how complaints concerning the support provided to pupils with medical conditions may be made and how they will be handled.

13.2 Should parents or pupils be dissatisfied with the support provided they should discuss their concerns directly with the school. If, for whatever reason, this does not resolve the issue, they may make a formal complaint via the federation's Complaints Procedure.

Administration of Medication to Pupils - Agreement between Parents and School (Appendix 1)

In order to keep the administration of medication to a minimum, the Executive Headteacher or Medication Coordinator will consider requesting that parents administer the daily doses out of school hours. However, if this is not possible it will be necessary for the school and parents to make a formal agreement to enable members of staff to administer medication to pupils during the school day by completing the form below.

In most cases only medication that the child's doctor has prescribed can be administered; school staff will not normally administer non prescribed, over the counter medication such as cold remedies, cough medicine, hay fever eye drops etc. However, at the discretion of the Executive Headteacher, in some circumstances the school may consider administering certain over the counter remedies and each request received to do this will be assessed individually. Again, at the discretion of the Executive Headteacher, it may also be permissible for paracetamol to be administered. In both cases, the practice is strictly controlled in the same way as is prescribed medication.

Note: Medicines must be kept in the original container as dispensed by the pharmacy.

Part 1 - To be Completed by Parent/Carer	
To the Headteacher: (add name)	School:
My child (name) _____ Date of birth: _____	
Class _____ has the following medical condition _____	
I wish for him/her to have the following medicine administered by school staff, as indicated below:	
Name of Medication:	
Dose/Amount to be given:	
Time(s) at which to be given:	
Means of administration:	
How long will the child require this medication to be administered?	
Known side effects and any special precautions (please attach details)	
Procedures to take in case of emergency (please attach details)	

Emergency Contact 1

Name: _____

Telephone _____

Work: _____

Home: _____

Mobile: _____

Relationship: _____

Emergency Contact 2

Name: _____

Telephone _____

Work: _____

Home: _____

Mobile: _____

Relationship: _____

I undertake to deliver the medicine personally to the Headteacher or Medication Coordinator and to replace it whenever necessary. I also undertake to inform the school immediately of any change of treatment that the doctor or hospital has prescribed.

Name: _____ Signature: _____

Relationship to child: _____ Date: _____

Part 2 - To be completed by Headteacher/Medication Coordinator**Confirmation of agreement to administer medicine**

It is agreed that (child) _____ will receive (quantity and name of medicine) _____ every day at (time medicine to be administered, for example, lunchtime or afternoon break) _____.

(Child) _____ will be given medication or supervised whilst he/she takes it by (name of member of staff) _____.

This arrangement will continue until _____ (either the end date for the course of medicine or until the parents instruct otherwise).

Name: _____ Signature: _____

Headteacher/Medication Coordinator

School: _____

Parental Request for Child to Carry and Self-administer Medicine (Appendix 2)

This form must be completed by a parent/carers

To: Headteacher: (add name)	
School: (add school name)	
Name of child:	Class:
Address:	
Name of Medication:	
Procedures to be taken in an emergency:	
Contact Information	
<i>I would like my child to keep his/her medicine on him/her for use, as necessary.</i>	
Name: _____ Signature: _____	
Daytime Tel no(s): _____ Date: _____	
Relationship to child: _____	

If more than one medicine is to be given a separate form should be completed for each one.

Healthcare Plan for a Pupil with Medical Needs

(Appendix 3)

Details of Child and Condition	
Name of child:	<i>Add photo here</i>
Date of birth:	
Class/Form:	
Medical Diagnosis/Condition:	
Triggers:	
Signs/Symptoms:	
Treatments:	
Has the Parental Consent Form been completed? Yes/No (Medication cannot be administered without parental approval)	
Date:	Review Date:
Medication Needs of Child	
Medication:	
Dose:	
Specify if any other treatments are required:	
Can the pupil self-manage his/her medication? Yes/No If Yes, specify the arrangements in place to monitor this:	
Indicate the level of support needed, including in emergencies: (some children will be able to take responsibility for their own health needs)	
Known side-effects of medication:	

Storage requirements:
What facilities and equipment are required? <i>(such as changing table or hoist)</i>
What testing is needed? <i>(such as blood glucose levels):</i>
Is access to food and drink necessary? <i>(where used to manage the condition): Yes/No</i> Describe what food and drink needs to be accessed
Identify any dietary requirements:
Identify any environmental considerations <i>(such as crowded corridors, travel time between lessons):</i>
Action to be taken in an emergency <i>(If one exists, attach an emergency healthcare plan prepared by the child's lead clinician):</i>
Staff Providing Support
Give the names of staff members providing support <i>(State if different for off-site activities):</i>
Describe what this role entails:
Have members of staff received training? <i>Yes/No</i> <i>(details of training should be recorded on the Individual Staff Training Record, Appendix 4)</i>
Where the parent or child have raised confidentiality issues, specify the designated individuals who are to be entrusted with information about the child's condition:
Detail the contingency arrangements in the event that members of staff are absent:

Indicate the persons (or groups of staff) in school who need to be aware of the child's condition and the support required:

Other Requirements

Detail any specific support for the pupil's educational, social and emotional needs
(for example, how absences will be managed; requirements for extra time to complete exams; use of rest periods; additional support in catching up with lessons or counselling sessions)

Emergency Contacts

Family Contact 1

Name: _____

Telephone

Work: _____

Home: _____

Mobile: _____

Relationship: _____

Family Contact 1

Name: _____

Telephone

Work: _____

Home: _____

Mobile: _____

Relationship: _____

Clinic or Hospital Contact

Name: _____

Telephone:

Work: _____

GP

Name: _____

Telephone:

Work: _____

Signatures

Signed

(Headteacher)

Signed

(Medication Coordinator)

(Appendix 5)

School Name:	
Name of child:	
Date of birth:	Class/Form:
<p>Child showing symptoms of asthma/having an asthma attack</p> <ol style="list-style-type: none"> 1. I can confirm that my child has been diagnosed with asthma/has been prescribed an inhaler <i>[delete as appropriate]</i>. 2. My child has a working, in-date inhaler, clearly labelled with their name, which they will bring with them to school every day. 3. In the event of my child displaying symptoms of asthma, and if their inhaler is not available or is unusable, I consent for my child to receive salbutamol from an emergency inhaler held by the school for such emergencies. 	
Name: _____ Signature: _____ Date: _____ Relationship to child: _____ Address: _____ Daytime Tel no(s): _____	

**Specimen letter to inform parents that the emergency salbutamol inhaler was used
(Appendix 7)**

(The Head or Medication Coordinator should feel free to tweak this letter so as to reflect the school's own tone and style when writing to parents)

Child's name: _____

Class: _____

Date of Incident: _____

Dear *[enter name of parent(s)]*

I thought I would drop you a line to let you know that *[enter child's first name]* experienced problems with *his/her breathing today. This happened when *[enter details]*

*A member of staff helped *[enter child's first name]* to use *his/her asthma inhaler.

*Unfortunately, *[enter child's first name]* did not have *his/her own asthma inhaler with *him/her, so a member of staff helped *him/her to use the school's emergency asthma inhaler, which contains salbutamol. *[Enter child's first name]* took *[enter number]* puffs on the inhaler.

* Unfortunately, *[enter child's first name]* own asthma inhaler was not working, so a member of staff helped *him/her to use the school's emergency asthma inhaler which contains salbutamol. *[Enter child's first name]* took *[enter number]* puffs on the inhaler.

Although *[enter child's first name]* soon felt a lot better, I think it might be a good idea if you were to take *him/her to see the family doctor for a check-up.

Yours sincerely

[Enter signature]

*Headteacher/Medication Coordinator

*[*Delete as appropriate]*

Emergency Action in the Event of an Asthma Attack

(Appendix 8)

- Keep calm and reassure the child
- Encourage the child to sit up and slightly forward
- Use the child's own inhaler - if not available, use the emergency inhaler
- Remain with the child while the inhaler and spacer are brought to them
- Immediately help the child to take two separate puffs of salbutamol via the spacer
- If there is no immediate improvement, continue to give two puffs at a time every two minutes, up to a maximum of 10 puffs
- Stay calm and reassure the child. Stay with the child until he/she feels better. The child can return to school activities when he/she feels better
- If the child does not feel better or you are worried at ANYTIME before you have reached 10 puffs, CALL 999 FOR AN AMBULANCE
- If an ambulance does not arrive in 10 minutes give another 10 puffs in the same way

Emergency Action: Allergic Reaction/Anaphylaxis (Appendix 9)

Extract from 'Guidance on the use of adrenaline auto-injectors in schools', Dept of Health

Recognition and management of an allergic reaction/anaphylaxis

Signs and symptoms include:

Mild-moderate allergic reaction:

- Swollen lips, face or eyes
- Itchy/tingling mouth
- Hives or itchy skin rash
- Abdominal pain or vomiting
- Sudden change in behaviour

ACTION:

- Stay with the child, call for help if necessary
- Locate adrenaline autoinjector(s)
- Give antihistamine according to the child's allergy treatment plan
- Phone parent/emergency contact



Watch for signs of ANAPHYLAXIS (life-threatening allergic reaction):

AIRWAY:

Persistent cough
Hoarse voice
Difficulty swallowing, swollen tongue




BREATHING:

Difficult or noisy breathing
Wheeze or persistent cough

CONSCIOUSNESS:

Persistent dizziness
Becoming pale or floppy
Suddenly sleepy, collapse, unconscious

IF ANY ONE (or more) of these signs are present:

1. Lie child flat with legs raised:
(if breathing is difficult, allow child to sit)   
2. **Use Adrenaline autoinjector* without delay**
3. **Dial 999** to request ambulance and say ANAPHYLAXIS

***** IF IN DOUBT, GIVE ADRENALINE *****

After giving Adrenaline:

1. Stay with child until ambulance arrives, do **NOT** stand child up
2. Commence CPR if there are no signs of life
3. Phone parent/emergency contact
4. If no improvement **after 5 minutes, give a further dose** of adrenaline using another autoinjector device, if available.

Anaphylaxis may occur without initial mild signs: **ALWAYS use adrenaline autoinjector FIRST in someone with known food allergy who has SUDDEN BREATHING DIFFICULTY** (persistent cough, hoarse voice, wheeze) – even if no skin symptoms are present.

Emergency Action: Epilepsy - First Aid for all Seizures

(Appendix 10)

- Ensure that the child is out of harm's way. Move the child only if there is danger from sharp or hot objects or electrical appliances. Observe these simple rules and let the seizure run its course
- Check the time the child starts to fit
- Cushion the head with something soft (a folded jacket would do) but do not try to restrain convulsive movements
- Do not try to put anything at all between the teeth
- Do not give anything to drink
- Loosen tight clothing around the neck, remembering that this could frighten a semi-conscious child and should be done with care
- Arrange for other children to be escorted from the area, if possible
- Call for an ambulance if:
 - o a seizure shows no sign of stopping after a few minutes
 - o a series of seizures take place without the individual properly regaining consciousness
- As soon as possible, turn the child onto his/her side in the semi-prone (recovery/unconscious) position, to aid breathing and general recovery. Wipe away saliva from around the mouth
- Be reassuring and supportive during the confused period which often follows this type of seizure. If rest is required, arrangements should be made for this purpose
- If there has been incontinence cover the child with a blanket to prevent embarrassment. Arrange to keep spare clothes at school if this is a regular occurrence

If a child is known to have epilepsy:

- It is not usually necessary for the child to be sent home following a seizure, but each child is different. If the Headteacher feels that the period of disorientation is prolonged, it might be wise to contact the parents. Ideally, a decision will be taken in consultation with the parents when the child's condition is first discussed, and a Healthcare Plan drawn up
- If the child is not known to have had a previous seizure medical attention should be sought
- If the child is known to have diabetes this seizure may be due to low blood sugar (a hypoglycaemic attack) in which case an ambulance should be summoned immediately

Emergency Action: First Aid for Children Known to Have Epilepsy and Prescribed Rectal Diazepam

(Appendix 11)

- Ensure that the child is out of harm's way. Move the child only if there is danger from sharp or hot objects or electrical appliances. Observe these simple rules and let the seizure run its course.
- Check the time the child starts to fit
- Cushion the head with something soft (a folded jacket would do) but do not try to restrain convulsive movements
- Do not try to put anything at all between the teeth
- Do not give anything to drink
- Loosen tight clothing around the neck, remembering that this could frighten a semi-conscious child and should be done with care
- Arrange for other children to be escorted from the area, if possible
- Rectal diazepam must only be given to a child with a prescription that a Consultant Paediatrician has endorsed and updated annually
- Rectal diazepam must only be administered in an emergency by an appropriately trained member of staff in the presence of at least one other member of staff
- Rectal diazepam must only be administered if a trained First Aider is on site
- If the child has been convulsing for five minutes and there is no suggestion of the convulsion abating, the first dose of rectal diazepam should be given. The medication should indicate the name of child, the date of birth, date of expiry, contents and the dosage to be administered
- If after a further five minutes
 - (a) a seizure shows no sign of stopping or
 - (b) a series of seizures takes place without the individual properly regaining consciousness, then call an ambulance
- As soon as possible, turn the child onto his/her side in the semi-prone (recovery/unconscious) position to aid breathing and general recovery. Wipe away saliva from around the mouth
- Be reassuring and supportive during the confused period which often follows this type of seizure. Many children sleep afterwards and if rest is required, arrangements could be made for this purpose
- If there has been incontinence cover the child with a blanket to prevent embarrassment. Arrange to keep spare clothes at school if this is a regular occurrence

- A child should be taken home after a fit if he/she feels ill

Individual Care Plan for the Administration of Rectal Diazepam (Appendix 12)

This care plan should be completed by or in consultation with the medical practitioner

(Please use language appropriate to the lay person)

Details of Child and Condition	
Name:	Class:
Date of birth:	
<p>Identify the seizure classification and/or description of seizures which may require rectal diazepam</p> <p><i>(Record all details of seizures, for example goes stiff, falls, convulses down both sides of body, convulsions last 3 minutes etc. Include information re: triggers, recovery time etc. If in status epileptics, note whether it is convulsive, partial or absence)</i></p>	
Usual duration of seizure?	
Other useful information:	
Diazepam Treatment Plan	
<p>When should rectal diazepam be administered? <i>(Note here should include whether it is after a certain length of time or number of seizures)</i></p>	

Initial dosage: how much rectal diazepam is given initially? <i>(Note recommended number of milligrams for this person)</i>
What are the usual reactions to rectal diazepam?
What action should be taken if there are difficulties in the administration of rectal diazepam such as constipation/diarrhoea?
Can a second dose of rectal diazepam be given? <i>Yes/No</i> If <i>Yes</i> , after how long can a second dose of rectal diazepam be given? <i>(state the time to have elapsed before re-administration takes place)</i> How much rectal diazepam is given as a second dose? <i>(state the number of milligrams to be given and how many times this can be done after how long)</i>
When should the person's usual doctor be consulted?
When should 999 be dialled for emergency help? <ul style="list-style-type: none"> • if the full prescribed dose of rectal diazepam fails to control the seizure <i>Yes/No</i> • Other (Please give details)
Who Should: <ul style="list-style-type: none"> • administer the rectal diazepam? <i>(ideally someone should be trained in at least 'Emergency Aid,' preferably 'First Aid at Work'):</i> • witness the administration of rectal diazepam? <i>(this should normally be another member of staff of the same sex):</i>

Who/where needs to be informed?

Parent _____ Tel: _____

Prescribing Doctor: _____ Tel: _____

Other: _____ Tel: _____

Precautions: under what circumstances should rectal diazepam not be used? (for example, Oral Diazepam already administered within the last.....minutes)

All occasions when rectal diazepam is administered must be recorded on the "Record of Use of Rectal Diazepam" log sheet (Appendix 12)

This plan has been agreed by the following:

Prescribing Doctor

Name _____ Signature _____ Date _____

Authorised person(s) trained to administer rectal diazepam

Name _____ Signature _____ Date _____

Name _____ Signature _____ Date _____

Parent

Name _____ Signature _____ Date _____

Headteacher/Medical Coordinator

Name _____ Signature _____ Date _____

This form should be available at every medical review of the patient and copies held by the GP and the school.

Expiry date of this form: _____

Copy holders to be notified of any changes by: _____

Record of Use of Rectal Diazepam

(Appendix 12)

Name of Child: _____ Class: _____

Date:				
Recorded by:				
Type of seizure:				
Length and/or number of seizures:				
Initial dosage:				
Outcome:				
Second dosage (if any):				
Outcome:				
Observations:				
Parent informed:				
Prescribing doctor informed:				
Other information:				
Witness:				
Name of Parent re-supplying dosage:				
Date delivered to school:				

Register of Children who have Allergies (Appendix 14)

School Name: _____

A signed agreement (Appendix 1) must be in place to allow administration of prescribed auto-adrenaline injectors (AAIs) and all pupils concerned must have an Individual Health Care Plan. If an AAI has not been prescribed, to allow administration of the schools spare auto-injector, in all cases a written plan provided by a medical professional must be supplied (which includes the dosage of adrenaline) along with the completed consent form in Appendix 15.

Name	DOB	Known allergens eg. nuts, and risk factors	IHCP in Place? Y/N Include date of last review	AAI - Type and dosage	Parent consent given to use spare AAI? Y/N State which AAI is to be used and dosage
Alexander Alexander	17/07/2005	Nuts	Yes 01/09/2017	Epipen (0.3mg)	YES - Epipen (0.3mg)

Parental Consent: Use of Spare Auto-Adrenaline Injector (AAI) (Appendix 15)

School Name:	
Name of child:	
Date of birth:	Class/Form:
Child showing symptoms of anaphylaxis	
<p>1. My child has been prescribed an auto-adrenaline injector (AAI) Yes/No (delete as appropriate - if No, go to 3 below)</p>	
<p>2. My child has an in-date AAI(s), clearly labelled with their name, which they will bring with them to school every day. Yes/No (delete as appropriate)</p>	
<p>3. My child has not been prescribed an AAI, however, I confirm that a medical professional has advised, as part of a written plan, that my child can be administered the spare school AAI, in the event of him/her displaying signs of anaphylaxis. I have attached to this form a copy of the plan from the medical professional (the spare AAI cannot be administered unless the written plan is attached) Yes/No/NA (delete as appropriate)</p>	
<p>4. In the event of my child displaying symptoms of anaphylaxis, and if their own AAI is not available or is unusable, I provide consent for the school's spare AAI to be administered to my child Yes/No (delete as appropriate)</p>	
Name: _____ Signature: _____	
Date: _____ Relationship to child: _____	
Address: _____	
Daytime Tel no(s): _____	