
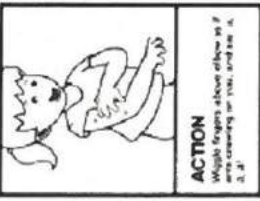
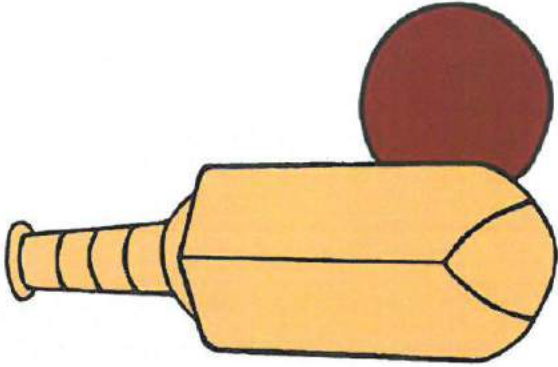
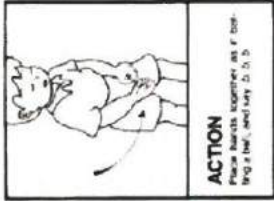


**A a**

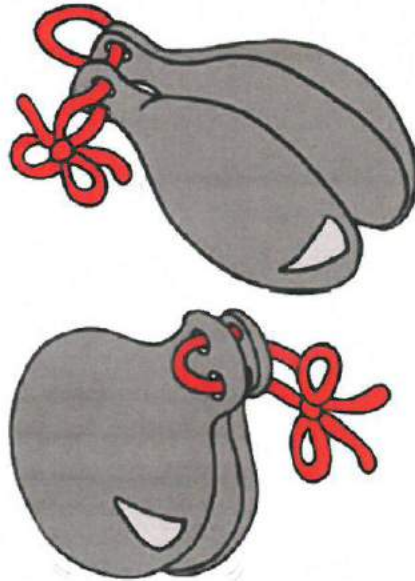

short a




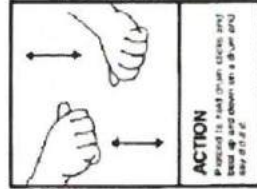
**B b**



**C c**  
**K k**



**D d**



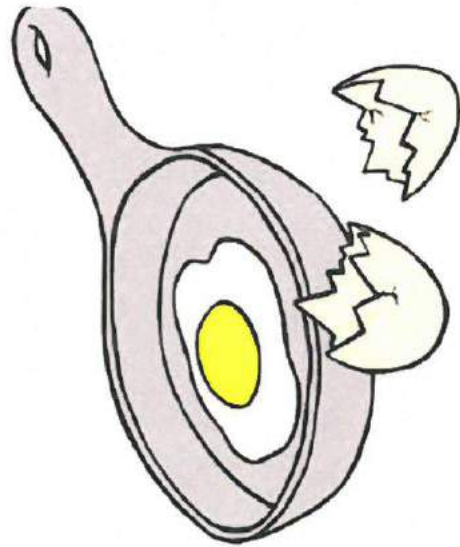
# E e

SHORT e



**ACTION**

Practice to hold egg with one hand and cracking it against the hand and catching it against the hand. Repeat 10 times. (Age: 3-5)

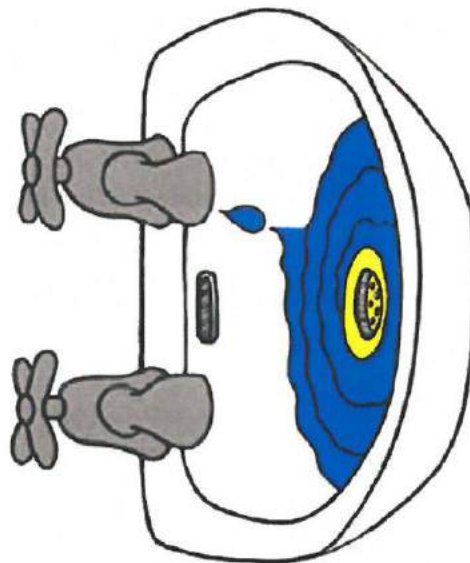


# G g

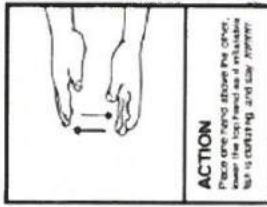


**ACTION**

Slide hand from left to right, gripping thumb and index finger. Repeat 10 times. (Age: 3-5)




# F f



**ACTION**

Practice to hold the fish with one hand and moving the fish head as a whole. Repeat 10 times. (Age: 3-5)




# H h

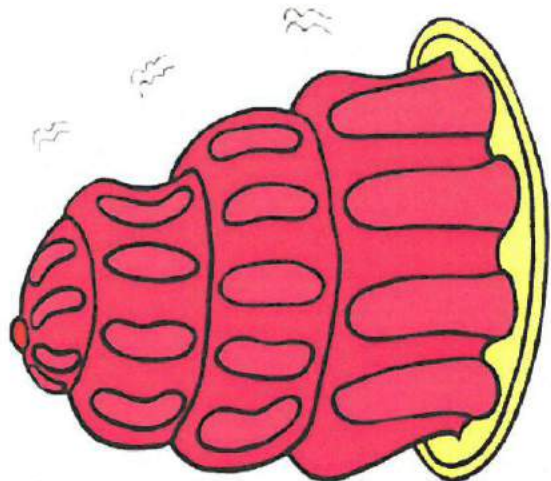


**ACTION**


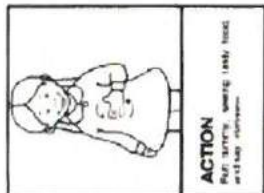
Act as if putting after a race, raising hand up to mouth. Repeat 10 times. (Age: 3-5)




J j




M m




I i





L l



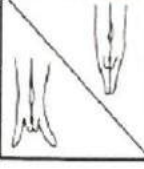



O o

	<b>ACTION</b> Imagine turning switch on and off and say: O O O O O O O O
--	---




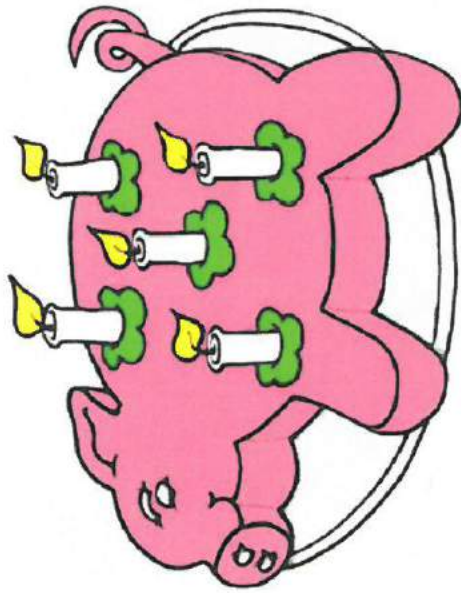
qu qu

	<b>ACTION</b> Make a duck's head with the right hand and say: qu qu qu qu
--	--



N n


	<b>ACTION</b> Put your arms at 90 degrees and jump, saying 'n n n n n'.
---	--




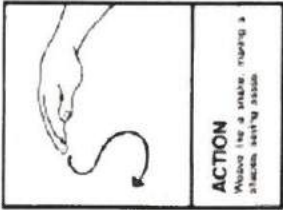
P p

	<b>ACTION</b> Keep your elbow up and tip it up and down, and imagine 'popping' it and saying 'p'.
--	--

R r




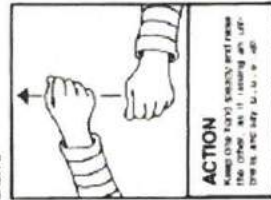
S s




T t




U u




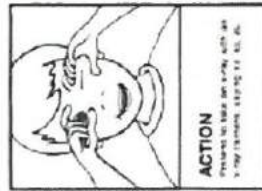
V v



Ww



X x



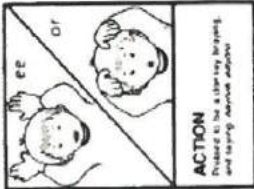
Y y






ee  
or

long e and the 'or' sound



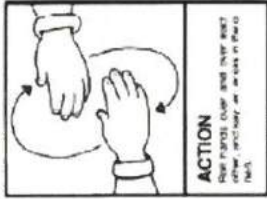
**ACTION**

Practice to be alert and happy, and to say 'or' and 'ee'.




er

the 'er' sound



**ACTION**

Use fingers, cup and say 'er' and 'er' many times in the air.




ie

long i



**ACTION**

Stand to attention and salute, saying 'ie'.




ng



**ACTION**


Practice to be a warrior like: bringing with sticks (hand and leg).






oi

THE OI SOUND




oo

long o




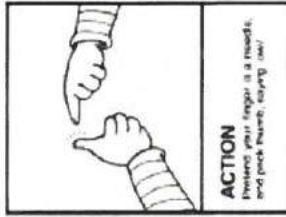
oo oo

Little and long oo

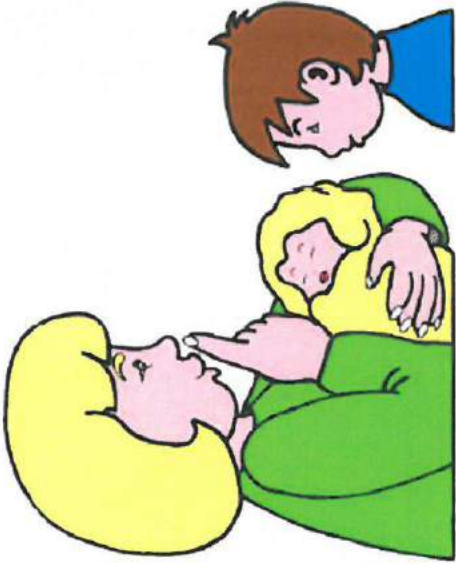
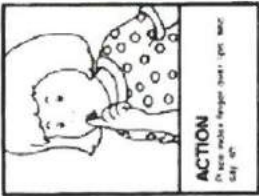


ou

the OU sound





sh




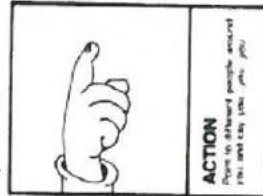
th th

voiced and unvoiced th



ue

long u



We do not learn /ie/ but we do learn /igh/ (use same action)

We do not learn /ou/, but we do learn /ow/ (use same action)

We do not learn /ue/

In the meeting I showed you the Letters and Sounds document that I follow. The Jolly Phonics teaching scheme teaches the children some different digraphs you see. If you look on the Letters and Sounds link on the school website, it will have the digraphs and trigraphs that will be taught to your child in phonics (resource section for Phase 2 and 3)

I have made up some of my own actions:

ear - grab ear and move gently

ure - Pretend that we can smell manure (they find it amusing) by moving our hand in front of our nose

air - move our hands gently in the air

ur - is the same action as Jolly Phonics action for /er/

Hope this makes sense. Please check with me if it does not.