



SELWOOD ACADEMY
ANGLICAN/METHODIST FOUNDATION SCHOOL

Year 6

Spelling Handbook G

NAME: _____



Ù] ^||ā * Áúæ^!} •
Û~ã^ •
W•^~|Ášã \ •
T ^{ [!^ Áã •

USING THIS BOOKLET

- This second booklet has all of the prefixes that children will be expected to be confident with by the end of Year 6.
- Each page has a brief section explaining the rule and then a copy of the Look, Cover, Write, Check sheet for that rule. This sheet contains suggestions for words that the children would be expected to be able to spell.
- Talking with your child to work out together which patterns they need more support with will help the most.

What is a prefix, root word and suffix

Spelling in English is often taught with the children first blending the sounds of words together. As they progress through KS2, they should be encouraged to move away from this sounds-based approach towards an understanding of prefixes, root words and suffixes being the building blocks of most words. They should also be able to spot spelling patterns and describe similarities and differences between words.



Some of the most common changes when adding suffixes may be:

- Doubling up the consonants before the suffix.
- Changing *y* to *i*.
- Removing un-needed *e* at the end of the root word.

Are there any useful links to help with spelling?

The School Run - <https://www.theschoolrun.com/english/spelling>

Lots of useful explanations and ideas for activities. Aimed towards parents to help them support their children.

Topmarks - <https://www.topmarks.co.uk/english-games/7-11-years/spelling-and-grammar>

Many games for children to play on PCs or tablets. You can also find other activities for maths.

EnglishOnline Game Zone - <https://www.english-online.org.uk/games/gamezone2.htm>

Different games to help build understanding of spelling and word patterns.

Fun English Games - <http://www.funenglishgames.com/>

STRATEGIES

Below you'll find some different strategies which may help children to improve their spelling. They fit into three main categories:

- **Visual patterns** (noticing how the word *looks* on the page when it is spelled).
- **Sound patterns** (noticing how words *sound* when they are said).
- **Memory tricks** (boosting memory of the weekly spellings).

Words That Look the Same

Back is like **pack** and **sack**.



Different Sizes of Letters

Use different sizes of letters to help remember the letters in the word.



apple – ApPLE

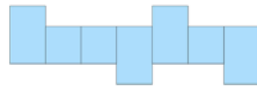


painting - PaINtING

Shapes of Words

Draw the shape of the word.

display



Visualising

Look at your word.

“Throw” it at the wall.

Can you still “see” it?

Spell it aloud.

Consonant Circles

Write the word then circle all the consonants.

b e l i e v e

Word Sort

Children have copies of the words that they are learning – one word per card. Clues are read out, pupils have to identify words and place them face down.

5 letters
Double consonant
2 vowels

Using Sticky Notes



Place sticky notes in suitable places around the room at eye level.

Recording Your Own Voice

Say the word.

Spell the word.

Listen.

Repeat.



SUFFIX: -ly

The -ly suffix changes an **adjective** (describing word) into an **adverb** (word that changes the meaning of a verb, adjective or other adverb).

Adjective: The **Ferocious** dog.

Adverb: The dog barked **ferociously**.

Children must also know that not all adverbs end in ly (yesterday) and not all words that end in ly are adverbs (muscly).

Easy Rules for -ly:

- Words ending in a consonant are easy. Just add -ly. **Independent + ly = Independently**
- Words ending in -ful are also easy. Add -ly. **Beautiful + ly = Beautifully**
- Words ending in -l, you must add just -ly. **Final + ly = Finally**
- Words with a magic e, we keep the e and add ly! **Love + ly = Lovely**

Trickier -ly Rules:

We change the e to y with words that end with [consonant]le (e.g -ble, -tle -ple).

Gentle = **Gently**

Possible = **Possibly**

For words ending in y, we change the y to an i

Easy = **Easily**

Lazy = **Lazily**

Unless the word only has one syllable!

Shy = **Shyly**

Sly = **Slyly**

EXCEPTION: Day = Dayly

YEAR 6 – RULE: -LY SUFFIX					NAME:				
LOOK 	SAY 	COVER 	Day 1	CHECK	Day 2	CHECK	Day 3	CHECK	Pick a challenge: Add a prefix or suffix. Write a synonym and antonym. Write the root word.
			especially						
			frequently						
			immediately						
			sincerely						
			awkwardly						
			muscly						
			ferociously						
			accidentally						
			actually						
			occasionally						
			beautifully						

SUFFIX: -ance/-ence & -ant/-ent

The able spelling pattern can only be spelled two ways. Get children to notice which spelling 'looks' right:

Available or **Available**

Rules for -able and -ible:

This pattern usually changes **verbs** into **adjectives**. For example, **reverse** becomes **reversible**.

- **Double up the consonant** before the -able to stop the **magic e** effect if needed:
E.g. **Forgettable**, not **Forgetable**
- **Change the y to I** before the suffix:
E.g. **Reliable**, not **Relyable**
- **Drop the e** before the suffix:
E.g. **Valuable**, not **Valueable**

But sometimes we keep the e before the suffix. You must just learn the spelling of these words:

Changeable not **changable**

Sizeable not **sizable**

Likeable not **likable**




Nameable not **namable**

Which looks right?

Rules for -ably and -ibly:

The **-ably/-ibly** patterns change adjectives **ending in -able/-ible** into *adverbs*.

- If the root word **ends in -able**, we use **-ably**.
- If the root word **ends in -ible**, we use **-ibly**.

YEAR 6 – RULE: -ANCE/-ENCE, -ANCY/-ENCY and -ANTI/-ENT				NAME:					
LOOK 	SAY 	COVER 	Day 1	CHECK	Day 2	CHECK	Day 3	CHECK	Pick a challenge: Add a prefix or suffix. Write a synonym and antonym. Find another word with the same pattern.
			convenience						
			existence						
			hindrance						
			parliament						
			excellent						
			restaurant						
			relevant						
			distance						
			brilliant						
			sentence						
			different						

APPENDIX 1: Y3/4 Spelling List

accident	caught	eighth	heard	minute	possible	strange
accidentally	centre	enough	heart	natural	potatoes	strength
actual	century	exercise	height	naughty	pressure	suppose
actually	certain	experience	history	notice	probably	surprise
address	circle	experiment	imagine	occasion	promise	therefore
answer	complete	extreme	increase	occasionally	purpose	though
appear	consider	famous	important	often	quarter	although
arrive	continue	favourite	interest	opposite	question	thought
believe	decide	February	island	ordinary	recent	through
bicycle	describe	forward	knowledge	particular	regular	various
breath	different	forwards	learn	peculiar	reign	weight
breathe	difficult	fruit	length	perhaps	remember	woman
build	disappear	grammar	library	popular	sentence	women
busy	early	group	material	position	separate	
business	earth	guard	medicine	possess	special	
calendar	eight	guide	mention	possession	straight	

APPENDIX 2: Y5/6 Spelling List

accommodate	category	determined	forty	marvellous	programme	soldier
accompany	cemetery	develop	frequently	mischievous	pronunciation	stomach
according	committee	dictionary	government	muscle	queue	sufficient
achieve	communicate	disastrous	guarantee	necessary	recognise	suggest
aggressive	community	embarrass	harass	neighbour	recommend	symbol
amateur	competition	environment	hindrance	nuisance	relevant	system
ancient	conscience	equipment	identity	occupy	restaurant	temperature
apparent	conscious	equipped	immediate	occur	rhyme	thorough
appreciate	controversy	especially	immediately	opportunity	rhythm	twelfth
attached	convenience	exaggerate	individual	parliament	sacrifice	variety
available	correspond	excellent	interfere	persuade	secretary	vegetable
average	criticise	existence	interrupt	physical	shoulder	vehicle
awkward	curiosity	explanation	language	prejudice	signature	yacht
bargain	definite	familiar	leisure	privilege	sincere	
bruise	desperate	foreign	lightning	profession	sincerely	