



Curriculum Newsletter



Bramham Shadwell Federation Class 4 January-February 2024

All our learning in class this half term will be focused around the question:
What does freedom mean to someone?

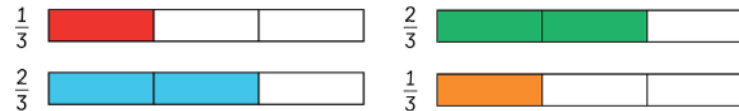
English

- English work will begin with a focus on **writing a fact file**.
- They will identify the key features of **non-chronological reports** and look at exciting and technical language used to draw a reader in.
- The children will then utilise the technical language and skills they have learnt to **write their own fact file about Italy**. This links to our Geography topic, Italy.
- The children will continue to explore using **coordinating and subordinating conjunctions** in regard to their position and purpose in a sentence.
- They will continue to look at using **relative pronouns** correctly within a sentence.
- They will learn how to use **paragraphs and subheadings** to organise and categorise information that makes it easier for the reader to understand.
- The outcomes will be:** to write an interesting fact file about Italy with an exciting introduction that draws the reader in.
- In reading**, our skills focus is **inference**.



Maths

- The children will revisit reading and interpreting pictograms, which they started in KS1. We will move on to start reading and interpreting **bar graphs and line graphs**.
- They will begin to understand **mathematical vocabulary** such as '**x and y axes**'.
- They will learn **how to draw the information given onto line and bar graphs**.
- They will understand how to compare information within a graph, using vocabulary such as **greatest and fewest**.
- The second unit to be completed this half-term is **fractions**.
- The children will learn how to find **equivalent fractions, simplify mixed numbers and improper fractions, and add and subtract fractions**.
- They will be using mathematical language such as **hundredths, tenths, proper fraction, numerator and denominator**.
- At home, you can continue to use **Times Table Rock Stars** to enhance and develop your child's knowledge and understanding of timestables.
- Additionally, the KIRF target is outlined below; please help your child achieve the target.



How can I help / information for helping

Show your children any fact files or non-fiction books you have at home. Can the children tell you what their favourite part of the fact file is? What makes


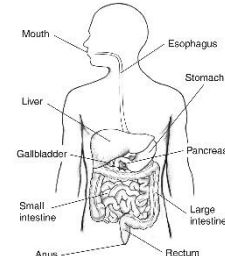
How can I help / information for helping



Ask the children to recall their 6, 7, 9, 11 and 12 times tables.

KIRF Target – Spring 1

Children must be able to efficiently recall these facts e.g.
6x1 =

<p>them want to read the fact file? This might be images that draw them in, or exciting titles and subheadings that interest them.</p> <p>Children will consolidate their use of subordinate conjunctions, with particular focus on using a variety within their work: although, when, while, however, if, though, until and since.</p>	<p><i>Go on this website to practise times tables:</i></p> <p>https://www.timestables.co.uk/multiplication-tables-check/</p>	<p>6x6 = 48 divided by 6 is 6 lots of 3 are</p> <p>The secret to success is practising little and often. Use time wisely. Can you practise these KIRFs while walking to school or during a car journey? You don't need to practise them all at once: perhaps you could have a fact of the day. If you would like more ideas, please speak to your child's teacher.</p>
--	---	---

Topic – Geography	SITE	P.E
<p>Focus is: 'Italy'. The children will explore the physical and human features of Italy. We are starting the topic off with our exciting launch day on Friday 19th January, when children can dress in the colours red, green and white to match the colours of the Italian flag.</p> <p>Skills/Knowledge to be developed: The children will develop their knowledge about where Italy is located, as well as the different cities and landmarks within the country. They will look more in-depth at the human features in the capital city of Rome. They will use their new knowledge of how to identify physical and human features to compare living in Venice to living in Leeds.</p>  <p>Art links: We will be studying Pablo Picasso in our art lessons, who was born in Italy.</p>	<p>SITE project: To create a 3D poster of the human digestive system.</p> <p>Skills / knowledge to be developed: The children will learn about animals and humans, including their skeletons, body parts and how they digest food. We will also explore different habitats that animals live in, such as the desert of the ocean. The children will then create food chains of animals for these different habitats.</p> <p>DT Links: The children will use their acquired scientific knowledge to plan, design and create a 3D poster that displays how we digest food through our bodies. They will use scientific vocabulary to label these posters and describe the functions of different organs in the digestive system.</p> 	<p>Focus is: Netball Children should come into school in uniform on a Thursday and bring their PE kit with them to get changed into after lunch. Children should also be bringing their swimming kit on a Monday.</p> <p>Skills / knowledge to be developed: Children will perform basic skills to develop coordination and techniques for controlling a ball in different ways. Children will establish different passes in netball such as the chest pass, bounce pass and overhead pass. Children will practise and develop their passing and shooting skills throughout lessons. The children will also practice the correct footwork to be used in netball games.</p> <p>Applied through: Children will develop their techniques through individual skill work and team challenges.</p>
<p>How can I help / information for helping Allow your child to research physical and human features of Italy. They may want to look at different cities in Italy such as Florence, Pisa and Milan.</p>	<p>How can I help / information for helping Talk about the different types of food you eat at home. Can the children guess which food groups they belong to? Can they tell you how the different nutrients help the body?</p>	<p>How can I help / information for helping P.E usually takes place on a Thursday afternoon. If possible, please ensure that your child has both a warm outdoor kit and an indoor kit in school (including trainers) for the whole week as other indoor and outdoor sessions might take place at alternative times.</p>

<p>French</p> <p>Focus is: Writing in French using grammatical aspects of this language. Recalling family members in French and using adjectives to describe them.</p> <p>Skills / knowledge to be developed: The children will develop their speaking, listening and writing skills.</p> <p>Applied through: Talk partners and group work. Written sentences in their Jolie Ronde books. Questions and answers and the use of songs.</p>	<p>Music</p> <p>Focus is: How does music  connect us with our past?</p> <p>Skills / knowledge to be developed: This half-term, we will be exploring the rap song 'Stop!', which is about bullying. As well as developing their musical knowledge and skills, we will engage in discussions about bullying.</p> <p>Applied through: Engaging the children to think about similarities and differences between the pulse, dynamics, rhythms and pitch in each of the pieces of music.</p>	<p>PSHE / MindMate</p> <p>Focus is: Healthy Eating</p> <p>Skills / knowledge to be developed: Children will learn that there are a range of different food groups, which links closely with our science topic this half-term. The children will discuss what the jobs of different nutrients are and why we need them.</p> <p>Applied through: Discussion / Circle time / Debate</p>	<p>R.E.</p> <p>Focus: Faiths in our country </p> <p>Skills / knowledge to be developed: The children will develop their understanding of different faiths in our country.</p> <p>Applied through: Class discussions / partner talk.</p>
<p>How can I help / information for helping</p> <p>Ask the children what they have been learning in French. Encourage the use of discussion and ask children to verbally recall key vocabulary.</p>	<p>How can I help / information for helping</p> <p>Discuss different musical instruments and elements such as pitch and volume and how they affect the listener. Identify different instruments played in songs. Discuss how music can connect us with our past.</p>	<p>How can I help / information for helping</p> <p>Discuss how you can eat a balanced diet by making sure you eat lots of different nutrients from the five food groups. Can the children tell you what the five food groups are?</p>	<p>How can I help / information for helping</p> <p>Allow children to research the five pillars of Islam to gain a greater understanding of what they mean to Muslims.</p>

<p>Homework</p> <p>Ongoing Homework</p> <ul style="list-style-type: none"> Reading: a minimum of 15 minutes reading every night (logged by the children and noted in their reading record). In their homework diaries the children are to log Red words (words they don't know), Amber words (words they have heard before but are unsure of) and Green words (words they know and can use). Times Tables: TT rockstars Spellings: learn their spelling list given. The spelling sheet has spelling support strategies on it. <i>Please see the class teacher if your child has not received a sheet.</i> If you could spend a little time each week practising these with your child, it would be greatly appreciated. <p>Please continue to log children's progress with these activities – children earn house points for each part that is fully completed.</p>	<p>Any Other Information / Dates for the Diary</p> <p>Friday 19th January – Italy Launch Day Wednesday 31st January- Year 4 visit to church Friday 2nd February- NSPCC Number Day 2024 Tuesday 6th February- Internet safety day. W/C 5th-11th February- Children's mental health week Thursday 7th March- World Book Day Tuesday 19th March – parent consultations</p> <p>Please ensure that your child has a water bottle in school every day. They must remember to take it home every evening to wash the bottle and bring it in to school already full. This will ensure that the bottles are kept clean and germ-free for the children's use each day.</p>
--	--

<p>Maths / English Homework One piece of Maths homework and one piece of English homework will be sent home each week. Homework is given out on a Thursday to be returned the following Tuesday.</p> <p>Please encourage your children to discuss their homework at home in order to help them develop their explanation and reasoning skills.</p> <p>Children will be set an optional Learning Log activity once during every half term. This will be related to the Enriched Curriculum. On weeks when this is set, it will replace Maths or English homework.</p>	<p>To keep our children safe, please can we politely ask that you refrain from using the school field and climbing equipment after school and please leave the grounds as quickly as possible.</p>
---	--

Thank you, as always, for your continuous help and support. If you have any queries please do not hesitate to contact the office who will pass them on to me and I will contact you by phone as soon as possible.

Miss Harding