



Curriculum Newsletter

Bramham Shadwell Federation

Class 2

March-April 2024



All our learning in class this half term will be focused around the question:

How did people treat others in the past?

English

- This half term, we will be recapping our grammatical understanding of sentence types, focusing on **commands, statements, exclamations and questions** before developing our ability to write expanded noun phrases.
- Our text focus will be a range of Mr Men books, which we will use as a stimulus to write different sentence types.
- We will improve our writing about our class text through the use of interesting **adjectives** and powerful **adverbs**. We will continue to ensure that our sentences are **punctuated accurately** and contain **adjectives** and **adverbs** for extra description.
- **Checking and improving** our work is a continued focus so that the children are able to self-edit.
- Phonics and spelling support will continue to take place on a daily basis with a spelling test **each Friday**.
- Handwriting is a focus as we continue to ensure that letters are always **formed, orientated and placed on the line correctly**.



The text we will focus on: Mr Men and Little Miss by Roger Hargreaves

The outcome will be: To write a story using a range of different sentence types.

How can I help / information for Helping

- Encourage your child to **read daily**. This may be a magazine, their own choice of book from home or their school reading book.
- Ask your child to make predictions about their reading book. What do you think will happen next? Why do you think this?
- Discuss vocabulary with your child from their reading book – what do you think this word means?

Maths

- We will begin this half term by focusing on the properties of **2-D and 3-D shapes**. The children will learn how to identify and the number of **sides and vertices in regular polygons and investigate symmetry in a range of shapes**. The children will then move on to sorting 2-D and 3-D shapes by their **properties**.
- **Investigating patterns** in sequences of shapes will also feature in our work this term.
- **Fractions** will be our second topic of this half term. We will begin by reviewing the children's prior knowledge of simple fractions from Year 1, before working on **halves, quarters and thirds of shapes, objects and quantities**. We will then learn how to find simple **equivalent fractions and order fractions** using practical resources and tasty activities 😊
- We will continue to **consolidate the children's knowledge of the four operations (+, -, x and ÷)** during our maths lessons and morning maths tasks.



A square has 4 lines of symmetry.





How can I help / information for Helping


Practise recall of the 2, 5 and 10x tables and their related division facts.
 Discuss halves, quarters and thirds of shapes, objects and quantities at home.
 Ensure that your child can quickly recall number bonds within 10 and 20.
 Revise column addition and subtraction

KIRF Targets – Spring Term 27

I know the multiplication and division facts for the 10 times table.

Key Vocabulary:
 What is 10 **multiplied by** 3?
 What is 10 **times** 9?
 What is 6 **lots of** 10? What is 70 **divided by** 10?

Topic	Science	P.E
 <p>Focus is: This half term the children will learn about the life of Queen Elizabeth II. They will place events from her life into a timeline, explore the royal family tree and compare this to their own and think about the changes that were made by the monarch during her reign. We will end this topic with a royal tea party celebration, details of this will follow!</p> <p>Skills / knowledge to be developed: During this topic, the children will develop their chronological understanding and their knowledge and understanding of events and people from the past.</p> <p>Applied through: History / English / Maths / Art</p>	<p>Focus is: This half term the children will continue their learning about the properties and uses of everyday materials.</p> <p>Skills / knowledge to be developed: The children will conduct scientific investigations about a range of materials to support them in deciding which will be the best material to make their puppet out of.</p> <p>DT links: We will continue to design create our Mr Men puppets. The children will practise different sewing techniques before using these to create their final puppets. In Computing the children will plan and create a stop motion animation using imovie.</p>  <p>Applied through: Discussion / Sorting and classifying information / Scientific investigation / DT/ Computing</p>	<p>Focus is: Dance</p> <p>Skills / knowledge to be developed: Children will perform dances using simple movement patterns.</p> <p>Applied through: Children will work individually and in small groups to develop a pattern of movement in response to music. We will use our musical knowledge of keeping a steady beat, listening and appraising and expressing ourselves through music</p> <p>Our PE day is Wednesday.</p> <p>Please ensure that your child has their named PE kit including trainers.</p>
<p>How can I help / information for Helping Discuss chronology with your child, talk about the order of events in their day to day life and further back in time. Discuss your family tree with your child, can they draw it out at home? Remind them of any celebrations they took part in for the Platinum Jubilee and the Coronation of King Charles to make this topic relevant to their own memories.</p>	<p>How can I help / information for Helping What are the important features of a puppet which you might use in your own SITE project design? Do you have a kite? What is it made out of? Create your own animation – ‘iMovie Lite’ is a free version you could try out at home.</p>	<p>How can I help / information for Helping Children will come home in their PE kit unless the lesson is postponed due to the weather and the kit will stay in school to enable us to do the lesson on a different day.</p>
Music	PSHE / MindMate	R.E.
<p>Focus is: Musical Mood and Pictures</p> <p>Skills / knowledge to be developed: This Sparkyard unit of work leads the children to perform their own musical soundscapes.by: Recognising and exploring musical moods, choosing sounds to match a mood and sequencing and combining sounds to create effects.</p> <p>Applied through: practical sessions</p>	<p>Focus is: Sex and Relationship Education (boys, girls and families)</p> <p>Skills / knowledge to be developed: developing the children’s understanding of the similarities and differences between boys and girls.</p> <p>Applied through: Discussion / Circle time / debate</p>	<p>Focus is: How and Why do we pray?</p> <p>Skills / knowledge to be developed: We will look at why we might pray and then follow the Christian and Muslim faith to see how prayer is important to them</p> <p>Applied through: Discussion / Circle time / debate</p>
<p>How can I help / information for Helping Enjoy listening to a variety of music, especially soundtracks and sound affects for stories and films. Talk about how the music helps to create the mood. Can they recognise any instruments?</p>	<p>How can I help / information for Helping Discuss and read stories with your child about how people may be different to each other and how we must accept people for who they are.</p>	<p>How can I help / information for Helping Talk to your child about how your family and friends may take time to think, reflect or pray. Talk about what you might pray for and how friends in our school community might pray in a different way</p>

Homework	Any Other Information / Dates for the Diary
<p><u>Ongoing Homework</u></p> <ul style="list-style-type: none"> • Reading: We encourage all children in KS1 to read for 15 minutes a day. Please log what they have read in their reading record. Books will be given out on Tuesday and Friday each week. They will ONLY be changed on these days and will stay in book bags until these days so please keep reading and re-reading books at home to improve fluency. • KIRF target: See maths • Spellings: A list of spelling words will be sent out each Friday, with a spelling test the following Friday. <u>Please bring your spelling homework sheet back every Friday.</u> • Times Tables: A set of times tables will be sent out each Monday, with a times tables test the following Monday. Remember to also log on regularly onto Times Table Rock stars! <p><u>Maths / English Homework</u> English or Maths homework will be sent out each Thursday, to be returned the following Tuesday.</p> <p>Please encourage your children to discuss their homework at home in order that they develop the skills of explanation and reasoning. Please feel free to annotate or let us know if your child has worried or struggled with their work and we will support them in school with it.</p>	<p>Tuesday 5th March – FOSS Mother’s Day Shop</p> <p>Thursday 7th March – Class Photographs</p> <p>Thursday 14th March – Parent Drop In</p> <p>Tuesday 19th March – Parent teacher consultations meetings</p> <p>Monday 25th March – Rev Lottie’s Easter assembly in school.</p> <p>Tuesday 26th March – Materials Workshop at M&S Archive (details to follow!)</p> <p>Thursday 28th March – Year 2 Royal Tea Party Celebration Day & Last day of term.</p> <p>PE may take place outside, please ensure that you send your child with <u>outdoor kit</u>, this needs to include tracksuit bottoms, tracksuit top and trainers as it can be very chilly!</p> <p>Please ensure that your child has a <u>named</u> water bottle in school every day. They must remember to take it home every evening to wash the bottle and bring it in to school already full. This will ensure that the bottles are kept clean and germ-free for the children’s use each day.</p> 

We are looking forward to another super term and thank you as always for your continued support! If you have any queries please do not hesitate to contact us.

Mrs Pelc and Miss Eales ☺