



# Curriculum Newsletter

Bramham Shadwell Federation

Class 2 – June 2022



All our learning in class this half term will be focused around the question:

**How did people in the past aim to lead better lives?**

## English

- At the start of this half term, the children will be learning how to write a poem based on 'The Sound Collector'. They will be introduced to rhyme and pattern and will form their own poem in the style of 'The Sound Collector'.
- We will be also learning to write an explanation text, linked to our scientific learning on life cycles, as well as a writing a speech for a debate at the end of the term. The focus will be on the revision of grammar, punctuation and spelling that the children have learnt over the course of the academic year.
- The children will be developing their ability to write **expanded noun phrases** such as "the dark, murky pond" and apply it to their independent writing.
- The children will explore the use of **apostrophes for possession** and their use within contractions.
- Editing and improving their own work as they respond to their targets will be a continued focus.
- Spellings lessons will continue to take place daily with a spelling test each Friday.
- Handwriting is also a key area of development as the children continue to ensure that letters are formed, orientated and placed on the line correctly every time.



**The text we will focus on is:** Tad by Benji Davies



**The outcome will be:** to write our own explanation text.

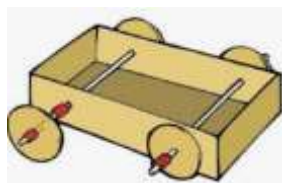

## Maths

- To start the half term, we will finish our unit of work on **volume** where children will be measuring in litres and millilitres and solving word problems associated with volume.
- This half term, the children will be learning about **time**, with practical learning opportunities. The children will learn how to tell and write the time to five minutes, including quarter past/to the hour and draw the hands on a clock face to show these times. They will also learn how to compare and sequence intervals of time and learn the number of minutes in an hour and the number of hours in a day.
- We will continue to consolidate the children's knowledge from throughout Year 2 and children will have the opportunity to revisit areas of learning that may have been affected by lockdown, such as shape and money and to address any gaps that we have as a class.
- We will focus on the use of the four operations (+, -, x and ÷) and apply this understanding to solve a range of word problems.





They will continue to solve problems and learn to explain, convince others and justify their findings using mathematical vocabulary: ***I know that..., I think.... because....***

<p><b>How can I help / information for Helping</b>  Encourage your child to <b>read daily</b>. This may be a magazine, their own choice of book from home or their school reading book. Please feel free to comment about your child's wider reading in the back of their record book.  Discuss vocabulary with your child from their reading book - can you find a word that means the same as ____?  Ask your child to re-read a sentence to build up fluency  <b>What is the different use of an apostrophe?</b>  An apostrophe can be used to indicate possession such as <b>'the girl's balloon'</b> or <b>'the boy's new bike'</b>.  An apostrophe can also be used in a contracted word such as <b>'did not'</b> becoming <b>'didn't'</b> to indicate the omission of letters.</p>	<p><b>How can I help / information for Helping</b>  Please help your child to learn their times tables and the related division facts; such as, <math>9 \times 2 = 18</math> and <math>18 \div 2 = 9</math>, as this increases their mathematical confidence and accuracy in all areas of maths.</p>	<p style="text-align: center;"><b>KIRF Targets – Summer Term 2</b></p> <p style="text-align: center;">To know the multiplication and division facts for the 5 times table.</p> <div style="text-align: center;">   </div>
---	--	---

<b>Topic</b>	<b>SITE</b>	<b>P.E</b>
<p><b>Focus is: Florence Nightingale and Mary Seacole</b>  <b>Skills / knowledge to be developed:</b>  The children will learn about the lives of Florence Nightingale and Mary Seacole. They will learn about how Florence improved the conditions in the hospitals where she worked and how this was a major development in history, comparing hospitals in the past to hospitals now. During the topic, the children will be going to Lotherton Hall to meet Florence herself! They will then learn about Mary Seacole and understand why so little was known about her life, comparing her to Florence Nightingale.</p> <p><b>Applied through:</b>  History / English / Computing</p>	<p><b>Focus is: Wheels and Axles (Design and Technology)</b></p> <div style="text-align: center;">  </div> <p><b>Skills / knowledge to be developed:</b> The children will learn how wheels and axles work and apply their knowledge to design and build and evaluate a pull along vehicle.</p> <p>The children will review the Science that they have covered during the year and revise the key vocabulary.</p>	<p><b>Focus is:</b>  Athletics - Outdoors  <b>Skills / knowledge to be developed:</b>  Running and jumping skills, agility and footwork, team games and working together.  <b>Applied through:</b>  Children will develop their techniques to enhance their running techniques at different speeds and will play a variety of games in small teams. Children will continue to work on their tactical play and teamwork skills.</p> <div style="text-align: center;">  </div> <p>Our PE day is <b>Thursday</b>. Please ensure that your child has their <b>named outdoor PE kit including trainers</b>.</p>
<p><b>How can I help / information for Helping</b>  Discuss the role of nurses and doctors in today's society.  What is a heroine?  How important is medicine in our lives?  How can you stay safe around medicine?  Who would you call in an emergency?</p>	<p><b>How can I help / information for Helping</b>  Talk about where wheels are seen working. Can you see one close up? Do you have Lego or K'nex where you can build your own axle and wheels?</p>	<p><b>How can I help / information for Helping</b>  Practise running at different speeds across different distances. Practise footwork techniques through activities such as jumping and hopscotch.  Encourage children to create their own games and rules and explain how by working together, they are more likely to be successful.</p>

<b>Music</b>	<b>PSHE / MindMate</b>	<b>R.E.</b>
<p><b>Focus is:</b> Music to Dance to: How does music make us happy?  <b>Skills / knowledge to be developed:</b> The lessons support the key areas of the English Model Music</p>	<p><b>Focus is:</b> Medicine and Me  <b>Skills / knowledge to be developed:</b> To understand the purpose of medicines, where they come from and how to stay safe around them.</p>	<p><b>Focus is:</b> What did Jesus teach and how did He live?  <b>Skills / knowledge to be developed:</b> Children will be exploring stories from the life and teachings of Jesus,</p>

<p>Curriculum; <b>Listening, Singing, Playing Composing and Performing.</b> There are options for assessment, deeper learning and further musical exploration. <b>Applied through:</b> practical sessions</p>	<p><b>Applied through:</b> Discussion / Circle time / debate</p>	<p>they will consider what a calling is and what Jesus' special role was. <b>Applied through:</b> Discussion / Circle time / debate</p>
<p><b>How can I help / information for Helping</b> Listen to different genres of music. Talk about the different instruments you can hear.  Talk about how music makes you feel? Does music make you feel better or more positive? How do you feel when you have been singing?</p>	<p><b>How can I help / information for Helping</b> <b>Talk to you child about;</b> How it is important to keep medicines safe at home. Discuss that medicines are there to keep us healthy. Talk about the forms that any medicines might take in your home.</p>	<p><b>How can I help / information for Helping</b> Share stories from the New Testament with your child and discuss how these stories are relevant in our lives today. Discuss the message behind the stories that you share, can they relate this to their own lives?</p>

<b>Homework</b>	<b>Any Other Information / Dates for the Diary</b>
<p><b><u>Ongoing Homework</u></b></p> <ul style="list-style-type: none"> <li>• <b>Reading:</b> We encourage all children in KS1 to read for 15 minutes a day. Please log what they have read in their reading record. Books will be given out on Tuesday and Friday each week. They will ONLY be changed on these days and will stay in book bags until these days so please keep reading and re-reading books at home to improve fluency.</li> <li>• <b>KIRF target:</b> See maths</li> <li>• <b>Spellings:</b> A list of spelling words will be sent out each Friday, with a spelling test the following Friday. <u>Please bring your spelling homework sheet back every Friday.</u></li> <li>• <b>Times Tables:</b> A set of times tables will be sent out each Monday, with a times tables test the following Monday. Remember to also log on regularly onto Times Table Rock stars!</li> </ul> <p><b><u>Maths / English Homework</u></b> English and Maths homework will be sent out each Thursday, to be returned the following Tuesday.</p> <p><b>Please encourage your children to discuss their homework at home in order that they develop the skills of explanation and reasoning. Please feel free to annotate or let us know if your child has worried or struggled with their work and we will support them in school with it.</b></p> <ul style="list-style-type: none"> <li>•</li> </ul>	<div style="text-align: right;">  </div> <p><b>Thursday 23<sup>rd</sup> June</b> – Class visit to Lotherton Hall  <b>Thursday 16<sup>th</sup> June</b> – Father's Day Shop  <b>Sunday 3<sup>rd</sup> July</b> – Shadwell Village Fate  <b>Monday 4<sup>th</sup> July</b> – Sports Day  <b>Friday 15<sup>th</sup> July</b> – Reports to go out  <b>Monday 18<sup>th</sup> July</b> - Earth Day  <b>Friday 22<sup>nd</sup> July</b> – School finishes for Summer</p> <p><b>PE may take place outside, please ensure that you send your child with <u>outdoor kit</u>, this needs to include tracksuit bottoms, tracksuit top and trainers as it can be very chilly!</b></p> <p>Please ensure that your child has a <u>named</u> water bottle in school every day. They must remember to take it home every evening to wash the bottle and bring it in to school already full. This will ensure that the bottles are kept clean and germ-free for the children's use each day.</p> <p>We encourage you to follow our school Twitter account @BramhamShadwell. We regularly post updates and photographs of what your children are learning in class alongside other important school information, reminders and updates</p> <div style="text-align: right;">  </div>

We are enjoying the warmer weather in school and look forward to a happy and healthy term.  
Thank you, as always, for your continuous help and support. If you have any queries please do not hesitate to contact us.

**Miss Eales and Mrs McNeill ☺**  
**Miss Parsons**