



# Curriculum Newsletter

Bramham Shadwell Federation

## Class 2


November - December 2022



All our learning in class this half term will be focused around the question:  
**How did people in the past protect themselves?**

### English

- In English, we will be beginning a narrative unit, focussing initially on character description, based on the wonderful story of Paddington.
- We will be developing our knowledge of the correct terminology for the techniques we use within our writing and will also be continuing to develop sentence structure.
- The children will be building on their knowledge of noun phrases, conjunctions and adverbs.
- By the end of the unit, the children will write a detailed description of the bear using their new and existing knowledge alongside including exciting adjectives within their sentences.
- Handwriting is a key focus this year and we will continue to work to practise our first joins to develop fluency, which will allow us to write with ease.
- Spelling sessions will take place daily in which the children will build upon their knowledge of phonics and spelling patterns.



**The texts we will focus on are:** Paddington

**The outcome will be:** To write a detailed Character Description

### Maths

- This half term the children will learn a range of strategies to support them in their understanding of multiplication and division. Children will begin with a focus on their 2, 5 and 10 times tables, they will learn to recall and apply the multiplication and division facts related to these.
- We will then move on to measuring length in cm and m including comparing the length of lines and objects.
- In Year 2 it is an expectation that all children will know number facts within 20. We would very much appreciate your support in practising the attached number facts with your child. It is important that they can mentally recall their number facts. A great start would be knowing all of the number facts which make numbers within 10, e.g. all of the ways of making 7/8/9. We will focus on bridging 10, e.g. mental methods for 7+8, 6+7, 8+5 etc
- The children will solve problems and learn to explain, convince others and justify their findings using mathematical vocabulary: ***I know that..., I think.... because....***
- We encourage children to use Times Tables Rock Stars. The log in information was sent home last half term and their log-ins are stuck inside the cover page of their reading record books.



### How can I help / information for Helping

- Ask your child to make predictions about their reading book. What do you think will happen next? Why do you think this?
- Discuss vocabulary with your child from their reading book – what do you think this word means?
- Model reading a sentence to your child fluently before asking them to repeat it. This process helps to build confidence in reading fluently and accurately.

### How can I help / information for Helping

Support your child to identify sensible ways of adding 2 numbers. Which is the most efficient way, 2+9 or 9+2?


Use number bonds to support adding past 10. For example, to solve 7+5, I know that 7+3 makes 10 and then add 2 more.


### KIRF Targets – Autumn Term 2

To learn doubles and halves of numbers to 20.

Please see attached sheet.

0 + 0 = 0	½ of 0 = 0	11 + 11 = 22
1 + 1 = 1	½ of 2 = 1	12 + 12 = 24
2 + 2 = 4	½ of 4 = 2	13 + 13 = 26
3 + 3 = 6	½ of 6 = 3	14 + 14 = 28
4 + 4 = 8	½ of 8 = 4	15 + 15 = 30
5 + 5 = 10	½ of 10 = 5	16 + 16 = 32
6 + 6 = 12	½ of 12 = 6	17 + 17 = 34
7 + 7 = 14	½ of 14 = 7	18 + 18 = 36
8 + 8 = 16	½ of 16 = 8	19 + 19 = 38
9 + 9 = 18	½ of 18 = 9	20 + 20 = 40
10 + 10 = 20	½ of 20 = 10	

Topic	Science	P.E
<p><b>Focus is:</b> This half term the children will be learning about the cities they live near. Building on this, the children will be learning the countries that make up the United Kingdom and capital cities within it. Paddington will also be making an appearance throughout the topic to show the children where he has been on his travels across the world!</p> <p><b>Skills / knowledge to be developed:</b> Knowledge of countries in the UK, continents and oceans around the world.</p> <p><b>Applied through:</b> Geography/ English</p>	<p><b>Focus is:</b> This half term the children will continue to look at habitats around the world and find out about food chains.</p> <p><b>Skills / knowledge to be developed:</b> Children will learn how to describe different habitats and understand how they provide for the basic needs of different kinds of animals and plants, and in turn, how they depend on each other.</p> <p><b>DT links:</b> We will be designing and making our bird feeders this half term using recyclable materials.</p> <p><b>Applied through:</b> Discussion / Sorting and classifying information / links to PSHE</p> 	<p><b>Focus is:</b> Games – throwing and catching</p> <p><b>Skills / knowledge to be developed:</b> Hand-eye coordination, aiming and reflex.</p> <p><b>Applied through:</b> Children will develop their techniques to enhance their co-ordination and will play a variety of games in small teams. We will focus on catching different sized balls with two hands and throwing with control.</p> <p>Our PE day is <b>Monday</b>. Please ensure that your child has their <b>named outdoor PE kit including trainers and a jumper/hoodie</b>.</p>
<p><b>How can I help / information for Helping</b> <b>Can you tell me the countries that make up the UK?</b> <b>Can you tell me the 7 continents around the world?</b> <b>What city do you live close to?</b> <b>What is the capital city of Wales, England, Scotland and Northern Ireland?</b></p>	<p><b>How can I help / information for Helping</b> <b>Science -</b> Can you name our local habitats? Can you name habitats around the world? Which plants and animals might live there? What do all living things need to survive? How can you tell if something is living, dead or was never alive?</p>	<p><b>How can I help / information for Helping</b> Children will come home in their PE kit unless the lesson is postponed due to the weather and the kit will stay in school to enable us to do the lesson on a different day. Please help your child to practise getting undressed and dressed independently, especially doing buttons and zips!</p>
Music	PSHE / MindMate	R.E.
<p><b>Focus is:</b> Listening and Appraising, Singing and Performing</p> <p><b>Skills / knowledge to be developed:.</b> Listen to different styles of music and be able to talk about what they hear. Listen to a musical phrase and repeat it in a group or class. Talk about a musical phrase using the vocabulary of pitch and tempo. Perform songs with expression to tell a story.</p>  <p><b>Applied through:</b> Preparation and performance for our Christmas production.</p>	<p><b>Focus is:</b> The focus this half term is Mental Health and Wellbeing with a focus on friendship.</p> <p><b>Skills / knowledge to be developed:</b> This theme focuses on developing children's knowledge and understanding of friendship, how we make friends, what makes and good friend and how we can protect friendships and resolve conflicts when we do fall out. We will look at three key social and emotional aspects of learning: empathy, managing feelings, and social skills which we will explore through circle time.</p> <p><b>Applied through:</b> Discussion / Circle time / debate</p>	<p><b>Focus is:</b> The focus of this half term is Light.</p> <p><b>Skills / knowledge to be developed:</b> In R.E this half term we will explore Light and how the Christians celebrate Christmas as a time for reflection. The children will learn the Christmas story through video clips and discussions around the Christmas story and how this impacts Christians around the world today.</p> <p><b>Applied through:</b> Discussion / Circle time / debate/ How do other cultures and religions celebrate 'light'?</p>
<p><b>How can I help / information for Helping</b> Listen to different genres of music. How is the music being made? What is it that you like about it? Which instruments can you hear?</p>	<p><b>How can I help / information for Helping</b> Discuss resolving conflicts between friends – how can you help a situation? When should you get involved? Who should you talk to if you need help?</p>	<p><b>How can I help / information for Helping</b> Do you celebrate a 'light' festival in your household? For example: St Lucia, Diwali, Christingle. What do you like about them?</p>

Homework	Any Other Information / Dates for the Diary
<p><b><u>Ongoing Homework</u></b></p> <ul style="list-style-type: none"> <li>• <b>Reading:</b> We encourage all children in KS1 to read for 15 minutes a day. <b>Please log what they have read in their reading record.</b> Books will be given out on Tuesday and Friday each week. They will ONLY be changed on these days and will stay in book bags until these days so please keep reading and re-reading books at home to improve fluency.</li> <li>• <b>Please ensure that the children have their reading books in their bags every day as we often hear them read on days other than Tuesday and Friday.</b></li> <li>• <b>KIRF target:</b> See maths</li> <li>• <b>Spellings:</b> A list of spelling words will be sent out each Friday, with a spelling test the following Friday. <u>Please bring your spelling homework sheet back every Friday.</u></li> </ul> <p><b><u>Maths and English Homework</u></b> Homework is sent on a Thursday evening and will be both Maths and English. Please return it on a Tuesday.</p> <p><b>Please encourage your children to discuss their homework at home in order that they develop the skills of explanation and reasoning. If you have any concerns or your child has found a piece of work particularly challenging, please make a note for us in their homework book so that can further support them in class.</b></p> <p>Children will be set an optional Learning Log activity once during every half term. This will be related to the Enriched Curriculum. On weeks when this is set, it will replace Maths or English homework. Please note that this should not be an onerous task and that your child can choose to present their work in any way they wish.</p>	<ul style="list-style-type: none"> <li>• <u>Monday 14<sup>th</sup> November</u> – Odd Socks Day which marks the beginning of anti-bullying week. Please come in odd socks if you would like to.</li> <li>• <u>Friday 18<sup>th</sup> November</u> - Children in Need day, children can wear something spotty or Children In Need themed.</li> <li>• <u>Week beginning 21<sup>st</sup> November</u> – Book Fayre</li> <li>• <u>Thursday 24<sup>th</sup> November</u> – Rhythmicity African Drumming workshop.</li> <li>• <u>Tuesday 22<sup>nd</sup> (morning)</u> Progress Café</li> <li>• <u>Monday 5<sup>th</sup> December</u> KS1 dress rehearsal to school</li> <li>• <u>Thursday 8<sup>th</sup> December</u> – Christmas Production -morning performance</li> <li>• <u>Friday 9<sup>th</sup> December</u> - Christmas Production -afternoon performance</li> <li>• <u>Tuesday 13<sup>th</sup> December</u> – KS1 Party in the afternoon</li> <li>• <u>Friday 16<sup>th</sup> December</u> – Christmas jumper and film day</li> </ul> <p><b>As lots of our PE currently takes place outside, please ensure that you send your child with outdoor kit, this needs to include tracksuit bottoms, tracksuit top/jumper and trainers as it can get very chilly!</b></p> <p>Please ensure that your child has a <u>named</u> water bottle in school every day. They must remember to take it home every evening to wash the bottle and bring it in to school already full. This will ensure that the bottles are kept clean and germ-free for the children’s use each day.</p> <p>We encourage you to follow our school Twitter account <u>@BramhamShadwell</u>. We regularly post updates and photographs of what your children are learning in class alongside other important school information, reminders and updates.</p> 

We are off to another super start this half term...your children are ready and raring to learn after their break! If you have any queries please do not hesitate to contact us or make an appointment at the office to arrange a meeting after school.

Mrs Pelc and Miss Eales ☺