



Curriculum Newsletter


Bramham Shadwell Federation
Class 2 January - February 2023



All our learning in class this half term will be focused around the question:
What does freedom mean to someone?

English

- This half term we will learn how to write their own instructions and then focus on narrative. The children will be learning about the five elements of a story: the characters, the setting, how the story starts, the problem/middle of the story and how the story concludes.
- We will be developing our grammatical understanding of sentence types, focusing on **commands, statements, exclamations and questions**.
- Our focus in English will link to our Geography topic of Australia. The children will create stories based around some of the animals native to Australia while drawing on current affairs as we discuss the problems caused by the wild fires and the effects on the wildlife.
- We will continue to ensure that our sentences are **punctuated accurately** and contain powerful **adjectives** and **adverbs** for extra description.
- Checking and improving** our work is a continued focus so that the children are able to self-edit.
- Reading and spelling support will continue to take place on a daily basis.
- Handwriting is also a key area of development as we continue to ensure that letters are always **formed, orientated and placed on the line correctly**.



The texts we will focus on are: *The Koala Who Could* & *Wombat Goes Walkabout*.

How can I help / information for Helping

- Continue to share and enjoy books with your children at home. Discuss how the story is constructed – who are the characters? what is the setting?
- Discuss new words you come across in the books you read – are they adjectives, verbs or nouns? What do they mean? How are they spelt? What else could the author have used?
- Listen to your child read their school reading books and please remember to write a comment in their reading record so we know to change their book.
- When your child is writing at home, please encourage them to use the correct letter formation (if you need another letter formation sheet, please let us know).

Maths

- This term in Maths we will begin with measure. The children will learn about the vocabulary associated with **length and height** and learn how to use rulers, metre sticks and tape measures to measure in cm and metres.
- We will continue our Measures topic with **mass**, where the children will find out how we use scales weigh objects in grams and kg. They will also be using their knowledge of the four operations to help them to solve problems involving length and mass.
- The final section of our Measures topic is **temperature**. We will discuss the weather both in the UK and in Australia, estimating temperatures and learning how to read a thermometer in degrees Celsius.
- We will continue the term with our **Graphs and Charts** topic, where we will begin to read graphs and charts and learn how to put together our own simple pictogram.
- Our final topic for this half term is **money**. The children will have the opportunity to develop their knowledge of coins and notes and be able to read amounts in pounds and pence






This term we will begin our weekly times tables tasks. Each week, we will set the children 4 tables questions e.g. $1 \times 2 = 2$, $2 \times 2 = 4$, $3 \times 2 = 6$, and $4 \times 2 = 8$. The children will be expected to practise these at home and in class. Each set will be sent home weekly on Monday.

How can I help / information for Helping

- Discuss the height, length and weight of objects at home.
- Encourage children to use the language of measurement when describing objects.
- Discuss money with your children. How much does an object cost? How much would two of them be? How could we find out?



KIRF Targets – Spring Term 1

To learn the multiplication and division facts for the 2 times table.

Topic	Science	P.E
<p>Focus is: This half term the children will be answering the question "What does freedom mean to someone?" which will link to our Geography and Art topics.</p>  <p>Skills / knowledge to be developed: We will compare and contrast key human and physical features of the London and Sydney using key geographical vocabulary. We will also be learning about and creating aboriginal artwork using colour mixing and printing skills.</p>  <p>Applied through: Geography / Art</p>	<p>Focus is: This half term the children will learn about the properties and uses of everyday materials.</p> <p>Skills / knowledge to be developed: We will identify and compare different materials using scientific vocabulary. The children will learn how to complete observations and investigations about the properties of materials. These investigations will support our SITE (Science, Innovation, Technology and Engineering) project, which is to design, make and evaluate a hand puppet for Class 2 to use in a performance.</p>  <p>Computing- During the first half term, children will be creating their own digital posters around the topic of Australia where they will learn about new font styles, and learn to copy and paste images from reliable sources.</p> <p>Applied through: Discussion / Sorting and classifying information / Scientific investigation</p>	<p>Focus is: Gymnastics</p> <p>Skills / knowledge to be developed: Controlling balances and developing short sequences of movements using different body parts.</p> <p>Applied through: Children will develop their techniques to enhance their balancing skills and will work in pairs or small groups.</p> <p>PE will continue be taught on Monday afternoons, so please send your children with their kit in their bag to get changed into before PE.</p>
<p>How can I help / information for Helping Go for a walk or drive around the local area with your child. Can you create a tally chart for all human and physical features that you know in our area? Example: houses, bridges, hills, lakes etc.</p>	<p>How can I help / information for Helping Which materials can you spot in your house? How many different things can you find which are made out of the same material?</p>	<p>How can I help / information for Helping Talk about why it might be easier to balance on some parts of our bodies than others.</p>

Music	PSHE / MindMate	R.E.
<p>Focus is: Charanga – Dynamics and tempo</p> <p>Skills / knowledge to be developed This Unit of Work celebrates a wide range of musical styles which support the key areas of the English Model Music Curriculum; Listening, Singing, Playing Composing and Performing.</p> <p>Applied through: Practical sessions</p>	<p>Focus is: Sex and Relationship Education (boys, girls and families)</p> <p>Skills / knowledge to be developed: developing the children's understanding of the similarities and differences between boys and girls.</p> <p>Applied through: Discussion / Circle time / debate</p>	<p>Focus is: How can we make good choices?</p> <p>Skills / knowledge to be developed: We will explore how the religions of Christianity, Judaism and Islam follow moral codes such as the Ten Commandments and the five</p> <p>Applied through: Discussion / Circle time / debate</p>

How can I help / information for Helping Listen to a variety of music. Talk about why we might or might not like it. Where do they think the music might originate? Which instruments can you hear?	How can I help / information for Helping Discuss and read stories with your child about how people may be different to each other and how we must accept people for who they are.	How can I help / information for Helping Discuss why people might pray. Might you say a prayer for someone else or yourself? Some people choose to pray and some do not. If you do not take part in prayer, can you think about what you are thankful for or what you would like help with?
----------------------------------------------------------------------------------------------------------------------------------------------------------------------------------------------------------------------	-------------------------------------------------------------------------------------------------------------------------------------------------------------------------------------------------	--------------------------------------------------------------------------------------------------------------------------------------------------------------------------------------------------------------------------------------------------------------------------------------------------------------

Homework	Any Other Information / Dates for the Diary
<p>Ongoing Homework</p> <ul style="list-style-type: none"> Reading: We encourage all children in KS1 to read for 15 minutes at least twice per week. Please log what they have read in their reading record; please ensure your child has their book in their book bag every day. Reading books will be swapped on a Tuesday and Friday. Please bring these back every Monday to be swapped for Tuesday and Thursday to be swapped for Friday so this gives us time to swap them around. Library book- Each Friday the children will be given the opportunity to borrow a book of their choice from our school library to take home. This should be returned in order for the children to choose another the following week. KIRF target: See maths Spellings: A list of spelling words will be sent out each Friday, with a spelling test the following Friday. <u>Please bring your spelling sheet back every Friday.</u> Times Tables: A set of times tables will be sent out each Monday, with a times tables test the following Monday. <p><u>Maths / English Homework</u></p> <p>English and Maths homework will be sent out each Thursday, to be returned the following Tuesday. .</p> <p>Please encourage your children to discuss their homework at home in order that they develop the skills of explanation and reasoning.</p> <p>Children will be set an optional Learning Log activity once during every half term. This will be related to the Enriched Curriculum. On weeks when this is set, it will replace Maths or English homework. Please note that this should not be an onerous task and that your child can choose to present their work in any way they wish.</p>	<div>  </div> <p> Friday 20th January – Wear Red for Chinese New Year Wednesday 26th January – Australia Day (Class 2) Friday 27th January – Road Safety workshop Tuesday 8th February – Safer Internet Day 6 – 12th February – Children’s Mental Health Week. ‘Let’s Connect’ Friday 10th March – Visit by author Michelle Robinson </p> <p>More information will be given regarding Australia Day, but needless to say that children are encouraged to get dressed up with an Australian theme, i.e- colours of either of the flags, animals, traditional dress etc. Please ask if you have any concerns regarding this and we will endeavour to help.</p> <p>Please ensure that your child has a <u>named</u> water bottle in school every day. They must remember to take it home every evening to wash the bottle and bring it in to school already full. This will ensure that the bottles are kept clean and germ-free for the children’s use each day.</p> <p>We encourage you to follow our school Twitter account @BramhamShadwell. We regularly post updates and photographs of what your children are learning in class alongside other important school information, reminders and updates.</p> <div>  </div>

Thank you as always for your support. The children have made a super start to the Spring term already and are showing lots of excitement about our topics! If you have any queries please do not hesitate to contact us or make an appointment at the office to arrange a meeting after school.

Mrs Pelc and Miss Eales